



# Statement of Financial Information

Filed in accordance with the  
*Financial Information Act*

Fiscal Year Ended March 31, 2023

---

## Table of Contents

A. Statement of Financial Information Approval .....	2
B. Management Report .....	4
C. Audited Financial Statements .....	6
D. Schedule of Debts .....	45
E. Schedule of Indemnity and Guarantee Agreements .....	47
F. Schedule of Payments to Suppliers of Goods and Services .....	56
G. Schedule of Remuneration and Expenses .....	118

---

Vancouver Island Health Authority

**SCHEDULE A**  
**STATEMENT OF FINANCIAL INFORMATION APPROVAL**

March 31, 2023

---

Vancouver Island Health Authority

## STATEMENT OF FINANCIAL INFORMATION APPROVAL

The undersigned represents the Board of Directors of Vancouver Island Health Authority and approves all of the statements and schedules included in the Statement of Financial Information, produced under the Financial Information Act.



Leah Hollins, Chair, Board of Directors

September 27, 2023

---

Date

---

Prepared pursuant to Financial Information Regulation, Schedule 1, section 9.

---

Vancouver Island Health Authority

**SCHEDULE B**  
Management Report

March 31, 2023

---

Vancouver Island Health Authority  
**MANAGEMENT REPORT**

The financial statements of the Vancouver Island Health Authority (the “Authority”) for the year ended March 31, 2023 contained in this Statement of Financial Information under the *Financial Information Act* have been prepared by management in accordance with Canadian public sector accounting standards (“PSAS”) issued by the Public Sector Accounting Board (“PSAB”), as required by Section 23.1 of the Budget Transparency and Accountability Act of the Province of British Columbia and in regard to the accounting for restricted contributions which is based on the Restricted Contributions Regulation 198/2011. The integrity and objectivity of these statements are management’s responsibility.


Management is also responsible for implementing and maintaining a system of internal controls to provide reasonable assurance that reliable financial information is produced.


The Board of Directors is responsible for ensuring that management fulfils its responsibilities for financial reporting and internal control and exercises this responsibility through the Finance and Audit Committee of the Board. The Finance and Audit Committee meets with management and the internal auditor no fewer than four times a year and the external auditor a minimum of two times a year.

The Authority’s internal auditor independently evaluates the effectiveness of internal controls on an ongoing basis and reports the findings to management and the Finance and Audit Committee.

The external auditor, KPMG LLP, conducts an independent examination, in accordance with Canadian generally accepted auditing standards, and expresses their opinion on the financial statements. Their examination considers internal control relevant to management's preparation of the financial statements in order to design audit procedures that are appropriate in the circumstances for the purpose of expressing an opinion on the financial statements, but not for the purposes of expressing an opinion on the effectiveness of the Authority's internal control. The external auditor has full and free access to the Finance and Audit Committee of the Board and meet with it on a regular basis.

On behalf of the Vancouver Island Health Authority,

  
\_\_\_\_\_  
Kathy MacNeil  
President & CEO  
September 27, 2023  
\_\_\_\_\_  
Date

  
\_\_\_\_\_  
Kim Kerrone  
Vice President – CFO

---

Vancouver Island Health Authority

**SCHEDULE C**  
**AUDITED FINANCIAL STATEMENTS**

March 31, 2023

---

Prepared pursuant to Financial Information Regulation, Schedule 1, sections 2 and 3.

---

Vancouver Island Health Authority

## Index to Audited Financial Statements

FOR THE FISCAL YEAR ENDED March 31, 2023

- Statement of Management Responsibility
- Independent Auditor's Report
- Statement of Financial Position
- Statement of Operations and Accumulated Deficit
- Statement of Changes in Net Debt
- Statement of Cash flows
- Notes to Financial Statements



Financial Statements of

**VANCOUVER ISLAND HEALTH AUTHORITY**

And Independent Auditor's Report thereon

Year ended March 31, 2023



## Statement of Management Responsibility

The financial statements of the Vancouver Island Health Authority (the "Authority") for the year ended March 31, 2023 have been prepared by management in accordance with Canadian public sector accounting standards ("PSAS") issued by the Public Sector Accounting Board ("PSAB"), as required by Section 23.1 of the *Budget Transparency and Accountability Act* of the Province of British Columbia and in regard to the accounting for restricted contributions which is based on the Restricted Contributions Regulation 198/2011. The integrity and objectivity of these statements are management's responsibility.

Management is also responsible for implementing and maintaining a system of internal controls to provide reasonable assurance that reliable financial information is produced.

The Board of Directors is responsible for ensuring that management fulfils its responsibilities for financial reporting and internal control and exercises this responsibility through the Finance and Audit Committee of the Board. The Finance and Audit Committee meets with management and the internal auditor no fewer than four times a year and the external auditor a minimum of two times a year.

The Authority's internal auditor independently evaluates the effectiveness of internal controls on an ongoing basis and reports the findings to management and the Finance and Audit Committee.

The external auditor, KPMG LLP, conducts an independent examination, in accordance with Canadian generally accepted auditing standards, and expresses their opinion on the financial statements. Their examination considers internal control relevant to management's preparation of the financial statements in order to design audit procedures that are appropriate in the circumstances for the purpose of expressing an opinion on the financial statements, but not for the purposes of expressing an opinion on the effectiveness of the Authority's internal control. The external auditor has full and free access to the Finance and Audit Committee of the Board and meet with it on a regular basis.

On behalf of the Vancouver Island Health Authority

Handwritten signature of Kathryn E. MacNeil in blue ink.

Kathryn E. MacNeil  
President and Chief Executive Officer

Handwritten signature of Kim Kerrone in blue ink.

Kim Kerrone  
Vice President - Chief Financial Officer

May 24, 2023



KPMG LLP  
St. Andrew's Square II  
800-730 View Street  
Victoria BC V8W 3Y7  
Canada  
Telephone 250-480-3500  
Fax 250-480-3539

## INDEPENDENT AUDITOR'S REPORT

To the Board of Directors of Vancouver Island Health Authority, and  
To the Minister of Health, Province of British Columbia

### ***Opinion***

We have audited the financial statements of Vancouver Island Health Authority (the Authority), which comprise:

- the statement of financial position as at March 31, 2023
- the statement of operations and accumulated deficit for the year then ended
- the statement of changes in net debt for the year then ended
- the statement of cash flows for the year then ended
- and notes to the financial statements, including a summary of significant accounting policies

(hereinafter referred to as the "financial statements").

In our opinion, the accompanying financial statements as at and for the year ended March 31, 2023 of the Authority are prepared, in all material respects, in accordance with the financial reporting provisions of Section 23.1 of the Budget Transparency and Accountability Act of the Province of British Columbia.

### ***Basis for Opinion***

We conducted our audit in accordance with Canadian generally accepted auditing standards. Our responsibilities under those standards are further described in the "***Auditor's Responsibilities for the Audit of the Financial Statements***" section of our Auditor's report.

We are independent of the Authority in accordance with the ethical requirements that are relevant to our audit of the financial statements in Canada and we have fulfilled our other ethical responsibilities in accordance with these requirements.

We believe that the audit evidence we have obtained is sufficient and appropriate to provide a basis for our opinion.

### ***Emphasis of Matter – Financial Reporting Framework***

We draw attention to Note 1(a) to the financial statements which describes the applicable financial reporting framework and the significant differences between that financial reporting framework and Canadian public sector accounting standards.

Our opinion is not modified in respect of this matter.

### ***Emphasis of Matter – Comparative Information***

We draw attention to Note 2 to the financial statements (“Note 2”), which explains that certain comparative information presented for the year ended March 31, 2022 has been restated. Note 2 explains the reason for the restatement and also explains the adjustments that were applied to restate certain comparative information. Our opinion is not modified in respect of this matter.

### ***Other Matter – Comparative Information***

As part of our audit of the financial statements for the year ended March 31, 2023, we also audited the adjustments that were applied to restate certain comparative information presented for the year ended March 31, 2022. In our opinion, such adjustments are appropriate and have been properly applied.

### ***Responsibilities of Management and Those Charged with Governance for the Financial Statements***

Management is responsible for the preparation of the financial statements in accordance with the financial reporting provisions of Section 23.1 of the Budget Transparency and Accountability Act of the Province of British Columbia and for such internal control as management determines is necessary to enable the preparation of financial statements that are free from material misstatement, whether due to fraud or error.

In preparing the financial statements, management is responsible for assessing the Authority’s ability to continue as a going concern, disclosing as applicable, matters related to going concern and using the going concern basis of accounting unless management either intends to liquidate the Authority or to cease operations, or has no realistic alternative but to do so.

Those charged with governance are responsible for overseeing the Authority’s financial reporting process.

### ***Auditor’s Responsibilities for the Audit of the Financial Statements***

Our objectives are to obtain reasonable assurance about whether the financial statements as a whole are free from material misstatement, whether due to fraud or error, and to issue an Auditor’s report that includes our opinion.

Reasonable assurance is a high level of assurance, but is not a guarantee that an audit conducted in accordance with Canadian generally accepted auditing standards will always detect a material misstatement when it exists.

Misstatements can arise from fraud or error and are considered material if, individually or in the aggregate, they could reasonably be expected to influence the economic decisions of users taken on the basis of the financial statements.

As part of an audit in accordance with Canadian generally accepted auditing standards, we exercise professional judgment and maintain professional skepticism throughout the audit.



We also:

- Identify and assess the risks of material misstatement of the financial statements, whether due to fraud or error, design and perform audit procedures responsive to those risks, and obtain audit evidence that is sufficient and appropriate to provide a basis for our opinion.

The risk of not detecting a material misstatement resulting from fraud is higher than for one resulting from error, as fraud may involve collusion, forgery, intentional omissions, misrepresentations, or the override of internal control.

- Obtain an understanding of internal control relevant to the audit in order to design audit procedures that are appropriate in the circumstances, but not for the purpose of expressing an opinion on the effectiveness of the Authority's internal control.
- Evaluate the appropriateness of accounting policies used and the reasonableness of accounting estimates and related disclosures made by management.
- Conclude on the appropriateness of management's use of the going concern basis of accounting and, based on the audit evidence obtained, whether a material uncertainty exists related to events or conditions that may cast significant doubt on the Authority's ability to continue as a going concern. If we conclude that a material uncertainty exists, we are required to draw attention in our Auditor's report to the related disclosures in the financial statements or, if such disclosures are inadequate, to modify our opinion. Our conclusions are based on the audit evidence obtained up to the date of our Auditor's report. However, future events or conditions may cause the Authority to cease to continue as a going concern.
- Communicate with those charged with governance regarding, among other matters, the planned scope and timing of the audit and significant audit findings, including any significant deficiencies in internal control that we identify during our audit.

Chartered Professional Accountants

Victoria, Canada  
May 25, 2023

# VANCOUVER ISLAND HEALTH AUTHORITY

## Statement of Financial Position

(Financial statements and tabular amounts expressed in thousands of dollars)


As at March 31, 2023, with comparative information for 2022

	2023	2022
		(Restated – note 2)
<b>Financial assets</b>		
Cash and cash equivalents (note 3)	\$ 213,180	\$ 346,961
Accounts receivable (note 4)	411,295	170,626
Inventories held for sale	1,119	1,129
Long-term disability and health and welfare asset (note 9(b)(i))	63,555	80,000
	<u>689,149</u>	<u>598,716</u>
<b>Liabilities</b>		
Accounts payable and accrued liabilities (note 5)	447,565	365,827
Deferred operating contributions (note 6)	2,402	7,439
Deferred research and designated contributions (note 7)	2,302	2,988
Debt (note 8)	371,797	380,001
Retirement allowance (note 9(a))	121,780	122,199
Replacement reserves (note 10)	22	20
Asset retirement obligations (note 11)	42,813	42,749
Deferred capital contributions (note 12)	1,406,561	1,314,235
	<u>2,395,242</u>	<u>2,235,458</u>
<b>Net debt</b>	<u>(1,706,093)</u>	<u>(1,636,742)</u>
<b>Non-financial assets</b>		
Tangible capital assets (note 13)	1,556,032	1,477,242
Inventories held for use	22,436	21,137
Prepaid expenses	35,741	41,001
Restricted assets	231	231
	<u>1,614,440</u>	<u>1,539,611</u>
<b>Accumulated deficit</b>	<u>\$ (91,653)</u>	<u>\$ (97,131)</u>

Commitments and contingencies (note 14)

See accompanying notes to financial statements.

Approved on behalf of the Board:

  
Leah Hollins  
Board Chair

  
Anne McFarlane  
Director

# VANCOUVER ISLAND HEALTH AUTHORITY

## Statement of Operations and Accumulated Deficit

(Financial statements and tabular amounts expressed in thousands of dollars)

Year ended March 31, 2023, with comparative information for 2022

	2023 Budget (note 1(n))	2023	2022 (Restated – note 2)
<b>Revenues:</b>			
Ministry of Health contributions	\$ 2,912,671	\$ 3,085,944	\$ 2,821,924
Medical Services Plan	202,156	238,505	225,712
Recoveries from other health authorities and BC government reporting entities	138,424	148,510	138,062
Amortization of deferred capital contributions (note 12)	93,194	88,091	87,601
Patients, clients and residents (note 15(a))	69,279	83,965	72,667
Other (note 15(b))	36,299	61,769	46,013
Other contributions (note 15(c))	4,815	3,801	4,269
Investment income	1,536	3,654	715
	<u>3,458,374</u>	<u>3,714,239</u>	<u>3,396,963</u>
<b>Expenses (note 15(d)):</b>			
Acute care	1,785,818	1,887,464	1,749,737
Long-term care	549,670	616,746	558,514
Community care	442,533	518,127	447,256
Mental health and substance use	290,557	286,243	246,140
Corporate	306,077	293,518	241,073
Population health and wellness	83,719	106,663	154,532
	<u>3,458,374</u>	<u>3,708,761</u>	<u>3,397,252</u>
Annual surplus/(deficit)	-	5,478	(289)
Accumulated deficit, beginning of year	(97,131)	(97,131)	(57,008)
Adoption of asset retirement obligations standard (note 2)	-	-	(39,834)
Accumulated deficit, beginning of year, as restated	(97,131)	(97,131)	(96,842)
Accumulated deficit, end of year	<u>\$ (97,131)</u>	<u>\$ (91,653)</u>	<u>\$ (97,131)</u>

See accompanying notes to financial statements.

# VANCOUVER ISLAND HEALTH AUTHORITY

## Statement of Changes in Net Debt

(Financial statements and tabular amounts expressed in thousands of dollars)

Year ended March 31, 2023, with comparative information for 2022

	2023 Budget (note 1(n))	2023	2022 (Restated – note 2)
Annual surplus	\$ -	\$ 5,478	\$ (289)
Acquisition of tangible capital assets	(357,165)	(179,839)	(97,073)
Amortization of tangible capital assets	106,000	101,049	103,185
	(251,165)	(73,312)	5,823
Acquisition of inventories held for use	-	(336,629)	(205,067)
Acquisition of prepaid expenses	-	(50,883)	(60,859)
Consumption of inventories held for use	-	335,330	205,652
Use of prepaid expenses	-	56,143	60,368
	-	3,961	94
Decrease/(increase) in net debt	(251,165)	(69,351)	5,917
Net debt, beginning of year	(1,636,742)	(1,636,742)	(1,599,972)
Adoption of asset retirement obligations standard (note 2)	-	-	(42,687)
Net debt, beginning of year, as restated	(1,636,742)	(1,636,742)	(1,642,659)
Net debt, end of year	\$ (1,887,907)	\$ (1,706,093)	\$ (1,636,742)

See accompanying notes to financial statements.



# VANCOUVER ISLAND HEALTH AUTHORITY

## Statement of Cash Flows

(Financial statements and tabular amounts expressed in thousands of dollars)

Year ended March 31, 2023, with comparative information for 2022

	2023	2022
		(Restated – note 2)
Cash flows from (used in):		
Operating activities:		
Annual surplus (deficit) from operations	\$ 5,478	\$ (289)
Items not involving cash:		
Amortization of deferred capital contributions	(88,091)	(87,601)
Amortization of tangible capital assets	101,049	103,185
Accretion expense	64	62
Retirement allowance expense	14,711	11,550
Long-term disability benefits expense	85,847	46,409
Interest income	(3,655)	(715)
Interest expense	25,031	25,546
	<u>140,434</u>	<u>98,147</u>
Net change in non-cash operating items (note 16)	(160,681)	(5,366)
Retirement allowance benefits paid	(15,130)	(9,358)
Long-term disability benefits contributions	(69,402)	(73,214)
Interest received	3,655	715
Interest paid	(25,031)	(25,546)
<b>Net change in cash from operating activities</b>	<b>(126,155)</b>	<b>(14,622)</b>
Capital activities:		
Acquisition of tangible capital assets	(179,839)	(97,073)
<b>Net change in cash from capital activities</b>	<b>(179,839)</b>	<b>(97,073)</b>
Financing activities:		
Repayment of debt	(8,204)	(7,692)
Capital contributions	180,417	177,592
<b>Net change in cash from financing activities</b>	<b>172,213</b>	<b>169,900</b>
(Decrease)/increase in cash and cash equivalents	(133,781)	58,205
Cash and cash equivalents, beginning of year	346,961	288,756
<b>Cash and cash equivalents, end of year</b>	<b>\$ 213,180</b>	<b>\$ 346,961</b>

See accompanying notes to financial statements.

# VANCOUVER ISLAND HEALTH AUTHORITY

Notes to Financial Statements

(Financial statements and tabular amounts expressed in thousands of dollars)

Year ended March 31, 2023

---

Vancouver Island Health Authority (the "Authority") was created under the *Health Authorities Act of British Columbia* on December 12, 2001 with a Board of Directors appointed by the Ministry of Health (the "Ministry") and is one of six health authorities in British Columbia ("BC"). The Authority is dependent on the Ministry to provide sufficient funds to continue operations, replace essential equipment, and complete its capital projects. The Authority is a registered charity under the *Income Tax Act*, and is exempt from income and capital taxes.

The role of the Authority is to promote and provide for the physical, mental and social well-being of people who live in the Vancouver Island region and those referred from outside the region.

## 1. Significant accounting policies:

### (a) Basis of accounting:

The financial statements are prepared in accordance with Section 23.1 of the *Budget Transparency and Accountability Act* of the Province of BC supplemented by Regulations 257/2010 and 198/2011 issued by the Province of BC Treasury Board, referred to as the financial reporting framework ("the framework").

The *Budget Transparency and Accountability Act* requires that the financial statements be prepared in accordance with the set of standards and guidelines that comprise generally accepted accounting principles for senior governments in Canada, or if the Treasury Board makes a regulation, the set of standards and guidelines that comprise generally accepted accounting principles for senior governments in Canada as modified by the alternate standard or guideline or part thereof adopted in the regulation.

Regulation 257/2010 requires all tax-payer supported organizations in the Schools, Universities, Colleges and Hospitals sectors to adopt Canadian public sector accounting standards ("PSAS") issued by the Canadian Public Sector Accounting Board ("PSAB") without any elections available for government not-for-profit organizations.

Regulation 198/2011 requires that restricted contributions received or receivable are to be reported as revenue depending on the nature of the restrictions on the use of the funds by the contributors as follows:

- (i) Contributions for the purpose of acquiring or developing a depreciable tangible capital asset or contributions in the form of a depreciable tangible capital asset are recorded and referred to as deferred capital contributions and recognized in revenue at the same rate that amortization of the related tangible capital asset is recorded. The reduction of the deferred capital contributions and the recognition of the revenue are accounted for in the fiscal period during which the tangible capital asset is used to provide services. If the depreciable tangible capital asset funded by a deferred contribution is written down, a proportionate share of the deferred capital contribution is recognized as revenue during the same period.
- (ii) Contributions externally restricted for specific purposes other than those for the acquisition or development of a depreciable tangible capital asset are recorded as deferred operating contributions or deferred research and designated contributions, and recognized in revenue in the year in which the stipulation or restriction on the contributions have been met by the Authority.

# VANCOUVER ISLAND HEALTH AUTHORITY

Notes to Financial Statements

(Financial statements and tabular amounts expressed in thousands of dollars)

Year ended March 31, 2023

---

## 1. Significant accounting policies (continued):

### (a) Basis of accounting (continued):

For BC tax-payer supported organizations, these contributions include government transfers and externally restricted contributions.

The accounting policy requirements under Regulation 198/2011 are significantly different from the requirements of PSAS which require that:

- government transfers, which do not contain a stipulation that creates a liability, be recognized as revenue by the recipient when approved by the transferor and the eligibility criteria have been met in accordance with PS 3410, Government Transfers;
- externally restricted contributions be recognized as revenue in the period in which the resources are used for the purpose or purposes specified in accordance with PS 3100, Restricted Assets and Revenues; and
- deferred contributions meet the liability criteria in accordance with PS 3200, Liabilities.

As a result, revenue recognized in the statement of operations and certain related deferred capital contributions would be recorded differently under PSAS.

### (b) Cash and cash equivalents:

Cash and cash equivalents include cash on hand, demand deposits and short-term highly liquid investments that are readily convertible to known amounts of cash and that are subject to an insignificant risk of change in value. These investments generally have a maturity of three months or less at acquisition and are held for the purpose of meeting short-term cash commitments rather than for investing.

### (c) Accounts receivable:

Accounts receivable are recorded at amortized cost less an allowance for doubtful accounts. Valuation allowances are made to reflect accounts receivable at the lower of amortized cost and the net recoverable value when risk of loss exists. Changes in valuation allowance are recognized in the statement of operations. Interest is accrued on loans receivable to the extent it is deemed collectable.

### (d) Inventories held for sale:

Inventories held for sale are recorded at the lower of weighted average cost or net realizable value. Cost includes the purchase price, import duties and other taxes, transport, handling and other costs directly attributable to the acquisition. Net realizable value is the estimated selling price less any costs to sell.

Inventories held for sale include pharmaceutical and other medical supplies.

### (e) Employee benefits:

#### (i) Defined benefit obligations, including multiple employer benefit plans:

Liabilities, net of plan assets, are recorded for employee retirement allowance benefits and multiple employer defined long-term disability and health and welfare benefits plans as employees render services to earn benefits.

# VANCOUVER ISLAND HEALTH AUTHORITY

Notes to Financial Statements

(Financial statements and tabular amounts expressed in thousands of dollars)

Year ended March 31, 2023

---

## 1. Significant accounting policies (continued):

### (e) Employee benefits (continued):

#### (i) Defined benefit obligations, including multiple employer benefit plans (continued):

The actuarial determination of the accrued benefit obligations uses the projected benefit method prorated on service which incorporates management's best estimate of future salary levels, other cost escalation, retirement ages of employees and other actuarial factors. Plan assets are measured at fair value.

The cumulative unrecognized actuarial gains and losses for retirement allowance benefits are amortized over the expected average remaining service period of active employees covered under the plan. The expected average remaining service period of the active covered employees entitled to retirement allowance benefits is 12 years (2022 – 12 years). Actuarial gains and losses from event-driven benefits such as long-term disability and health and welfare benefits that do not vest or accumulate are recognized immediately.

The discount rate used to measure an obligation is based on the Province of BC's cost of borrowing if there are no plan assets. The expected rate of return on plan assets is the discount rate used if there are plan assets. The cost of a plan amendment or the crediting of past service is accounted for entirely in the year that the plan change is implemented.

#### (ii) Defined contribution plans and multi-employer benefit plans:

Defined contribution plan accounting is applied to multi-employer defined benefit plans and, accordingly, contributions are expensed when due and payable.

#### (iii) Accumulating, non-vesting benefit plans:

Benefits that accrue to employees which do not vest, such as sick leave banks for certain employee groups, are accrued as the employees render services to earn the benefits, based on estimates of the expected future settlements.

#### (iv) Non-accumulating, non-vesting benefit plans:

For benefits that do not vest or accumulate, a liability is recognized when an event that obligates the Authority to pay benefits occurs.

### (f) Asset retirement obligations:

An asset retirement obligation ("ARO") is recognized when, as at the financial reporting date, all of the following criteria are met:

- there is a legal obligation to incur retirement costs in relation to a tangible capital asset;
- the past transaction or event giving rise to the liability has occurred;
- it is expected that future economic benefits will be given up; and
- a reasonable estimate of the amount can be made.

# VANCOUVER ISLAND HEALTH AUTHORITY

Notes to Financial Statements

(Financial statements and tabular amounts expressed in thousands of dollars)

Year ended March 31, 2023

---

## 1. Significant accounting policies (continued):

### (f) Asset retirement obligations (continued):

Certain building and fuel tank assets contain hazardous materials, and it is the Authority's practice to, as necessary, remediate these hazardous materials either on disposal of a tangible capital asset or in the course of completing repairs and maintenance. The liability for the removal of asbestos and other hazardous material in some buildings owned by the Authority, and fuel tanks located on sites owned by the Authority, have been recognized based on estimated future expenses to remediate the sites.

Under the modified retrospective method, the assumptions used on initial recognition are those as of the date of adoption of the standard. Assumptions used in the subsequent calculations are revised annually. When the amount and timing of future cash flows of a remediation or demolition project are known, the liability is discounted using a present value calculation, and adjusted yearly for accretion expense up to the time the project commences.

The recognition of the ARO liability resulted in an accompanying increase to the respective tangible capital assets. The increase in building and fuel tank assets is being amortized in accordance with the amortization accounting policies outlined in note (1(g)(i)). Fuel tanks are considered building service equipment and are presented within the building capital asset account.

### (g) Non-financial assets:

#### (i) Tangible capital assets:

Tangible capital assets are recorded at cost, which includes amounts that are directly attributable to acquisition, construction, development or betterment of the asset and overhead directly attributable to construction and development. Interest is capitalized over the development period whenever external debt is issued to finance the construction and development of tangible capital assets.

The cost, less residual value, of the tangible capital assets, excluding land, is amortized on a straight line basis over their estimated useful lives as follows:

Asset	Basis
Land improvements	5 – 25 years
Buildings	5 – 50 years
Equipment	3 – 20 years
Information systems	3 – 10 years
Assets under capital lease and leasehold improvements	Lease term

Assets under construction or development are not amortized until the asset is available for productive use.

# VANCOUVER ISLAND HEALTH AUTHORITY

Notes to Financial Statements

(Financial statements and tabular amounts expressed in thousands of dollars)

Year ended March 31, 2023

---

## 1. Significant accounting policies (continued):

### (g) Non-financial assets (continued):

#### (i) Tangible capital assets (continued):

Tangible capital assets are written-down when conditions indicate that they no longer contribute to the Authority's ability to provide services, or when the value of future economic benefits associated with the tangible capital assets is less than their net book value. The write-downs of tangible capital assets are recorded in the statement of operations. Write-downs are not subsequently reversed.

Contributed tangible capital assets are recorded at their fair market value on the date of contribution. Such fair value becomes the cost of the contributed asset. When fair value of a contributed asset cannot be reliably determined, the asset is recorded at nominal value.

#### (ii) Inventories held for use:

Inventories held for use are recorded at the lower of weighted average cost and replacement cost. Certain inventory items are held on consignment and are not included in inventory.

#### (iii) Prepaid expenses:

Prepaid expenses are recorded at cost and amortized over the period the service benefits are received.

### (h) Revenue recognition:

Under the *Hospital Insurance Act* and *Regulation* thereto, the Authority is funded primarily by the Province of BC in accordance with budget management plans and performance agreements established and approved by the Ministry.

Revenues are recognized on an accrual basis in the period in which the transactions or events occurred that gave rise to the revenues, the amounts are considered to be collectible and can be reasonably estimated.

Revenues related to fees or services received in advance of the fee being earned or the services being performed are deferred and recognized when the fee is earned or services performed.

Unrestricted contributions are recognized as revenue when receivable if the amounts can be estimated and collection is reasonably assured.

Externally restricted contributions are recognized as revenue depending on the nature of the restrictions on the use of the funds by the contributors as described in note 1(a).

Volunteers contribute a significant amount of their time each year to assist the Authority in carrying out its programs and services. Because of the difficulty of determining their fair value, contributed services are not recognized in these financial statements.

Contributions of assets, supplies and services that would otherwise have been purchased are recorded at fair value at the date of contribution, provided a fair value can be reasonably determined.

# VANCOUVER ISLAND HEALTH AUTHORITY

Notes to Financial Statements

(Financial statements and tabular amounts expressed in thousands of dollars)

Year ended March 31, 2023

---

## 1. Significant accounting policies (continued):

### (h) Revenue recognition (continued):

Contributions for the acquisition of land, or the contributions of land, are recorded as revenue in the period of acquisition or transfer of title.

### (i) Measurement of uncertainty:

The preparation of financial statements requires management to make estimates and assumptions that affect the reported amounts of assets and liabilities and the disclosure of contingent liabilities at the date of the financial statements and the reported amounts of revenue and expenses during the reporting period.

Areas requiring the use of estimates include the estimated useful lives of tangible capital assets, amounts to settle asset retirement obligations, contingent liabilities, and the future costs to settle employee benefit obligations.

Estimates are based on the best information available at the time of preparation of the financial statements and are reviewed annually to reflect new information as it becomes available. Actual results could differ from the estimates.

### (j) Restricted assets:

Restricted assets are comprised of endowment contributions which are externally restricted in their use. Endowment contributions are recorded as revenue in the period of acquisition. Use of these funds is limited to the terms of reference.

### (k) Foreign currency translation:

The Authority's functional currency is the Canadian dollar. Foreign currency transactions are translated at the exchange rates prevailing at the date of the transactions. Monetary assets and liabilities denominated in foreign currencies are translated into Canadian dollars at the exchange rate prevailing at the financial statement date. Any gain or loss resulting from a change in rates between the transaction date and the settlement date or statement of financial position date is recognized in the statement of operations.

### (l) Financial instruments:

Financial instrument classification is determined upon inception and financial instruments are not reclassified into another measurement category for the duration of the period they are held.

Financial assets and financial liabilities, other than derivatives, equity instruments quoted in an active market and financial instruments designated at fair value, are measured at cost or amortized cost upon their inception and subsequent to initial recognition. Cash and cash equivalents are measured at cost. Accounts receivable are recorded at amortized cost less any allowance for doubtful accounts. Portfolio investments, other than equity investments quoted in an active market, are reported at cost less any write-downs associated with a loss in value that is other than a temporary decline. All debt and other financial liabilities are recorded using cost or amortized cost.

# VANCOUVER ISLAND HEALTH AUTHORITY

Notes to Financial Statements

(Financial statements and tabular amounts expressed in thousands of dollars)

Year ended March 31, 2023

---

## 1. Significant accounting policies (continued):

### (l) Financial instruments (continued):

All financial assets recorded at amortized cost are tested annually for impairment. When financial assets are impaired, impairment losses are recorded in the statement of operations. A write-down of a portfolio investment to reflect a loss in value is not reversed for a subsequent increase in value.

For financial instruments measured using amortized cost, the effective interest rate method is used to determine interest revenue or expense.

Transaction costs for financial instruments measured using cost or amortized cost are added to the carrying value of the financial instrument. Transaction costs for financial instruments measured at fair value are expensed when incurred.

A financial liability or its part is derecognized when it is extinguished.

Management evaluates contractual obligations for the existence of embedded derivatives and elects to either designate the entire contract for fair value measurement or separately measure the value of the derivative component when characteristics of the derivative are not closely related to the economic characteristics and risks of the contract itself. Contracts to buy or sell non-financial items for the Authority's normal purchase, sale or usage requirements are not recognized as financial assets or liabilities.

### (m) Capitalization of public-private partnership projects:

Public-private partnership ("P3") projects are delivered by private sector partners selected to design, build, finance, and maintain the assets. The cost of the assets under construction are estimated at fair value, based on construction progress billings verified by an independent certifier, and also includes other costs incurred directly by the Authority.

The asset cost includes development and financing fees estimated at fair value, which require the extraction of cost information from the financial model embedded in the project agreement. Interest during construction is also included in the asset cost and is calculated on the P3 asset value, less contributions received and amounts repaid, during the construction term. The interest rate used is the project internal rate of return. When available for operations, the project assets are amortized over their estimated useful lives.

Correspondingly, an obligation net of contributions received, is recorded as a liability and included in debt.

Upon substantial completion, the private sector partner receives monthly payments over the term of the project agreement to cover the partners' operating costs, financing costs and a return of their capital.

### (n) Budget figures:

Budget figures have been provided for comparative purposes and have been derived from the Authority's Fiscal 2022/2023 Budget approved by the Board of Directors on June 29, 2022. The budget is reflected in the statement of operations and accumulated deficit and the statement of changes in net debt.



# VANCOUVER ISLAND HEALTH AUTHORITY

Notes to Financial Statements

(Financial statements and tabular amounts expressed in thousands of dollars)

Year ended March 31, 2023

---

## 1. Significant accounting policies (continued):

(o) Future accounting standards:

- (i) In June 2018, PSAB issued PS 3400, Revenue. PS 3400 proposes a framework describing two categories of revenue – exchange and unilateral. If the transaction gives rise to one or more performance obligations, it would be an exchange transaction. If no performance obligations are present, they would be unilateral revenues. PS 3400 applies to fiscal years beginning on or after April 1, 2023. Management is in the process of assessing the impact of adoption of PS 3400 on the financial statements of the Authority.
- (ii) In November 2020, PSAB issued PSG-8, Purchased Intangibles. PSG-8 defines purchased intangibles as identifiable non-monetary economic resources without physical substance acquired through an arm's length exchange transaction between knowledgeable, willing parties who are under no compulsion to act. Intangibles acquired through a transfer, contribution, or inter-entity transaction, are not purchased intangibles. PSG-8 applies to fiscal years beginning on or after April 1, 2023. Management is in the process of assessing the impact of adoption of PSG-8 on the financial statements of the Authority.
- (iii) In April 2021, PSAB issued PS 3160, Public Private Partnerships that addresses the recognition, measurement, presentation and disclosure of infrastructure procured by public sector entities through certain types of public private partnership arrangements. PS 3160 applies to fiscal years beginning on or after April 1, 2023. Management is in the process of assessing the impact of adoption of PS 3160 on the financial statements of the Authority.

## 2. Adoption of new accounting standard:

On April 1, 2021, the Authority adopted Canadian Public Sector Accounting Standard PS 3280, Asset Retirement Obligations. The new accounting standard addresses the reporting of legal obligations associated with the retirement of certain tangible capital assets, such as asbestos removal in retired buildings by public sector entities. The standard was adopted on the modified retrospective basis at the date of adoption.

On April 1, 2021, the Authority recognized asset retirement obligations relating to buildings owned by the Authority containing asbestos and other hazardous materials. The buildings have been built or acquired over time, dating as far back as 1896. To minimize the risk of estimation uncertainty associated with determining remediation costs that far in the past, the liabilities have been measured as at the date the standard was adopted. The Authority's buildings have estimated useful lives between 5 – 50 years. Many of the Authority's buildings are still in productive use despite being past their estimated useful lives for accounting purposes. For these buildings, when the timing of future remediation and associated costs are known, the ARO liability will be adjusted accordingly by escalating and discounting the future cost of approved remediation projects.

# VANCOUVER ISLAND HEALTH AUTHORITY

Notes to Financial Statements

(Financial statements and tabular amounts expressed in thousands of dollars)

Year ended March 31, 2023

## 2. Adoption of new accounting standard (continued):

In accordance with the provisions of this new standard, the Authority reflected the following adjustments as at and for the year ended April 1, 2022 as follows:

	As previously stated	Adjustment	As restated
<b>Statement of financial position:</b>			
Asset retirement obligations	\$ -	\$ 42,749	\$ 42,749
Tangible capital assets	1,474,562	2,680	1,477,242
Accumulated deficit	\$ (57,062)	\$ (40,069)	\$ (97,131)
<b>Statement of operations and accumulated deficit:</b>			
Corporate	\$ 240,838	\$ 235	\$ 241,073
Annual deficit	(54)	(235)	(289)
Accumulated deficit, beginning of year	(57,008)	(39,834)	(96,842)
Accumulated deficit, end of year	\$ (57,062)	\$ (40,069)	\$ (97,131)
<b>Statement of changes in net debt:</b>			
Annual deficit	\$ (54)	\$ (235)	\$ (289)
Amortization of tangible capital assets	103,012	173	103,185
Decrease in net debt	5,979	(62)	5,917
Net debt, beginning of year	(1,599,972)	(42,687)	(1,642,659)
Net debt, end of year	\$ (1,593,993)	\$ (42,749)	\$ (1,636,742)
<b>Note 13. Tangible capital assets:</b>			
Opening cost – buildings	\$ 1,826,516	\$ 42,811	\$ 1,869,327
Closing cost – buildings	1,859,674	42,811	1,902,485
Opening accumulated amortization – buildings	784,058	39,958	824,016
Amortization – buildings	49,072	173	49,245
Closing accumulated amortization - buildings	833,130	40,131	873,261
Net book value – buildings	\$ 1,026,544	\$ 2,680	\$ 1,029,224

# VANCOUVER ISLAND HEALTH AUTHORITY

Notes to Financial Statements

(Financial statements and tabular amounts expressed in thousands of dollars)

Year ended March 31, 2023

### 3. Cash and cash equivalents:

	2023	2022
Cash and cash equivalents	\$ 213,180	\$ 346,961
Less amounts restricted for:		
Capital purposes	(217,518)	(220,510)
P3 projects	(35,999)	(33,073)
Future operating purposes	(2,402)	(7,439)
Research and designated purposes	(2,302)	(2,988)
Replacement reserves	(22)	(20)
Patient comfort funds	(505)	(483)
Amounts internally restricted	(1,499)	(1,476)
Unrestricted cash and cash equivalents	\$ (47,067)	\$ 80,972

### 4. Accounts receivable:

	2023	2022
Medical Services Plan	\$ 26,014	\$ 21,456
Other health authorities and BC government reporting entities	30,486	27,537
Ministry of Health	316,763	89,671
Patients, clients and residents	22,949	20,742
Regional Hospital Districts	8,359	3,951
Foundations and auxiliaries	7,508	4,970
Federal government	4,073	4,362
WorkSafe BC	1,281	1,300
Other	6,789	8,253
	424,222	182,242
Allowance for doubtful accounts	(12,927)	(11,616)
	\$ 411,295	\$ 170,626

### 5. Accounts payable and accrued liabilities:

	2023	2022
Salaries and benefits	\$ 201,297	\$ 150,340
Trade accounts payable and accrued liabilities	147,297	125,402
Accrued vacation	98,971	90,085
	\$ 447,565	\$ 365,827

# VANCOUVER ISLAND HEALTH AUTHORITY

Notes to Financial Statements

(Financial statements and tabular amounts expressed in thousands of dollars)

Year ended March 31, 2023

## 6. Deferred operating contributions:

Deferred operating contributions represent externally restricted operating funding received for specific purposes.

	2023	2022
Deferred operating contributions, beginning of year	\$ 7,439	\$ 3,158
Contributions received	294	7,747
Amounts recognized as revenue	(5,331)	(3,466)
Deferred operating contributions, end of year	\$ 2,402	\$ 7,439

## 7. Deferred research and designated contributions:

Deferred research and designated contributions represent unspent contributions received to fund research and other activities. Contributions are received from external sources for specific clinical research projects and specific educational purposes.

	2023	2022
Deferred research and designated contributions, beginning of year	\$ 2,988	\$ 2,747
Contributions received	505	1,012
Amounts recognized as revenue	(1,191)	(771)
Deferred research and designated contributions, end of year	\$ 2,302	\$ 2,988

## 8. Debt:

	2023	2022
Public-private partnerships (P3):		
Royal Jubilee Hospital (RJH) Patient Care Centre, 30 year contract to December 1, 2040 with ISL Health, payable in monthly payments of \$1,229 including annual interest of 6.30%, payable in accordance with the project agreement terms	\$ 157,275	\$ 161,942
Campbell River and Comox Valley Hospitals, 30 year contract to April 1, 2047 with Tandem Health Partners, payable in monthly payments of \$1,526 including annual interest of 6.94%, payable in accordance with the project agreement terms	214,111	217,446
	371,386	379,388

# VANCOUVER ISLAND HEALTH AUTHORITY

Notes to Financial Statements

(Financial statements and tabular amounts expressed in thousands of dollars)

Year ended March 31, 2023

## 8. Debt (continued):

### Bank loans:

Term loan, payable in monthly payments of \$15 including annual interest of 2.59%, maturing November 10, 2024	288	465
---	-----	-----

### Mortgages:

Canada Mortgage and Housing Corporation (CMHC), secured by first charges on properties, Dogwood Place, payable in monthly payments of \$2, including annual interest of 2.50%, renewable June 1, 2023	123	148
---	-----	-----

\$ 371,797	\$ 380,001
------------	------------

Required principal repayments and maturities on bank loans and mortgages over the years ending March 31 are as follows:

2024	\$ 305
2025	106
	\$ 411

Required principal repayments on P3 debt over the years ending March 31 are disclosed with public-private partnership commitments in note 14(e).

## 9. Employee benefits:

### (a) Retirement allowance:

Certain employees with ten or twenty years of service and having reached a certain age are entitled to receive special payments upon retirement or as specified by collective or employee agreements. These payments are based upon accumulated sick leave credits and entitlements for each year of service.

The Authority's liabilities are based on an actuarial valuation as at the measurement date of December 31, 2021 and extrapolated to March 31, 2023 from which the service cost and interest cost components of expense for the fiscal year ended March 31, 2023 are derived.

Information about retirement allowance benefits is as follows:

	2023	2022
Accrued benefit obligation:		
Severance benefits	\$ 81,137	\$ 80,611
Sick leave benefits	53,377	52,886
	134,514	133,497
Unamortized actuarial loss	(12,734)	(11,298)
Accrued benefit liability	\$ 121,780	\$ 122,199

# VANCOUVER ISLAND HEALTH AUTHORITY

Notes to Financial Statements

(Financial statements and tabular amounts expressed in thousands of dollars)

Year ended March 31, 2023

## 9. Employee benefits (continued):

### (a) Retirement allowance (continued):

The accrued benefit liability for retirement allowance benefits reported on the statement of financial position is as follows:

	2023	2022
Accrued benefit liability, beginning of year	\$ 122,199	\$ 120,007
Net benefit expense:		
Current service cost	10,846	9,447
Interest expense	4,258	3,781
Amortization of actuarial loss	(393)	(1,678)
Net benefit expense	14,711	11,550
Benefits paid	(15,130)	(9,358)
Accrued benefit liability, end of year	\$ 121,780	\$ 122,199

The significant actuarial assumptions adopted in measuring the Authority's accrued retirement allowance liabilities are as follows:

	2023	2022
Accrued benefit obligation, as at March 31:		
Discount rate	3.55%	3.16%
Rate of compensation increase (% per annum)		
2022	4.17%	2.50%
2023	7.00%	
2024	3.00%	
Thereafter	2.50%	
Benefit costs for years ended March 31:		
Discount rate	3.16%	3.14%
Rate of compensation increase	2.50%	2.50%
Expected future inflationary increases	2.00%	2.00%

Individuals may be eligible for normal merit and promotional increases in addition to the rate of compensation increase.

### (b) Healthcare Benefit Trust benefits:

The Healthcare Benefit Trust (the "Trust") administers long-term disability benefits and group life insurance, accidental death and dismemberment, extended health and dental claims ("health and welfare benefits") for certain employee groups of the Authority and other provincially-funded organizations.

# VANCOUVER ISLAND HEALTH AUTHORITY

Notes to Financial Statements

(Financial statements and tabular amounts expressed in thousands of dollars)

Year ended March 31, 2023

## 9. Employee benefits (continued):

### (b) Healthcare Benefit Trust benefits (continued):

The Authority and all other participating employers are jointly responsible for the liabilities of the Trust should any participating employers be unable to meet their obligation to contribute to the Trust.

#### (i) Long-term disability and health and welfare benefits:

The Trust is a multiple employer plan, with the Authority's assets and liabilities being segregated with regards to long-term disability benefits after September 30, 1997 and health and welfare benefits after December 31, 2014. Accordingly, the Authority's net trust liabilities (assets) are reflected in these financial statements.

The Authority's net asset as of March 31, 2023 is based on the actuarial valuation at December 31, 2022, extrapolated to March 31, 2023. The net asset as of March 31, 2022 is based on the actuarial valuation at December 31, 2021 and extrapolated to March 31, 2022.

The long-term disability and health and welfare benefits liability (asset) reported on the statement of financial position is as follows:

	2023	2022
Fair value of plan assets	\$ 253,289	\$ 267,394
Accrued benefit obligation	189,734	187,394
<b>Net (asset)/liability</b>	<b>\$ (63,555)</b>	<b>\$ (80,000)</b>
	2023	2022
Long-term disability and health and welfare benefits (asset)/liability, beginning of year	\$ (80,000)	\$ (53,195)
Net benefit expense:		
Long term disability expense	31,637	26,599
Health and welfare benefit expense	34,299	29,905
Interest expense	9,626	9,714
Actuarial loss/(gain)	23,250	(6,797)
Employee payments	653	(330)
Expected return on assets	(13,618)	(12,682)
Net benefit expense	85,847	46,409
Contributions to the plan	(70,977)	(71,574)
Transfer of health and welfare benefits net deficit/(surplus)	1,575	(1,640)
<b>Long-term disability and health and welfare benefits (asset)/liability, end of year</b>	<b>\$ (63,555)</b>	<b>\$ (80,000)</b>
<b>Benefits paid to claimants</b>	<b>\$ (65,384)</b>	<b>\$ (62,874)</b>

# VANCOUVER ISLAND HEALTH AUTHORITY

Notes to Financial Statements

(Financial statements and tabular amounts expressed in thousands of dollars)

Year ended March 31, 2023

## 9. Employee benefits (continued):

(b) Healthcare Benefit Trust benefits (continued):

(i) Long-term disability and health and welfare benefits (continued):

Plan assets consist of:

	December 31, 2022	December 31, 2021
Debt securities	34.90%	42.10%
Foreign equities	34.30%	35.70%
Canadian equities and other	30.80%	22.20%
<b>Total</b>	<b>100.00%</b>	<b>100.00%</b>

The significant actuarial assumptions adopted in measuring the Authority's accrued long-term disability and health and welfare benefits liabilities are as follows:

	2023	2022
Accrued benefit liability, as at March 31:		
Discount rate	5.90%	5.10%
Benefit indexing, (% per annum)		
2022	4.17%	2.00%
2023	7.00%	
2024	3.00%	
Thereafter	2.25%	
Benefit costs for years ended March 31:		
Discount rate	5.90%	5.10%
Rate of compensation increase benefit indexing (% per annum)	2.00%	2.00%
Expected future inflationary increases (CPI)	2.00%	2.00%
Expected long-term rate of return on plan assets	5.90%	5.10%

Benefit indexing is applicable except where negotiated wage increases are known. Where negotiated wage increases are known, they apply.

Actual long-term rate of return on plan assets was (5.88%) for the year ended December 31, 2022 (December 31, 2021 – 8.83%).



# VANCOUVER ISLAND HEALTH AUTHORITY

Notes to Financial Statements

(Financial statements and tabular amounts expressed in thousands of dollars)

Year ended March 31, 2023

---

## 9. Employee benefits (continued):

(b) Healthcare Benefit Trust benefits (continued):

(ii) Joint benefit Trusts:

Effective April 1, 2017, management of the long-term disability and health and welfare benefits being provided to Health Science Professionals Bargaining Association, Community Bargaining Association, and Facilities Bargaining Association employees transitioned to joint benefit trusts. Employer contributions to the joint benefit trusts are based on a specified percentage of payroll costs. During the year ended March 31, 2023, the Authority made contributions to these joint benefit trusts totalling \$66.4 million (2022 – \$60.7 million).

(c) Employee pension benefits:

The Authority and its employees contribute to the Municipal Pension Plan and the Public Service Pension Plan, multi-employer defined benefit plans governed by the *BC Public Sector Pension Plans Act*.

Employer contributions to the Municipal Pension Plan of \$111.1 million (2022 – \$109.2 million) were expensed during the year. Every three years an actuarial valuation is performed to assess the financial position of the plan and the adequacy of the plan funding. The most recent actuarial valuation for the plan at December 31, 2021, indicated a funding surplus of approximately \$3,761 million. The actuary does not attribute portions of the unfunded liability/surplus to individual employers. The plan covers approximately 240,000 active members of which approximately 23,000 are employees of the Authority. The next expected valuation date will be as of December 31, 2024 with results available in 2025.

Employer contributions to the Public Service Plan of \$0.9 million (2022 – \$1.1 million) were expensed during the year. Every three years an actuarial valuation is performed to assess the financial position of the plan and the adequacy of the plan funding. The most recent actuarial valuation for the plan at March 31, 2020 indicated a surplus of approximately \$2,667 million. The actuary does not attribute portions of the unfunded liability/surplus to individual employers. The plan covers approximately 68,000 active members, of which approximately 180 are employees of the Authority. The next actuarial valuation of the plan will be as of March 31, 2023.

## 10. Replacement reserves:

Under the terms of mortgage agreement with CMHC, the Authority is required to set aside certain amounts each year as a replacement reserve. Use of the reserve funds requires approval of CMHC. The Authority complies with these provisions.

The replacement reserves by facility are as follows:

	2023	2022
Dogwood Manor	\$ 22	\$ 20

# VANCOUVER ISLAND HEALTH AUTHORITY

Notes to Financial Statements

(Financial statements and tabular amounts expressed in thousands of dollars)

Year ended March 31, 2023

## 11. Asset retirement obligations:

The Authority owns and operates some buildings that are known to contain asbestos and other hazardous materials, which represents a health hazard when undergoing certain repairs and maintenance work and upon demolition of the building. Additionally, some sites owned by the Authority contain fuel tanks. As there is a legal obligation to remove hazardous materials, the Authority has recognized a liability relating to the removal and post-removal care of the asbestos and other hazardous materials in these buildings, and fuel tanks on these sites, as estimated at April 1, 2022. Due to the longevity of many of the Authority's buildings outlasting the estimated useful lives for accounting purposes, many buildings that are fully amortized are still in productive use for the foreseeable future. Once an approved project plan is in place, the timing and amount of future cash flows can then be reasonably estimated and the corresponding liability for that asset is updated to reflect the anticipated costs for removal and post-removal care of hazardous materials. Post-closure care is estimated to extend for up to one year after the closure of the building, while demolition and construction continues. Such estimated costs have been discounted to the present value using a discount rate of 3.55% per annum which is the Authority's cost of borrowing.

The transition and recognition of asset retirement obligations involved an accompanying increase to the Buildings assets and the restatement of prior year figures (see note 2).

Changes to the asset retirement obligations in the year are as follows:

Asset retirement obligations	Buildings (Asbestos and hazardous materials removal)	Fuel tanks	Total 2023
Opening balance	\$ 40,539	\$ 2,210	\$ 42,749
Accretion expense	64	-	64
Closing balance	\$ 40,603	\$ 2,210	\$ 42,813

Asset retirement obligations	Buildings (Asbestos and hazardous materials removal)	Fuel tanks	Total 2022
Opening balance	-	-	-
Adoption of asset retirement obligations standard (note 2)	\$ 40,477	\$ 2,210	\$ 42,687
Opening balance, as restated	40,477	2,210	42,687
Accretion expense	62	-	62
Closing balance	\$ 40,539	\$ 2,210	\$ 42,749

# VANCOUVER ISLAND HEALTH AUTHORITY

Notes to Financial Statements

(Financial statements and tabular amounts expressed in thousands of dollars)

Year ended March 31, 2023

## 12. Deferred capital contributions:

Deferred capital contributions represent externally restricted contributions and other funding received for the purchase of tangible capital assets.

	2023	2022
Deferred capital contributions, beginning of year	\$ 1,314,235	\$ 1,224,244
Capital contributions received:		
Ministry of Health	123,040	142,290
Regional hospital districts	25,999	17,298
Foundations and auxiliaries	25,539	15,558
Other	5,839	2,446
	180,417	177,592
Amortization of deferred capital contributions	(88,091)	(87,601)
Deferred capital contributions, end of year	\$ 1,406,561	\$ 1,314,235

Deferred capital contributions are comprised of the following:

	2023	2022
Contributions used to purchase tangible capital assets	\$ 1,189,043	\$ 1,093,725
Unspent contributions	217,518	220,510
	\$ 1,406,561	\$ 1,314,235

## 13. Tangible capital assets:

Cost	2022 (Restated – note 2)	Additions	Disposals	Transfers	2023
Land	\$ 23,594	\$ 3	\$ -	\$ -	\$ 23,597
Land improvements	24,557	109	-	241	24,907
Buildings	1,902,485	367	-	50,296	1,953,148
Equipment	490,305	5,754	(5,550)	29,703	520,212
Information systems	260,766	298	-	15,795	276,859
Leasehold improvements	35,738	120	-	4,647	40,505
Construction in progress	143,820	131,051	-	(59,689)	215,182
Equipment and information systems in progress	92,188	42,137	-	(40,993)	93,332
Total	\$ 2,973,453	\$ 179,839	\$ (5,550)	\$ -	\$ 3,147,742

# VANCOUVER ISLAND HEALTH AUTHORITY

Notes to Financial Statements

(Financial statements and tabular amounts expressed in thousands of dollars)

Year ended March 31, 2023

## 13. Tangible capital assets (continued):

Accumulated amortization	2022 (Restated – note 2)	Amortization	Disposals/ Transfers	2023
Land improvements	\$ 17,870	\$ 933	\$ -	\$ 18,803
Buildings	873,261	50,744	-	924,005
Equipment	391,508	27,835	(5,550)	413,793
Information systems	194,365	18,536	-	212,901
Leasehold improvements	19,207	3,001	-	22,208
<b>Total</b>	<b>\$ 1,496,211</b>	<b>\$ 101,049</b>	<b>\$ (5,550)</b>	<b>\$ 1,591,710</b>

Cost	2021 (Restated – note 2)	Additions	Disposals	Transfers	2022 (Restated – note 2)
Land	\$ 23,565	\$ 29	\$ -	\$ -	\$ 23,594
Land improvements	23,094	89	-	1,374	24,557
Buildings	1,869,327	966	-	32,192	1,902,485
Equipment	485,733	5,800	(16,203)	14,975	490,305
Information systems	255,021	66	-	5,679	260,766
Leasehold improvements	30,621	119	-	4,998	35,738
Construction in progress	129,650	52,727	-	(38,557)	143,820
Equipment and information systems in progress	75,572	37,277	-	(20,661)	92,188
<b>Total</b>	<b>\$ 2,892,583</b>	<b>\$ 97,073</b>	<b>\$ (16,203)</b>	<b>\$ -</b>	<b>\$ 2,973,453</b>

Accumulated amortization	2021 (Restated – note 2)	Amortization (Restated – note 2)	Disposals/ Transfers	2022 (Restated – note 2)
Land improvements	\$ 16,598	\$ 1,272	\$ -	\$ 17,870
Buildings	824,016	49,245	-	873,261
Equipment	378,136	29,575	(16,203)	391,508
Information systems	173,002	21,363	-	194,365
Leasehold improvements	17,477	1,730	-	19,207
<b>Total</b>	<b>\$ 1,409,229</b>	<b>\$ 103,185</b>	<b>\$ (16,203)</b>	<b>\$ 1,496,211</b>

# VANCOUVER ISLAND HEALTH AUTHORITY

Notes to Financial Statements

(Financial statements and tabular amounts expressed in thousands of dollars)

Year ended March 31, 2023

## 13. Tangible capital assets (continued):

Net book value	2023	2022 (Restated – note 2)
Land	\$ 23,597	\$ 23,594
Land improvements	6,104	6,687
Buildings	1,029,143	1,029,224
Equipment	106,419	98,797
Information systems	63,958	66,401
Leasehold improvements	18,297	16,531
Construction projects in progress	215,182	143,820
Equipment and information systems in progress	93,332	92,188
Total	\$ 1,556,032	\$ 1,477,242

During the year nil (2022 – nil) of interest was capitalized to construction projects in progress.

Tangible capital assets are funded as follows:

	2023	2022 (Restated – note 2)
Deferred capital contributions	\$ 1,189,043	\$ 1,093,725
Debt	335,387	346,315
Internally funded	31,602	37,202
Tangible capital assets	\$ 1,556,032	\$ 1,477,242

## 14. Commitments and contingencies:

(a) Construction, equipment and information projects in progress:

As at March 31, 2023, the Authority had outstanding commitments for construction and information systems projects in progress of \$1,138 million (2022 - \$43.3 million). Included in this amount is \$1,115 million relating to the Cowichan District Hospital build (2022 - \$7.7 million).

(b) Contractual obligations:

The Authority has entered into various contracts for services within the normal course of operations. The estimated contractual obligations under these contracts (including physician services contracts) are as follows:

2024	\$ 198,858
2025	67,006
2026	23,721
2027	11,856
2028	9,035
	\$ 310,476

# VANCOUVER ISLAND HEALTH AUTHORITY

Notes to Financial Statements

(Financial statements and tabular amounts expressed in thousands of dollars)

Year ended March 31, 2023

---

## 14. Commitments and contingencies (continued):

(c) Long-term care contracts:

The Authority has entered into contracts with 44 service providers to provide long-term care services. The aggregate annual commitments for these contracts are as follows:

---

2024	\$	296,215
2025		176,298
2026		186,298
2027		186,298
2028		181,589
Thereafter		1,352,215
	\$	2,378,913

---

(d) Operating leases:

The aggregate minimum future annual rentals under operating leases are as follows:

---

2024	\$	38,966
2025		28,193
2026		20,926
2027		16,257
2028		13,783
Thereafter		129,616
	\$	247,741

---

(e) Public-private partnerships and commitments:

The Authority has entered into multiple-year contracts to design, build, finance, and maintain the Royal Jubilee Hospital Patient Care Centre, the Campbell River Hospital and the Comox Valley Hospital. The information presented below shows the anticipated cash outflow for future obligations under these contracts for the capital cost and financing of the asset, the facility maintenance ("FM") and the lifecycle costs. The asset values are recorded as tangible capital assets and the corresponding liabilities are recorded as debt and disclosed in note 8. Facilities management and lifecycle payments to the private partner are contingent on specified performance criteria and include an estimation of inflation, where applicable.

# VANCOUVER ISLAND HEALTH AUTHORITY

Notes to Financial Statements

(Financial statements and tabular amounts expressed in thousands of dollars)

Year ended March 31, 2023

## 14. Commitments and contingencies (continued):

(e) Public-private partnerships and commitments (continued):

	Capital and financing	FM and lifecycle	Total payments
2024	\$ 33,017	\$ 12,337	\$ 45,354
2025	33,014	13,612	46,626
2026	33,011	13,585	46,596
2027	33,007	15,986	48,993
2028	33,003	14,315	47,318
Thereafter	535,763	404,925	940,688
	\$ 700,815	\$ 474,760	\$ 1,175,575

Required principal repayments on this debt over the years ending March 31 are as follows:

2024	\$ 8,544
2025	9,123
2026	9,741
2027	10,401
2028	11,106
Thereafter	322,471
	\$ 371,386

(f) Litigation and claims:

Risk management and insurance services for all health authorities in BC are provided by the Risk Management and Government Security Branch of the Ministry of Finance.

The nature of the Authority's activities is such that there is litigation pending or in progress at any time. With respect to unsettled claims at March 31, 2023, management is of the opinion that the Authority has valid defenses and appropriate insurance coverage in place, or if there is unfunded risk, such claims are not expected to have material effect on the Authority's financial position. Outstanding contingencies are reviewed on an ongoing basis and are provided based on management's best estimate of the ultimate settlement.

(g) St. Joseph General Hospital (SJGH) ongoing maintenance costs:

The Authority agreed to reimburse SJGH, now Providence Living Society, for ongoing maintenance of the vacant facilities as outlined in the 2017 Asset Transfer Agreement.

# VANCOUVER ISLAND HEALTH AUTHORITY

Notes to Financial Statements

(Financial statements and tabular amounts expressed in thousands of dollars)

Year ended March 31, 2023

## 15. Statement of operations:

(a) Patients, clients and residents revenues:

	2023	2022
Long-term and extended care	\$ 38,347	\$ 37,413
WorkSafe BC	11,013	8,989
Non-residents of Canada	14,882	6,940
Residents of BC self pay	14,256	12,761
Federal government	4,050	4,513
Preferred accommodation	4	-
Other	1,413	2,051
	<u>\$ 83,965</u>	<u>\$ 72,667</u>

(b) Other revenues:

	2023	2022
Recoveries from sales of goods and services	\$ 42,173	\$ 39,336
Parking and other	19,596	6,677
	<u>\$ 61,769</u>	<u>\$ 46,013</u>

(c) Other contributions:

	2023	2022
Federal government	\$ 46	\$ 59
Other	3,755	4,210
	<u>\$ 3,801</u>	<u>\$ 4,269</u>



# VANCOUVER ISLAND HEALTH AUTHORITY

Notes to Financial Statements

(Financial statements and tabular amounts expressed in thousands of dollars)

Year ended March 31, 2023

## 15. Statement of operations (continued):

(d) The following is a summary of expenses by object:

	2023	2022 (Restated – note 2)
<b>Compensation:</b>		
Compensation	\$ 1,945,354	\$ 1,764,868
Employee benefits	433,992	389,257
Loss (gain) on event driven employee benefits	23,250	(6,797)
	<u>2,402,596</u>	<u>2,147,328</u>
<b>Referred-out and contracted services:</b>		
Other health authorities and BC government reporting entities	31,152	30,044
Health and support services providers	557,436	572,580
	<u>588,588</u>	<u>602,624</u>
<b>Supplies:</b>		
Medical and surgical	132,866	117,502
Drugs and medical gases	84,734	77,790
Diagnostic	27,856	31,010
Food and dietary	20,970	13,582
Laundry and linen	17,937	16,874
Printing, stationary and office	5,584	4,625
Housekeeping	5,802	4,450
Other	22,418	20,034
	<u>318,167</u>	<u>285,867</u>
<b>Amortization of tangible capital assets</b>	<u>101,049</u>	<u>103,185</u>
<b>Equipment and building services:</b>		
Equipment	112,297	99,728
Plant operations (utilities)	21,061	20,813
Rent	29,305	27,131
Building and ground service contracts	18,398	17,828
Other	7,509	5,789
	<u>188,570</u>	<u>171,289</u>
<b>Sundry:</b>		
Travel	15,960	11,122
Communication and data processing	10,118	9,120
Professional fees	8,343	6,782
Patient transport	6,280	6,280
Other	44,059	28,109
	<u>84,760</u>	<u>61,413</u>
<b>Interest on debt</b>	<u>25,031</u>	<u>25,546</u>
	<u>\$ 3,708,761</u>	<u>\$ 3,397,252</u>

# VANCOUVER ISLAND HEALTH AUTHORITY

Notes to Financial Statements

(Financial statements and tabular amounts expressed in thousands of dollars)

Year ended March 31, 2023

## 16. Supplementary cash flow information:

Net change in non-cash operating items:

	2023	2022
Accounts receivable	\$ (240,669)	\$ (57,259)
Inventories held for sale	10	(160)
Accounts payable and accrued liabilities	81,738	47,432
Deferred operating contributions	(5,037)	4,281
Deferred research and designated contributions	(686)	241
Replacement reserves	2	5
Inventories held for use	(1,299)	585
Prepaid expenses	5,260	(491)
	<u>\$ (160,681)</u>	<u>\$ (5,366)</u>

## 17. Related parties and other agencies:

The following are types of related parties. Disclosure of values for related party transactions is required if the values are different from that which would have been arrived at if the parties were unrelated. No significant differences exist for such related party transactions.

(a) BC government reporting entities:

The Authority is related through common control to all Province of BC ministries, agencies, Crown corporations, school districts, health authorities, hospital societies, universities and colleges that are included in the provincial government reporting entity.

(b) Key management personnel:

The Authority has deemed the Board of Directors and Senior Executive Team, their close family members or entities controlled by them to be key management personnel based on the PS 2200 definition.

(c) Foundations and auxiliaries:

Within the Authority area, there are 32 separate health care foundations and auxiliaries, which were established to raise funds for their respective hospitals and/or community health services organizations. The foundations and auxiliaries are separate legal entities incorporated under the Societies Act of British Columbia with separate governance structures. The foundations and some of the auxiliaries are registered charities under the provisions of the Income Tax Act of Canada. As the Authority does not control these organizations, the financial statements do not include the assets, liabilities and results of operations of these entities. During the year, the foundations granted \$24.2 million (2022 – \$10.1 million) to various facilities within the Authority.

## 18. Risk management:

The Authority is exposed to credit risk, liquidity risk and foreign exchange risk from its financial instruments. Qualitative and quantitative analysis of the significant risks from the Authority's financial instruments is provided below by type of risk.

# VANCOUVER ISLAND HEALTH AUTHORITY

Notes to Financial Statements

(Financial statements and tabular amounts expressed in thousands of dollars)

Year ended March 31, 2023

## 18. Risk management (continued):

### (a) Credit risk:

The Authority's exposure to and management of credit risk has not changed since March 31, 2022.

Credit risk primarily arises from the Authority's cash and cash equivalents, accounts receivable and portfolio investments. The risk exposure is limited to their varying amounts at the date of the statement of financial position.

The Authority manages credit risk by holding balances of cash and cash equivalents with reputable top rated financial institutions.

Accounts receivable primarily consist of amounts receivable from the Ministry, other health authorities and BC government reporting entities, patients, clients and agencies, hospital foundations and auxiliaries, grantors etc. To reduce the risk, the Authority periodically reviews the collectability of its accounts receivable and establishes an allowance based on its best estimate of potentially uncollectible amounts. As at March 31, 2023, the amount of allowance for doubtful accounts was \$12.9 million (2022 – \$11.6 million).

The Authority is not exposed to significant credit risk with respect to the amounts receivable from the Ministry, other health authorities and BC government reporting entities. As at March 31, 2023, the following accounts receivable were due but not impaired:

	2023		2022
Current	\$ 357,996	\$	131,259
30 days	1,149		842
60 days	357		417
90 days	69		330
Over 120 days	8,394		5,816
	\$ 367,965	\$	138,664

### (b) Liquidity risk:

The Authority's exposure to and management of liquidity risk has not changed since March 31, 2022.

Liquidity risk is the risk that the Authority will not be able to meet its financial obligations as they become due. It is the Authority's intention to meet its financial obligations through the collection of current accounts receivable, cash on hand and future funding from the Ministry.

The Authority's principal source of funding is from the Ministry. The Authority is not subject to debt covenants or any other capital requirements with respect to operating funding. Funding received for designated purposes must be used for the purpose outlined in the funding letter or grant documentation. The Authority has complied with the external restrictions on the funding provided.

# VANCOUVER ISLAND HEALTH AUTHORITY

Notes to Financial Statements

(Financial statements and tabular amounts expressed in thousands of dollars)

Year ended March 31, 2023

## 18. Risk management (continued):

### (b) Liquidity risk (continued):

The tables below show when various financial assets and liabilities mature.

2023 Financial assets	Up to 1 year	1 to 5 years	Over 5 years	Total
Cash and cash equivalents	\$ 213,180	\$ -	\$ -	\$ 213,180
Accounts receivable	395,731	10,929	4,635	411,295
<b>Total financial assets</b>	<b>\$ 608,911</b>	<b>\$ 10,929</b>	<b>\$ 4,635</b>	<b>\$ 624,475</b>

2023 Financial liabilities	Up to 1 year	1 to 5 years	Over 5 years	Total
Accounts payable and accrued liabilities	\$ 441,572	\$ 5,993	\$ -	\$ 447,565
Debt	8,849	40,477	322,471	371,797
<b>Total financial liabilities</b>	<b>\$ 450,421</b>	<b>\$ 46,470</b>	<b>\$ 322,471</b>	<b>\$ 819,362</b>

2022 Financial assets	Up to 1 year	1 to 5 years	Over 5 years	Total
Cash and cash equivalents	\$ 346,961	\$ -	\$ -	\$ 346,961
Accounts receivable	162,414	7,375	837	170,626
<b>Total financial assets</b>	<b>\$ 509,375</b>	<b>\$ 7,375</b>	<b>\$ 837</b>	<b>\$ 517,587</b>

2022 Financial liabilities	Up to 1 year	1 to 5 years	Over 5 years	Total
Accounts payable and accrued liabilities	\$ 364,102	\$ 1,725	\$ -	\$ 365,827
Debt	8,204	38,220	333,577	380,001
<b>Total financial liabilities</b>	<b>\$ 372,306</b>	<b>\$ 39,945</b>	<b>\$ 333,577</b>	<b>\$ 745,828</b>

Debt pertaining to P3 projects is funded through the ongoing annual operating grants received from the Ministry.

# VANCOUVER ISLAND HEALTH AUTHORITY

Notes to Financial Statements

(Financial statements and tabular amounts expressed in thousands of dollars)

Year ended March 31, 2023

---

## 18. Risk management (continued):

### (c) Foreign exchange risk:

The Authority's exposure to and management of foreign exchange risk has not changed since March 31, 2022.

The Authority's operating results and financial position are reported in Canadian dollars. As the Authority operates in an international environment, some of the Authority's financial instruments and transactions are denominated in currencies other than Canadian dollars. The results of the Authority's operations are subject to currency transaction and translation risks.

The Authority makes payments denominated in US dollars, and other currencies. Currencies most contributing to the foreign exchange risk are US dollars.

Comparative foreign exchange rates as at March 31 are as follows:

	2023	2022
US dollar per Canadian dollar	\$ 0.739	\$ 0.800

The Authority has not entered into any agreements or purchased any foreign currency hedging arrangements to hedge possible currency risks, as management has assessed that the foreign exchange risk derived from currency conversions is not significant. The foreign currency financial instruments are short-term in nature and do not give rise to significant foreign currency risk.

## 19. Repatriation – Housekeeping and Food Services:

On August 30, 2021 the Ministry of Health announced that under Bill 47 (Health Sector Repeal Act), it will start a phased approach to repatriate commercial housekeeping and food service contracts in acute and long term care facilities across the province. This includes workers who currently provide housekeeping and food services to the Authority through contracts with Marquise, Morrison, Crothall, and Acciona respectively. The transition to in-house services began in November 2021 and the transfer of all related contracted services was completed by July 2022.

## 20. COVID-19:

On March 11, 2020, the World Health Organization declared COVID-19 a global pandemic. BC's Provincial Health Officer declared a public health emergency on March 17, 2020. On July 10, 2020, the COVID-19 Related Measures Act came into force.

The financial statements of the health authority reflect its response to the pandemic. Events that occurred and affected health authorities' operations in 2022/23 were addressed through collaboration with the Ministry of Health; health authorities expect to be able to respond appropriately to potential COVID-19 related issues.

---

Vancouver Island Health Authority

**SCHEDULE D**  
**SCHEDULE OF DEBTS**

March 31, 2023

---

Prepared pursuant to Financial Information Regulation, Schedule 1, section 4.

Vancouver Island Health Authority

## Schedule of Debts

FOR THE FISCAL YEAR ENDED March 31, 2023

	2023	2022
<b>Public-private partnerships (P3):</b>		
Royal Jubilee Hospital (RJH) Patient Care Centre, 30 year contract to December 1, 2040 with ISL Health, payable in monthly payments of \$1,229 including annual interest of 6.30%, payable in accordance with the project agreement terms	\$ 157,275	\$ 161,942
Campbell River and Comox Valley Hospitals, 30 year contract to April 1, 2047 with Tandem Health Partners, payable in monthly payments of \$1,526 including annual interest of 6.94%, payable in accordance with the project agreement terms	214,111	217,446
	<b>371,386</b>	<b>379,388</b>
<b>Bank loans:</b>		
Term loan, payable in monthly payments of \$15 including annual interest of 2.59%, maturing November 10, 2024	288	465
<b>Mortgages:</b>		
Canada Mortgage and Housing Corporation (CMHC), secured by first charges on properties, Dogwood Place, payable in monthly payments of \$2, including annual interest of 2.50%, renewable June 1, 2023	123	148
	<b>\$ 371,797</b>	<b>\$ 380,001</b>

Required principal repayments and maturities on bank loans and mortgages over the years ending March 31 are as follows:

2024	\$	305
2025		106
	<b>\$</b>	<b>411</b>

Required principal repayments on P3 debt over the years ending March 31 are disclosed with public-private partnership commitments in note 14(e).

---

Vancouver Island Health Authority

**SCHEDULE E**  
**SCHEDULE OF GUARANTEE AND INDEMNITY AGREEMENTS**

March 31, 2023  
(Unaudited)

---

Prepared pursuant to Financial Information Regulation, Schedule 1, section 5 and the *Financial Information Act*, section 2.



## Schedule of Guarantee and Indemnity Agreements

(Unaudited)

Issue Date	Indemnitee	Subject
April 1, 2022	BC Health Authorities as applicable	Service Agreement between Provincial Health Services Authority, representing BC Cancer, and various Health Authorities with respect to the provision of lung and breast screening services
April 4, 2022	University of Victoria Wellness Centre	Service Provider Contract between Vancouver Island Health Authority (VIHA) and University of Victoria Student Wellness Centre whereby VIHA provides the Wellness Centre with funding for a 1.0 FTE Registered Nurse to provide integrated, holistic health care for students attending the University of Victoria
April 12, 2022	Capital Regional District	Service Agreement between Vancouver Island Health Authority and Capital Regional District whereby the CRD agrees to fund VIHA for the Term (April 01, 2022 to March 31, 2023) to provide services relating to the "Clean Air Bylaw" as noted in Schedule "A", including targeted public education and awareness, signage, verbal and written warnings, and may include written warning tickets and municipal fine tickets, etc
April 14, 2022	Service Providers/Vendors as described in the schedule of agreements being assumed in the Asset Transfer Agreement between Vancouver Island Health Authority and Surgical Centres Inc.	<p>Indemnities contained in the agreements being assumed, as per schedule in the Asset Transfer Agreement between Vancouver Island Health Authority and Coastal Health Authority and Surgical Centres Inc., listed as follows:</p> <ol style="list-style-type: none"> <li>1. Terms and Conditions - Steris Canada Sales ULC</li> <li>2. Terms of Service - Cummins ULC</li> <li>3. Stellaris Equipment &amp; Consumables Placement Agreement - Bausch &amp; Lomb Canada</li> <li>4. Service Agreement - Stericycle ULC</li> <li>5. Software Maintenance Agreement - Arthrex Inc.</li> <li>6. Equipment Maintenance Agreement - Siemens Healthcare Ltd.</li> <li>7. Planned Maintenance Agreement - Cummins ULC</li> <li>8. Agreement for Professional Staffing Services - Select Medical Connections Ltd.</li> <li>9. Staffing Services Master Agreement - Solutions Staffing Inc.</li> <li>10. Terms and Conditions of Sale - Steris Canada Sales ULC</li> <li>11. Terms and Condition of Sale - Draeger Medical Canada Inc.</li> <li>12. Pricing Agreement - Bausch &amp; Lomb Corporation</li> </ol>

*Vancouver Island Health Authority*  
 Schedule of Guarantee and Indemnity Agreements  
 Fiscal Year Ended March 31, 2023 (Unaudited)

<b>Issue Date</b>	<b>Indemnitee</b>	<b>Subject</b>
April 14, 2022	Surgical Centres Inc.	Asset Purchase Agreement, including Assumption Agreement and General Conveyance Agreement between Vancouver Island Health Authority and Surgical Centres Inc.
April 29, 2022	Her Majesty the Queen in right of the Province of British Columbia as represented by the Minister responsible for Citizens' Services	BPS Entity User Access Agreement between various British Columbia Health Authorities and Her Majesty the Queen in right of the Province of British Columbia as represented by the Minister responsible for Citizens' Services with respect to CGI Systems and Management Consultants Inc.
May 16, 2022	0959725 B.C. LTD.	Lease Agreement 359 between Vancouver Island Health Authority (Tenant) and 0959725 B.C. LTD. (Landlord) for premises at 1566 Peninsula Road, Ucluelet, BC
May 16, 2022	Doctor Carrie Marshall Professional Corporation, Dr. L. Foerster Inc., and Dr. C. Horn Inc.	License of Occupation between Vancouver Island Health Authority (Lessor) and Doctor Carrie Marshall Professional Corporation, Dr. L. Foerster Inc., and Dr. C. Horn Inc. (Lessee)
May 27, 2022	Rogers Communications Inc.	Second Amending and Extension Agreement to License Agreement between Vancouver Island Health Authority and Rogers Communications Inc. regarding the company's access to and use of space in Eric Martin Pavilion at the Royal Jubilee Hospital (Site - W2877), for the purpose of a telecommunications business, for the term August 1, 2020 to July 31, 2025
June 7, 2022	Linical Accelovance America, Inc., d/b/a Linical Americas ("LAA"), on behalf of itself & of Biohaven Pharmaceuticals, Inc.	Investigative Research Site Confidentiality & Nondisclosure Agreement between Vancouver Island Health Authority (Site), Dr. Corrie Graboski (Investigator), and Linical Accelovance America, Inc., d/b/a Linical Americas ("LAA"), on behalf of itself & of Biohaven Pharmaceuticals, Inc. (its Sponsor), in connection with the proposed clinical research study referenced as BHV12 and BHV13

*Vancouver Island Health Authority*  
 Schedule of Guarantee and Indemnity Agreements  
 Fiscal Year Ended March 31, 2023 (Unaudited)

<b>Issue Date</b>	<b>Indemnitee</b>	<b>Subject</b>
June 8, 2022	460437 B.C. Ltd.	Lease #363 between Vancouver Island Health Authority (Tenant) and 460437 B.C. Ltd. (Landlord) for premises at #6 - 1179 Seafield Crescent, Nanaimo, BC
June 9, 2022	Jim Pattison Developments Ltd.	Lease Agreement #362 between Vancouver Island Health Authority (Tenant) and Jim Pattison Developments Ltd. (Landlord) for premises at 17 - 33 Helmcken Road, Victoria BC commonly known as Eagle Creek Village
June 10, 2022	Insulet Canada Corporation	Clinic Agreement between Vancouver Island Health Authority and Insulet Canada Corporation for Omnipod System products training and related services
June 13, 2022	Pacific Centre Family Services Association, INC.	Occupancy Agreement between Vancouver Island Health Authority and Pacific Centre Family Services Association, INC. to license space at 200-324 Goldstream Avenue, Colwood, BC
June 27, 2022	Strathcona Regional District	Agreement between Strathcona Regional District and Vancouver Island Health Authority (VIHA) as represented by Campbell River Mental Health Addictions Services with respect to VIHA providing park operation and maintenance services for Stories Creek Seawave and Mittlenatch Parks
July 1, 2022	Cerner Canada ULC	The Amended and Restated Master Services and Licensing Agreement between Vancouver Island Health Authority and Cerner Canada ULC, who entered into an agreement for licensed software, equipment and services relating to Cerner's clinical information system.

*Vancouver Island Health Authority*  
 Schedule of Guarantee and Indemnity Agreements  
 Fiscal Year Ended March 31, 2023 (Unaudited)

<b>Issue Date</b>	<b>Indemnitee</b>	<b>Subject</b>
July 14, 2022	EllisDon Corporation and Parkin Architects Western Ltd.	Project Alliance Agreement between Vancouver Island Health Authority, EllisDon Corporation and Parkin Architects Western Ltd. for the Cowichan District Hospital Replacement Project
September 1, 2022	Shaw Satellite G.P., carrying on business as Shaw Direct	Agreement between Island Health and Shaw Satellite G.P., carrying on business as Shaw Direct, to supply, install and maintain Shaw owned equipment (17 units) to 49 School Road, Alert Bay (Cormorant Island Health Centre -- Long Term Care)
September 2, 2022	The Town of Ladysmith	Licence of Occupation Agreement between Vancouver Island Health Authority and The Town of Ladysmith regarding use of Davis Road Elementary School located at 444 Parkhill Terrace, Ladysmith, BC for providing healthcare, social services, or other services
September 13, 2022	The Department of National Defence	Letter of Understanding between the Vancouver Island Health Authority (VIHA) and the Department of National Defence (DND), represented by the Canadian Forces Health Services (CF H Svcs), to identify and describe responsibilities for the sponsorship and integration of a CF H Svcs Preventive Medicine technician, into VIHA in order to complete a twelve (12) week training practicum, a requisite condition of the member's ability to challenge the process for certification as a public health inspector under the Board of Certification (BoC) of Canadian Institute of Public Health Inspectors - Canada (CIPHI-C) Administrative Policy #7
October 6, 2022	PriceWaterhouseCoopers LLP	Engagement Letter and Standard Terms of Business between Island Health (IH) and PriceWaterhouseCoopers LLP (PWC) for PWC to provide an assessment of Island Health's fraud risk framework

*Vancouver Island Health Authority*  
 Schedule of Guarantee and Indemnity Agreements  
 Fiscal Year Ended March 31, 2023 (Unaudited)

<b>Issue Date</b>	<b>Indemnitee</b>	<b>Subject</b>
October 7, 2022	2477 Mt. Newton Cross Holdings Ltd. (Landlord),	Sub-Lease Agreement between Vancouver Island Health Authority (VIHA) (Tenant) and 2477 Mt. Newton Cross Holdings Ltd. (Landlord), to allow VIHA to sublease land and buildings at 2477 Mount Newton Cross Road, Central Saanich B.C for the accommodation of Vancouver Island Health Authority Programs
October 13, 2022	The Corporation of the District of Saanich	Licence of Use Agreement between the Corporation of the District of Saanich ("the District") and Vancouver Island Health Authority ("Licensee"), regarding the health authority's occupancy and use of space within the Gordon Head Recreation Centre for restorative health services and programs
October 18, 2022	Divisions of Family Practice; Her Majesty the Queen, represented by the Ministry of Health; various First Nations; and various Primary Care Practices	Primary Care Network Integrated Activity Agreement between various Health Authorities and Divisions of Family Practice; Her Majesty the Queen, represented by the Ministry of Health; various First Nations; and various Primary Care Practices (each party as applicable) with respect to the sharing of information for the purposes of delivering care, administration, planning, evaluation and quality improvement of Primary Care Networks
December 2, 2022	BioTalent Canada	Student Work Placement Program Contribution Agreement between Vancouver Island Health Authority and BioTalent Canada with respect to a work integrated learning placement for: Isabella Morrissey
December 2, 2022	Jennifer Fyfe dba Physio on the Run	License of occupation agreement between VIHA and Jennifer Fyfe dba Physio on the Run, to rent space to a physiotherapist at the Gold River Health Centre
December 21, 2022	University, College and Institute Protection Program (UCIPP)	Educational Institution Affiliation Agreement Template between a Healthcare Protection Program (HCPP) covered entity and a University, College and Institute Protection Program (UCIPP) covered entity for student placements at Health Authority facilities.

Vancouver Island Health Authority  
 Schedule of Guarantee and Indemnity Agreements  
 Fiscal Year Ended March 31, 2023 (Unaudited)

Issue Date	Indemnitee	Subject
January 3, 2023	H. Lundbeck A/S	Clinical Trial Agreement between Vancouver Island Health Authority ("Institution"), Dr. Katherine Wambera, ("Principal Investigator") and H. Lundbeck A/S ("Lundbeck"), represented by PPD Investigator Services LLC ("PPD") (for the purposes of signing this Agreement on behalf of Lundbeck) concerning a clinical research study entitled "Interventional, randomized, double-blind, parallel-group, placebo-controlled study to evaluate the efficacy and safety of IV Eptinezumab ("Study Drug") in adolescents (12-17 years) for the preventive treatment of chronic migraine" ("Study") in accordance with Lundbeck's protocol no. 19356A ("Protocol").
January 20, 2023	Vancouver Island Conference Centre	License Agreement between Vancouver Island Health Authority and Vancouver Island Conference Centre for premises at 101 Gordon Street, Nanaimo BC for the Island Health Climate Connect event
January 25, 2023	Enchanted Woodland Children's Society	Lease Agreement between Vancouver Island Health Authority (Landlord) and Enchanted Woodland Children's Society (Tenant) for the lease of premise at Nanaimo Regional General Hospital, 1243 Nelson Street, Nanaimo, BC
January 25, 2023	Various BC Health Authorities, initially Provincial Health Services Authority, Vancouver Island Health Authority, Interior Health Authority and Fraser Health Authority	GETCHECKEDONLINE Participation Agreement between British Columbia Centre for Disease Control, a program of the Provincial Health Services Authority, and various BC Health Authorities with respect to a service that allows a person to test for certain sexually transmitted and bloodborne infections
February 1, 2023	Provincial Health Services Authority	AWS Sub-Account Access Agreement between Vancouver Island Health Authority (the "Health Organization") and Provincial Health Services Authority ("PHSA") with respect to creating and allocating an Amazon Web Services ("AWS") sub-account to the Health Organization

*Vancouver Island Health Authority*  
 Schedule of Guarantee and Indemnity Agreements  
 Fiscal Year Ended March 31, 2023 (Unaudited)

<b>Issue Date</b>	<b>Indemnitee</b>	<b>Subject</b>
February 3, 2023	BioTalent Canada	Student Work Placement Agreement between BioTalent Canada and Vancouver Island Health Authority (VIHA) with respect to a work integrated learning placement for: Abby Speirs
February 7, 2023	All Island Equity REIT Limited Partnership	Assignment of Lease Agreement between Vancouver Island Health Authority (The Assignee), Minister of Citizens' Services (The Tenant), and All Island Equity REIT Limited Partnership (The Landlord) with respect to 635 Fitzgerald Avenue, Courtenay British Columbia
February 7, 2023	Munro Centre Ltd.	Assignment of Lease Agreement between Vancouver Island Health Authority (The Assignee), Minister of Citizens' Services (The Tenant), and Munro Centre Ltd. (The Landlord) with respect to 3550 Saanich Road, Duncan British Columbia
February 7, 2023	The City of Duncan	Assignment of Lease Agreement between Vancouver Island Health Authority (The Assignee), Minister of Citizens' Services (The Tenant), and The City of Duncan (The Landlord) with respect to 675 Canada Avenue, Duncan British Columbia
February 15, 2023	Victoria Police Department	Memorandum of Understanding between Vancouver Island Health Authority and Victoria Police Department with respect to joint response to police calls for service in the City of Victoria and Township of Esquimalt involving a mental health and/or substance use component
March 2, 2023	Discovery Sound Limited Partnership	Assignment of Lease Agreement between Vancouver Island Health Authority (The Assignee), Minister of Citizens' Services (The Tenant), and Discovery Sound Limited Partnership (The Landlord) with respect to 1100 Island Highway, Campbell River British Columbia

*Vancouver Island Health Authority*  
 Schedule of Guarantee and Indemnity Agreements  
 Fiscal Year Ended March 31, 2023 (Unaudited)

<b>Issue Date</b>	<b>Indemnitee</b>	<b>Subject</b>
March 13, 2023	British Columbia Hydro and Power Authority	CleanBC Commercial New Construction Incentive Agreement - Fuel Switching and Greenhouse Gas Emissions Reduction between Vancouver Island Health Authority and British Columbia Hydro and Power Authority with respect to a project at 365 Latoria Blvd, Victoria, BC
March 15, 2023	Educational Institutions including Out-of-Province and International Institutions not covered by the University, College & Institute Protection Program (UCIPP)	Educational Institution Affiliation Agreement Template for use between a Healthcare Protection Program (HCPP) covered Health Authority and an educational Institution not covered by the University, College & Institute Protection Program (UCIPP) with respect to Student placements at Health Authority Facilities
March 20, 2023	Deloitte Inc.	Statement of Work (SOW) Agreement between Deloitte Inc. ("Deloitte") and Vancouver Island Health Authority ("VIHA"), whereby VIHA engages Deloitte to analyze VIHA's current staff scheduling system, and to develop a Business Case for an Optimization Phase, in preparation for an upgraded workforce management system.
March 22, 2023	University of Victoria	Funding Agreement between Vancouver Island Health Authority (Island Health) and University of Victoria (UVic) for Island Health to provide funding to UVic for a project entitled "Vancouver Island Drug Checking Project"
March 23, 2023	Development Dimensions International, Inc.	Master Products and Services Agreement between Development Dimensions International, Inc. (DDI) and Vancouver Island Health Authority (VIHA), concerning VIHA's purchase of two DDI courses: TS: The Art of Interviewing, and TS: The Science of Interviewing, and access to and use of DDI's library of interview questions for three years
March 23, 2023	Prosci Canada, ULC	Standard Agreement Consulting/Professional Services between Vancouver Island Health Authority and Prosci Canada, ULC for the provision of organizational change management solutions



---

Vancouver Island Health Authority

**SCHEDULE F**  
**SCHEDULE OF PAYMENTS TO SUPPLIERS**  
**OF GOODS AND SERVICES**

March 31, 2023  
(Unaudited)

---

Prepared pursuant to Financial Information Regulation, Schedule 1, section 7 and the *Financial Information Act*, section 2.

Vancouver Island Health Authority

Schedule of Payments to Suppliers of Goods and Services

For the Fiscal Year Ended March 31, 2023 (unaudited)

<b>Supplier Name</b>	<b>Total</b>
0959725 BC LTD	36,806
0960608 BC LTD	74,691
1180946 BC LTD	55,650
1290454 BC LTD DBA SAFE AND SOUND WINDOW FILM VICTORIA	49,564
1295961 BC LTD	467,611
1360507 BC LTD	359,308
1-800-GOT-JUNK?	37,400
2477 MT NEWTON CROSS HOLDINGS LTD	385,275
3M CANADA LTD	90,510
4 ALL SEASONS RETIREMENT LODGE LTD	394,791
460437 BC LTD	97,685
4REFUEL CANADA LP	58,770
6730907 MANITOBA INC	28,182
676869 BC LTD	207,008
A DAVIS CONSTRUCTION INC	57,922
AB SCIEX SALES LP	50,096
ABATEMENT TECHNOLOGIES	41,799
ABBOTT	4,296,525
ABBOTT MEDICAL OPTICS	3,405,002
ABBVIE CORPORATION	1,282,760
ABDULKADER, DR ASMAA	34,406
ABED, DR ABEER	295,818
ABIOMED INC	45,000
ABORIGINAL COALITION TO END HOMELESSNESS	383,179
ABOULHOSN, DR KEWAN	117,167
ACACIA TY MAWR HOLDINGS LTD	4,009,946
ACART EQUIPMENT LTD	280,537
ACCESS RECORDS & MEDIA MANAGEMENT	946,065
ACCESSSMT HOLDINGS LTD	133,325
ACCIONA FACILITY SERVICES CANADA	2,357,255
ACCREDITATION CANADA	521,221
ACE COURIER SERVICES	235,595
ACERTARA ACOUSTIC LABORATORIES LLC	29,273
ACKLANDS-GRAINGER INC	313,046
ACME PAINTING (2010) LTD	64,262
ACME VISIBLE FILING SYSTEM LTD	127,695
ACP CHEMICALS INC	73,046
ACRE DISTRIBUTION INC	82,787
ACTON, DR SASKIA	363,316
ADAIR, SARAH	236,265
ADAM, DR TRUDY	33,510
ADAMS, DR JULIE	112,136
ADAMSON, DR HANNAH	28,685

Vancouver Island Health Authority  
 Schedule of Payments to Suppliers of Goods and Services  
 For the Fiscal Year Ended March 31, 2023 (unaudited)

<b>Supplier Name</b>	<b>Total</b>
ADELASOYE, DR OLUREMI	106,833
ADILMAN, DR STEPHEN	309,257
ADR EDUCATION	383,524
ADVANCED HOME CARE SOLUTIONS FOR SENIORS INC	28,900
ADVANCED SURGIPHARM INC	42,021
ADVICAS GROUP CONSULTANTS INC	53,655
ADZICH, DR KIM	258,405
AEROSCOOUT LLC	112,344
AES ENGINEERING	181,392
AFFINITY STAFFING INC	727,741
AFFRAM, DR SAMUEL	132,869
AGILENT TECHNOLOGIES CANADA INC	627,817
AGROPUR DIVISION NATREL	832,503
AHMAD, DR OMAR	168,963
AHMED, DR NAWEED	360,542
AHMED, DR SAMEEN	91,068
AIKEN, DR JONATHAN	95,705
AILON, DR EVAN	84,415
AIR CANADA	65,992
AIR NOOTKA LTD	26,431
AIRBNB	88,705
AIRD, DR NATALIE	77,025
AIRPLUS INDUSTRIAL CORP	32,773
AL KUTBI, DR RUSUL ASAAD JABBAR	25,580
ALBERNI CLAYOQUOT REGIONAL DISTRICT	131,688
ALBERNI COMMUNICATIONS	31,968
ALBERNI COMMUNITY & WOMENS SERVICES	29,174
ALBERNI DISTRICT UNITED CABS	25,727
ALBERNI NATURAL HEALTH GROUP	37,183
ALBERNI TOYOTA	26,096
ALBERNI VALLEY ASSISTED LIVING	480,211
ALBERNI VALLEY DRUG & ALCOHOL PREVENTION SERVICE SOCIETY	233,215
ALBERNI VALLEY HOSPICE SOCIETY	31,270
ALBERNI VALLEY REFRIGERATION LTD	40,875
ALCON CANADA INC	4,013,371
ALDER MEDICAL CENTRE	32,229
ALEXANDER MACRAE, FRASER	27,343
ALEXANDER, DR NOAH	195,893
ALEXANDER, DR RICHARD	31,027
ALEXANDER, TAYLOR	134,045
ALLAN, SHARON	46,786
ALLEN, DR GREGORY	38,067
ALLEN, DR NATHAN	104,631
ALLERGAN INC	152,672

*Vancouver Island Health Authority*  
 Schedule of Payments to Suppliers of Goods and Services  
 For the Fiscal Year Ended March 31, 2023 (unaudited)

<b>Supplier Name</b>	<b>Total</b>
ALLSCRIPTS HEALTHCARE LLC	88,092
ALOUDAT, DR SARAH	32,574
ALPINE BUILDING MAINTENANCE INC	316,575
ALSCO UNIFORM & LINEN SERVICES LTD	35,575
ALTUS GROUP LTD	46,172
ALZHEIMER SOCIETY OF BRITISH COLUMBIA	70,000
AMADON-WESTWATER PROJECTS LTD	71,149
AMAZON WEB SERVICES INC	465,375
AMBIUS	50,734
AMBU HEALTHCARE SOLUTIONS CANADA	318,578
AME CONSULTING GROUP LTD	264,129
AMER, DR AHMED	25,407
AMERICAN COLLEGE OF SURGEONS	78,000
AMERICAN DAWN INC	28,988
AMICA BEECHWOOD VILLAGE	462,973
AMICA DOUGLAS HOUSE INC	695,679
AMICA SOMERSET HOUSE	331,805
AMICO CORPORATION	40,033
AMPM MOBILE SOLUTIONS INC	79,295
AMSON, DR BRADLEY	25,094
AMT- APPLIED MEDICAL TECHNOLOGY INC	27,210
AMT ELECTROSURGERY INC	1,038,582
ANALYSIS WORKS INC	440,162
ANCHOR INN & SUITES	88,391
ANDERSON, DR SUSAN (JODY)	298,715
ANDGO SYSTEMS INC	1,453,089
ANDREW SHERET LTD	161,587
ANDREW, DR JOHN ALAN	111,023
ANGIODYNAMICS INC	135,111
ANYANWU, DR CHIDUMAGA AKUDO	52,637
AORN	31,690
APEX STEEL & GAS LTD	169,144
APPCAST INC	32,557
APPLE CANADA INC	90,395
APPLEWHAITE, DR CHRISTOPHER	75,004
ARAUJO, DR ANA LAURA	33,568
ARBELAEZ CORREA, DR LUZ	31,817
ARBOUR COTTAGE	68,912
ARBUTUS FIRE PROTECTION LTD	33,661
ARCHDEKIN, DR MURRAY	39,958
ARCHIE JOHNSTONE PLUMBING	1,495,152
ARCOS, REBECCA	158,333
ARGOUARCH, DR SYLVIE	41,211
ARI FINANCIAL SERVICES	2,598,188

Vancouver Island Health Authority  
 Schedule of Payments to Suppliers of Goods and Services  
 For the Fiscal Year Ended March 31, 2023 (unaudited)

<b>Supplier Name</b>	<b>Total</b>
ARJO CANADA INC	483,872
ARJOHUNTLEIGH GETINGE GROUP	97,182
ARMOGAM, DR PREIANATHAN	395,312
ARMSTRONG MEDICAL INDUST INC	34,204
ARNEJA, DR SHALINDER	37,299
ARROWSMITH REST HOME SOCIETY	7,863,679
ARRUDA, DR WILMA	214,794
ARTHREX INC	2,005,970
ARTICULATE GLOBAL INC	70,118
ARXIUM TECHNOLOGIES CANADA INC	627,259
ASHCON INTERNATIONAL INC	38,931
ASSOCIATED HEALTH SYSTEMS INC	606,590
ASSOCIATION OF VICTORIA ANESTHESIOLOGISTS	1,301,437
ASTROPE, DR VALERIE	720,802
A-TECH DOORS INC	277,969
ATES MEDICAL INC	89,415
ATHERSTONE, DR MICHAEL	524,151
ATID ENTERPRISES LTD	72,245
ATKINS, DR EDWARD	72,485
ATKINS, DR ROBERT	81,387
ATKINSON, SARAH	45,440
ATLAS STEREO & TV LTD	45,227
ATLISSIAN	44,205
ATOS MEDICAL CANADA INC	25,262
ATTWELL-POPE, DR KRISTEN	139,384
AU, DR CHI HUNG	75,739
AURUM WINDOW CLEANING & PROPERTY	54,695
AVALON MECHANICAL CONSULTANTS LTD	104,551
AVENANT, DR CHRISTIAAN	81,289
AVENIR MEMORY CARE AT NANAIMO	1,008,177
AVI HEALTH & COMMUNITY SERVICES	2,939,115
AVSHOP.CA	26,252
AZIZ, DR MINA	136,203
B&C FOOD DISTRIBUTORS	2,896,144
BACSU, DR CHASTA-DAWNE	29,797
BAGDAN, DR BARRY	77,444
BAIER, RICHARD	29,069
BAINS, DR RAMNIQUE	55,850
BAKER, DR PHILIP	326,917
BAKSHI, DR AMITABH	68,838
BALAKRISHNAN, DR PRADEEP	25,136
BALD EAGLE LANDSCAPING	35,708
BALFOUR, DR JENNIFER	140,709
BANMAN, DR JORDAN	218,954

Vancouver Island Health Authority

Schedule of Payments to Suppliers of Goods and Services

For the Fiscal Year Ended March 31, 2023 (unaudited)

Supplier Name	Total
BAPTIST HOUSING	25,984,136
BARB LAWRIE CONSULTING LTD	31,028
BARD CANADA INC	2,023,258
BARLEY, DR JENNIFER	48,704
BARLOW, DR NATALIE	349,081
BARLOW, DR SANDRA	64,378
BARRIE, DR WILLIAM	25,338
BARRON, DR MARCUS	70,305
BARTLE & GIBSON CO LTD	325,432
BARTON, DR RACHEL	59,063
BASCOM, DR ALEXANDRA	35,337
BASILY, DR WAGDY	180,817
BASSILI, DR ADAM	737,311
BATER, DR MARILYN	181,638
BATKE, DR ADRIENNE	70,865
BAUMANN, DR BRETT	40,429
BAUSCH & LOMB CORPORATION	1,304,375
BAUSCH HEALTH CANADA INC	62,385
BAX, DR STUART	79,444
BAXTER CORPORATION	11,158,606
BAXTER, DR LAURA	25,665
BAYER INC	3,320,349
BAYLIS MEDICAL TECHNOLOGIES INC	162,662
BAYSHORE HEALTH CARE	470,794
BC CENTRE FOR DISEASE CONTROL	1,180,000
BC COLLEGE OF NURSES & MIDWIVES	43,322
BC FERRIES	127,512
BC HOUSING	2,692,004
BC HYDRO	9,946,539
BC INFRASTRUCTURE BENEFITS INC	1,050,000
BC LIQUOR	101,637
BC PATIENT SAFETY & QUALITY COUNCIL	33,208
BC SCHIZOPHRENIA SOCIETY	315,330
BC TEXTILE INNOVATIONS INC	189,314
BC TRANSIT	635,087
BCE PHARMA INC	68,900
BCIMC REALTY CORP	51,879
BCNET	34,624
BEACON COMMUNITY SERVICES	3,999,642
BEACON CONSTRUCTION CONSULTANTS INC	40,110
BEACON HILL SENIORS VILLAGE 3LLP	7,651,387
BEATTY, DR NICHOLAS	369,000
BEAUDET, DR LUC	89,608
BEAUFORT FAMILY HEALTH SOCIETY	125,000

Vancouver Island Health Authority

Schedule of Payments to Suppliers of Goods and Services

For the Fiscal Year Ended March 31, 2023 (unaudited)

<b>Supplier Name</b>	<b>Total</b>
BEAVER, DR DAVID	43,842
BECK, DR ALLON	276,333
BECK, DR ANDREA	27,027
BECK, DR ROBERT	100,470
BECKETT, DR JENNIFER	328,278
BECKMAN COULTER CANADA LP	5,192,640
BECTON DICKINSON CANADA INC	2,151,214
BEE-CLEAN BUILDING MAINTENANCE INC	1,761,005
BEE-LINE TAXI LTD	84,231
BEGG, JUDY	28,460
BEKKER, DR IAN	210,121
BELL, DR GEORGINA	42,645
BELLE, DR JESSICA	101,858
BELLERIVE, JANELLE	176,621
BELMONT PARK PRESCHOOL	52,511
BENAS CHILDCARE	40,068
BENNETT-BOUTILIER, DR NICOLE	401,744
BENNINGER, DR SHAWN	293,145
BENSON, DR LISSA	67,526
BENTON & OVERBURY VICTORIA LTD	31,165
BENTZON, DR STEPHANIE	128,333
BERKS INTERTRUCK LTD	26,488
BERWICK RETIREMENT COMMUNITIES	4,351,135
BESELT, DR JEFFREY	32,761
BEST BUY	63,939
BEST WESTERN	181,773
BESTER, DR CHARLOTTE	174,615
BEVERIDGE, DR JULIA	85,047
BGC SOUTH VANCOUVER ISLAND	50,000
BGE SERVICE & SUPPLY LTD	76,128
BGP PHARMA ULC	35,103
BHASIN, DR MANI	103,654
BIBERDORF, DR DARREN	31,104
BIG STEEL BOX STRUCTURES	38,038
BIHIS, MARCELO O	147,237
BILLESBERGER, DR LISA	112,746
BILLINGHURST, DR ROBERT	203,629
BINDING SITE GROUP LTD, THE	337,704
BINDRA, DR HEERA	974,705
BIOCOMPOSITES INC	82,108
BIOMERIEUX CANADA INC	47,973
BIOMET MICROFIXATION INC	230,607
BIOPACIFIC DIAGNOSTIC INC	174,501
BIO-RAD LABORATORIES LTD	1,004,578

Vancouver Island Health Authority

Schedule of Payments to Suppliers of Goods and Services

For the Fiscal Year Ended March 31, 2023 (unaudited)

<b>Supplier Name</b>	<b>Total</b>
BIOTRONIK CANADA INC	614,150
BIOVENTUS CANADA ULC	28,627
BIRCHARD, DR JOHN	34,569
BIRDI, DR PARVINDER	381,106
BIRDSELL, DR LAURA	107,526
BISHARA, CHANTAL	158,293
BISHOP, DR JEFFREY	315,281
BK MEDICAL HOLDING COMPANY INC	27,145
BLACK BEAR RESORT	39,214
BLACK, DR FRASER	82,961
BLACKBURN, DR GRAHAM	143,547
BLACKWOOD PARTNERS MANAGEMENT CORP	892,264
BLAIR, DR HEATHER	64,558
BLAIS, DR ALEXANDRE	445,581
BLASHKO, DR CARL	193,239
BLEACKLEY, DR JOANNE CATHERINE	35,842
BLOOD, DR KATHERINE	187,186
BLOOM LIMITED PARTNERSHIP	37,968,013
BLOOM MONTESSORI INC	142,268
BLOUW, DR MARJON	80,777
BOCK, DR GRAEME	446,579
BOE, DR CORENE	25,412
BOMIMED INC	267,253
BOND, DR ALEXANDRA	32,846
BOON, DR JACQUELINE	201,518
BOOTH, DR ANTHONY	26,747
BORBANDY, DR MEREDITH	333,248
BOROWIEC, DR SEBASTIAN	34,092
BOS, DR DAVID	29,458
BOS, DR HAYLEY	487,993
BOSENBERG, DR CRAIG	30,559
BOSLEY, DR LAURENCE	58,572
BOSMAN, DR FRANCOIS	30,732
BOSTON SCIENTIFIC LTD	5,748,760
BOSTON, DR DANIEL	51,957
BOTSFORD, DR DEKE	42,727
BOUFFARD, DR RACHELLE	118,074
BOULTON, DR PETER	54,630
BOURDON, DR SIENNA	49,374
BOWEN, DR JULIE	53,993
BOWERS MEDICAL SUPPLY CO	1,498,976
BOYER, STEPHANIE	150,000
BOYLAN, DR MAUREEN	325,630
BOYS & GIRLS CLUB OF GREATER VICTORIA	84,373



*Vancouver Island Health Authority*

Schedule of Payments to Suppliers of Goods and Services

For the Fiscal Year Ended March 31, 2023 (unaudited)

<b>Supplier Name</b>	<b>Total</b>
BRABANT, DR SARAH	160,942
BRACCO IMAGING CANADA INC	218,569
BRAIS, DR ANDRE	170,383
BRAND XPRESS	31,198
BRCIC, DR VANESSA	50,046
BREAKEY, DR CHARLOTTE	26,295
BREIKSS, DR KARLINA	25,010
BRIAN ROWLAND CONSULTING	91,061
BRICK, THE	140,575
BRIDGE MEDICAL CLINIC, THE	75,046
BRIDGER, DR IAN	219,720
BRIDGES, SABRINA	54,110
BRIGGS, DR JOSHUA	398,308
BRINE, DR ALSOON	48,982
BRINK, DR ROSEMARY	73,233
BRISTOL MYERS SQUIBB	6,580,674
BRITISH COLUMBIA SAFETY AUTHORITY	72,713
BROADMEAD CARE SOCIETY	34,976,703
BROCKLEY, DR GRAHAM	41,284
BRODERSEN, DAVID	142,666
BROERE, DR JAMES	48,235
BRONKHORST, DR ALETTA	29,817
BROOKS LANDING CENTRE INC	257,099
BROOKS LIM, DR ELIZABETH	346,029
BROTHERS, DR ALEXANDER	100,082
BROUWERS & WIENS	33,252
BROWN, DR MURRAY	144,540
BROWN, DR ROBERT	97,070
BROWN, DR STEPHANIE	139,083
BROWN, KENDRA	165,151
BROWNE, DR SEBASTIAN	54,852
BRUCE PARKER CARE HOME	52,738
BRUKER LTD	110,769
BRYANT, DR JACK	159,857
BTNX INC	35,657
BUCKLEY, DR ALAN	115,997
BUDGET RENT A CAR	40,834
BUDLOVSKY, DR JOSHUA	379,829
BULL, DR ALISON MICHELLE	91,694
BUNNELL INC	50,204
BUNZL CLEANING & HYGIENE DBA ACME SUPPLIES	4,454,674
BURILOSKI-CHKIPOVA, DR ANITA	136,013
BURK, PATRICK	60,760
BURKARD DEVELOPMENTS LTD	161,916

Vancouver Island Health Authority  
 Schedule of Payments to Suppliers of Goods and Services  
 For the Fiscal Year Ended March 31, 2023 (unaudited)

<b>Supplier Name</b>	<b>Total</b>
BURNETT, DR ROBERT	51,451
BURNSIDE GORGE COMMUNITY ASSOCIATION	33,675
BURTON, DR KRISTA	119,484
BUTCHER, DR DAVID	168,193
BUTLER, DR AVA	46,847
BUTLER, DR JENNIFER	228,792
C593188 BC LTD	239,828
CABOOSE CLUB	29,336
CADDY, DR PATRICIA	50,750
CAIRNS, DR HEATHER	109,310
CALGARY RADIOPHARMACEUTICAL	64,320
CALVIN, DR BRIAN	90,321
CAMPANA, DR BRUCE	160,700
CAMPBELL MEDICAL	42,259
CAMPBELL RIVER & DISTRICT ADULT CARE SOCIETY	1,007,312
CAMPBELL RIVER & DISTRICT ASSOCIATION FOR COMMUNITY LIVING	1,064,880
CAMPBELL RIVER & NORTH ISLAND TRANSITION SOCIETY	115,214
CAMPBELL RIVER BEACON CLUB	198,819
CAMPBELL RIVER DISTRICT CONTRACTING	29,317
CAMPBELL RIVER FAMILY SERVICES	161,472
CAMPBELL RIVER HEAD INJURY SOCIETY	311,740
CAMPBELL, DR KRISTYN	226,353
CAMUS, DR TRISTAN	32,919
CANADA BREAD COMPANY LTD	162,819
CANADA POST CORPORATION	128,636
CANADA TICKET INC	36,481
CANADIAN CACHE DEVELOPMENT CORP	512,588
CANADIAN COLLEGE OF HEALTH LEADERS	35,529
CANADIAN ENGINEERED PRODUCTS	89,752
CANADIAN FORCES MORALE AND WELFARE PROGRAMS	41,889
CANADIAN HOSPITAL SPECIALTIES LTD	3,510,915
CANADIAN MED EQUIP PROTECTION PLAN	60,347
CANADIAN MENTAL HEALTH ASSOCIATION	3,216,015
CANADIAN ORTHOPAEDIC SUPPLY	37,921
CANADIAN PHARMACEUTICAL DISTRIBUTION NETWORK	48,935,576
CANADIAN RED CROSS	2,708,116
CANADIAN TIRE	176,154
CANADIAN UNION OF PUBLIC EMPLOYEES	231,642
CANADIAN WATER TECHNOLOGIES LTD	889,749
CANON MEDICAL SYSTEMS CANADA	899,688
CANPRO CONSTRUCTION LTD	202,405
CANTEL MEDICAL CANADA	257,065
CANWEST MECHANICAL INC	25,820
CAPITAL CITY VOLUNTEERS	46,535

*Vancouver Island Health Authority*

Schedule of Payments to Suppliers of Goods and Services

For the Fiscal Year Ended March 31, 2023 (unaudited)

<b>Supplier Name</b>	<b>Total</b>
CAPITAL REGION FOOD & AG ROUNDTABLE	28,500
CAPITAL REGIONAL DISTRICT	2,559,418
CAPITAL REGIONAL HOSPITAL DISTRICT	4,338,180
CAPSTICK, DR JAMES	89,920
CARDIAC SURGERY ASSOCIATES	168,768
CARDINAL HEALTH CANADA INC	11,557,648
CARDIOLOGY MOCAP	225,000
CARDIOMED SUPPLIES INC	282,993
CARE CORP SENIORS SERVICES	339,561
CARE LINK ADVANTAGE	39,670
CARECORP AT OYSTER HARBOUR LP	146,718
CARERX PHARMACY	74,688
CAREY, SARAH	66,423
CARL ZEISS CANADA LTD	63,187
CARLSON, DR ERIN	307,050
CARLSON, DR WILLIAM	40,929
CARRUTHERS, DR ERIN	29,887
CARSON, DR RACHEL	41,324
CARVER, DR SALLY	51,391
CASA LOMA SENIORS VILLAGE 3LLP	848,123
CASCADE ORTHOPEDIC SUPPLY LP	57,861
CASCADIA ARCHITECTS	42,133
CASCADIA WEST CONTRACTING LTD	250,951
CASSELS, DR MICHAEL	58,666
CASTED SEMINAR COMPANY	62,764
CASTERLAND	58,563
CATALYST CONSULTING INC	48,410
CATHRO, JAYNE HARDY	77,083
CATON, DR BRENT	25,890
CBI HEALTH CENTRE	32,859
CBORD GROUP INC	205,943
CBT SKILLS GROUPS SOCIETY OF VICTORIA	46,412
CEDARLANE LABORATORIES LTD	42,367
CEDARS AT COBBLE HILL	40,860
CELGENE CORPORATION	375,485
CENTENNIAL DAYCARE SOCIETY	42,804
CENTRAL VANCOUVER ISLAND PATHOLOGY ASSOCIATES	4,066,797
CENTRED PRIMARY CARE GROUP	1,337,208
CENTURY GROUP INC	726,575
CEPHEID CANADA ULC	161,402
CERNER CANADA LTD	12,874,150
CERWYDDEN CARE LTD	5,215,411
CES ENGINEERING LTD	34,879
CGI INFORMATION SYSTEMS AND MANAGEMENT CONSULTANTS INC	35,737

Vancouver Island Health Authority

Schedule of Payments to Suppliers of Goods and Services

For the Fiscal Year Ended March 31, 2023 (unaudited)

<b>Supplier Name</b>	<b>Total</b>
CHALFIN, DR LAURA	231,543
CHALIAN, DR ARPI	132,201
CHAN, DR PETER	56,450
CHAN, DR TIFFANY	55,458
CHANDLER, DR CHRISTOPHER	66,613
CHANDLER, DR ROWAN	42,589
CHARTER TELECOM INC	8,886,463
CHARTWELL MALASPINA CARE RESIDENCE	265,048
CHATER, DR SARA	330,855
CHAUHAN, BARINDER	45,903
CHAUHAN, DR UDAY	182,397
CHEKWITCH POIRON ARCHITECTS INC	71,068
CHEEK, DR TYLER	196,416
CHEEMA, DR DATAAR	211,862
CHEM AQUA, A DIV OF	29,691
CHEMAINUS HEALTHCARE HOUSING	468,805
CHEMAINUS MEDICAL CLINIC	27,055
CHEN, DR MICHAEL	85,856
CHEN, DR WENYU	67,602
CHENG, DR HO MAN (HOMAN)	40,047
CHENG, DR JENNY	35,148
CHEUNG, DR ROY	48,399
CHEVALIER, DR RYAN	59,082
CHEW, DR GILBERT	58,607
CHIEF MEDICAL SUPPLIES INC	318,685
CHIFOR, DR DANIELA	65,377
CHILDREN'S HEALTH FOUNDATION OF VANCOUVER ISLAND	568,729
CHILTON, DR ANTHONY	219,522
CHILTON, DR CAITLIN	37,514
CHIN, DR LESLIE	57,577
CHKIPOV, DR HRISTO G	153,394
CHOICE IN SUPPORTS FOR INDEPENDENT LIVING (CSIL)	25,295,721
CHONG, GILBRAN	25,200
CHOW, DR LAWRENCE	26,915
CHRISTENSEN, DR JEREMY	176,096
CHRISTIE INNOMED INC	430,017
CHRISTIE, DR MAURA	34,572
CIMA PAK CORPORATION	30,920
CISCO SYSTEMS CANADA CO	228,160
CITAGENIX INC	39,400
CITY OF CAMPBELL RIVER	167,046
CITY OF COURTENAY	175,927
CITY OF DUNCAN	175,607
CITY OF NANAIMO	366,041

Vancouver Island Health Authority

Schedule of Payments to Suppliers of Goods and Services

For the Fiscal Year Ended March 31, 2023 (unaudited)

<b>Supplier Name</b>	<b>Total</b>
CITY OF PARKSVILLE	54,124
CITY OF PORT ALBERNI	74,042
CITY OF VICTORIA	1,367,876
CIVICA UK LTD	314,325
CLAPSON, DR KATHRYN	39,241
CLARION MEDICAL TECHNOLOGIES	942,073
CLARK, DR AARON	45,966
CLARK, DR HEATHER	126,652
CLARK, DR PHILIP	279,342
CLARKE, DR FRANKLIN	91,747
CLARKE, DR KEVIN	33,418
CLASS 1 INC	102,603
CLASSIC HEALTH SUPPLIES LTD	139,774
CLAYOQUOT BIOSPHERE TRUST SOCIETY	33,500
CLEAN HARBORS CANADA INC	84,232
CLEAR CONCEPTS ASSOCIATES INC	125,146
CLEAVE, DR SPENCER	41,106
CLEMENTS, DR ROBERT	41,183
CLIMACHANGE SOLUTIONS	25,252
CLOVER POINT LODGE LTD	375,052
CLOVERDALE ELEMENTARY OOSC	98,503
CLOVERDALE PAINT INC	48,774
CMF CONSTRUCTION LTD	552,016
COAST HOTELS LTD	104,358
COAST STORAGE & CONTAINERS LTD	41,507
COAST WHOLESALE APPLIANCES	50,284
COASTAL MOUNTAIN FUELS	116,275
COASTAL PAINTING LTD	85,517
COASTAL SUPPORT SERVICES LTD	1,972,760
COCA COLA BOTTLING LTD	186,928
COETZEE, DR MARIANKA	194,720
COLD FRONT INDUSTRIES LTD	64,961
COLDSTREAM COMMERCIAL SALES	30,561
COLELLA, DR PAUL	81,617
COLEMAN CLINIC	75,754
COLLEGE OF AMERICAN PATHOLOGISTS	66,858
COLLEGE OF PHARMACISTS OF BRITISH COLUMBIA, THE	39,630
COLLIERS MACAULAY NICOLLS INC	270,268
COLLINS, DR MELISSA	37,603
COLLINS, DR NELSON	266,430
COLLINS, DR RONALD	199,913
COLOPLAST CANADA CORP	151,064
COLUMBIA FUELS	315,060
COMEAU, DR KENT	48,940

*Vancouver Island Health Authority*

Schedule of Payments to Suppliers of Goods and Services

For the Fiscal Year Ended March 31, 2023 (unaudited)

<b>Supplier Name</b>	<b>Total</b>
COMFORT KEEPERS	571,095
COMFORT ZONE MOBILITY AIDS, THE	150,624
COMFORTEK SEATING INC	25,213
COMMISSIONAIRES, THE	1,841,512
COMMUNITY LIVING BRITISH COLUMBIA	7,464,281
COMMUNITY LIVING VICTORIA	225,841
COMMUNITY REHABILITATION CARE MANAGEMENT SUPPORT SERVICES	63,937
COMOX TAXI	58,373
COMOX VALLEY ART GALLERY	36,001
COMOX VALLEY CHILD DEVELOPMENT	50,000
COMOX VALLEY DIVISION OF FAMILY PRACTICE	574,130
COMOX VALLEY HEAD INJURY SOCIETY	131,853
COMOX VALLEY RECOVERY CENTRE	401,662
COMOX VALLEY REGIONAL DISTRICT	90,598
COMOX VALLEY SENIOR PEER SUPPORT SOCIETY	46,662
COMOX VALLEY TRANSITION SOCIETY	646,498
COMPASS CLINIC LTD	260,468
COMPASS GROUP CANADA	1,805,047
COMPLETE CONTRACTING	75,028
CONMED CANADA	2,916,241
CONRAD, DR MICHAEL	64,612
CONTINUUM ARCHITECTURE INC	219,590
CONVATEC CANADA LTD	469,173
COOK CANADA INC	2,701,944
COOK ROBERTS LLP	28,769
COOK, DR ALAN	83,874
COOK, DR ANDREW	405,275
COOK, DR DAVID	148,009
COOL AIR RENTALS LTD	122,583
COOL KING REFRIGERATION LTD	196,221
COOPER, DR CARLEY	175,319
COOPER, DR JACQUELINE	344,842
COOPER, DR JOHN	52,953
COOZE, DR FREDERICK	167,924
COPEN, DR YIL-KYONG	76,927
COPPER MOUNTAIN CENTRE	25,440
CORAL CANADA WIDE LTD	73,674
CORBYN, DR BRYONY	49,477
CORCYM CANADA CORP	75,384
CORKILL, DR MARY	338,142
CORNERSTONE PLANNING GROUP	141,446
CORPORATION OF THE DISTRICT OF OAK BAY	198,908
CORPORATION OF THE VILLAGE OF CUMBERLAND	130,214
CORTES COMMUNITY HEALTH ASSOCIATION	128,491

Vancouver Island Health Authority

Schedule of Payments to Suppliers of Goods and Services

For the Fiscal Year Ended March 31, 2023 (unaudited)

<b>Supplier Name</b>	<b>Total</b>
COSTCO WHOLESALE	131,119
COUGHLIN, DR SHAUN	745,557
COULTER CONTRACTING	455,311
COUNTESS, DR ROBERT	48,044
COUNTRY GROCER	28,858
COUPLAND, DR JASON	91,126
COURTENEY SENIORS VILLAGE 3LLP	12,065,553
COUTTS, DR JOYCE	121,408
COWICHAN BRAIN INJURY SOCIETY	116,237
COWICHAN COMMUNITY CENTRE	25,481
COWICHAN EMERGENCY PHYSICIANS ASSOCIATION	4,845,603
COWICHAN ESTATES LTD	85,670
COWICHAN FAMILY CAREGIVERS	86,234
COWICHAN GREEN COMMUNITY SOCIETY	44,743
COWICHAN TRIBES	69,362
COWICHAN VALLEY INTERCULTURAL AND IMMIGRANT AID SOCIETY	40,000
COWICHAN VALLEY REGIONAL DISTRICT	118,833
COWICHAN WOODWORK LTD	29,205
COX, DR ADRIAN	43,463
COX, DR KELLY	43,128
COXON, DR CAROL	87,996
COYLE, DR JOHN	193,816
CRAGGS, DR RACHAEL	246,939
CRAIGDARROCH CARE HOME LTD	333,535
CRAWFORD, DR ANNE	49,209
CRAWFORD, DR TANYA	111,138
CREASER, DR JENNA	29,979
CREDE TECHNOLOGIES INC	29,960
CREEKSIDE APARTMENTS	83,796
CRICHTON, DR ROBERT	215,716
CRIDGE CENTRE FOR THE FAMILY	2,620,812
CRIGHTON, DR BRIANNA	26,221
CRISCI, DR ELISABETH	277,854
CROOME, DR ALISON	65,186
CROSBY, DR ANDREW	47,152
CRUZ, DR SEAN	285,101
CRYOLIFE CANADA INC	404,327
CULLEN, DR KRYSTAL	35,015
CULP, DR GREGORY	98,543
CUMMINGS HOME EVELYN CARRUTHERS	234,555
CUNNINGHAM, DR WILLIAM	255,631
CURIUM CANADA INC	653,091
CURTIS, DR CAMERON LESLIE	168,018
CUSACK, DR ERIN	303,080

Vancouver Island Health Authority

Schedule of Payments to Suppliers of Goods and Services

For the Fiscal Year Ended March 31, 2023 (unaudited)

<b>Supplier Name</b>	<b>Total</b>
CUTFEET, DR JAMES	167,810
CUTHBERTSON, DR LAUREN	237,366
CV PROPERTY CORP	120,913
CVT ASSOCIATES	3,398,413
D D HEALTH SERVICES LTD	244,141
DABU, DR ANNA	56,381
DAFCO FILTRATION GROUP	87,167
DAIGLE, DANIELLE CLAIRE	120,417
DALEY, DR LAUREN	28,306
DANIELS SHARPSMART CANADA LTD	1,357,587
DANSEREAU, DR JEROME	191,707
DARTIN MEDICAL INC	82,367
DATA DISTRIBUTING LLC	42,150
DAVIDSON, DR ROSS	53,549
DAVIES, DR PEYTRA	88,364
DAVIS, DR BRE'EL	42,107
DAWADI, DR SUDHAKAR	110,821
DAWN DAVIES HEALTH CARE LTD	743,499
DAWSON HEIGHTS HOUSING LTD	377,400
DE BRUIN, DR LOUIS	57,294
DE BRUYNS, DR ANGELINE	80,978
DE KOKER, DR ANNEMARIE	42,961
DE LANGE, DR HENDRIK	272,626
DE WIT, DR ANDRE	173,921
DEBLONDE, DR RILEY	197,637
DEERTRAIL COTTAGE INC	310,212
DEETKEN ENTERPRISES INC	52,369
DEKKER, DR MELISSA	243,714
DELANY, DR ANDREW	44,715
DELIVERHEALTH SOLUTIONS LLC	1,423,439
DELOITTE MANAGEMENT SERVICES LP	1,218,943
DELTEK INC	163,921
DEMOTT, DR WAYNE	197,868
DENNIE, DR JOELLE	74,840
DEPAPE, DR GREGORY	134,464
DEROCHER, DR CHRISTOPHER	80,936
DERUBEIS, DR ANDREA RITO	49,027
DESCARTES SYSTEMS GROUP INC, THE	30,374
DESPLANTIE, DR OLIVIER	25,962
DEVELUS SYSTEMS INC	348,674
DEVICOR MEDICAL CANADA INC	291,722
DEVINE, DR FRANCIS	185,070
DEVON PROPERTIES LTD	515,738
DEWART, DR LAUREN	47,801



*Vancouver Island Health Authority*

Schedule of Payments to Suppliers of Goods and Services

For the Fiscal Year Ended March 31, 2023 (unaudited)

<b>Supplier Name</b>	<b>Total</b>
DEX MEDICAL DISTRIBUTION INC	759,225
DFS DUAL FUEL SERVICES INC	36,796
DG MACLACHLAN LTD	35,902
DHALIWAL, DR KEERAT	142,312
DHANSAY, DR AADIL	181,491
DHKARCHITECTS	65,380
DIAGNOSTIX LTD	136,952
DIAKIW, HAYLEY	105,096
DIALOG BC INC	215,931
DIATEC CANADA	67,522
DIGNEY, DR ANDREW	466,518
DILLON, DR MICHAEL	37,028
DION, DR SAMANTHA	211,859
DIROS TECHNOLOGY INC	275,721
DISABILITY ALLIANCE BC SOCIETY	41,250
DISCOVERY SOUND LP	383,618
DISTRICT OF CENTRAL SAANICH	81,139
DISTRICT OF PORT HARDY	44,284
DISTRICT OF SAANICH	93,022
DISTRICT OF SOOKE	61,565
DIVERSEY CANADA INC	28,625
DJO CANADA INC	31,971
DJURICKOVIC, DR SLOBODAN	33,770
DLA PIPER CANADA LLP	164,447
DLP DESIGNS INC	43,007
DNR MEDICAL LTD	176,727
DOBYNS, DR EDWARD	105,640
DOCTOR'S MEDICAL CLINIC	1,269,215
DOLLARAMA	37,081
DOMINION BIOLOGICALS LTD	114,851
DONALD, DR SEAN	47,537
DONOHUE, DR ERIN	75,014
DORRAN, DR THOMAS	201,737
DORRINGTON, DR BRYONY J	110,716
DOUBLE B INVESTMENTS CORP	67,791
DOUG BLACKIE CONSULTING	60,539
DOUGLAS CARE COMMUNITY	473,898
DOVER HOUSE SENIOR CARE HOME	390,146
DOWLER, DR CHRISTOPHER	106,498
DOWNE, DR DANIELLE	128,313
DOWNS CONSTRUCTION LTD	1,040,522
DOWNTOWN VICTORIA URGENT PRIMARY CENTRE	296,071
DR TAYLOR & DR HARMON & DR HUNT & DR MACDONALD & DR JOHNSON	562,101
DRABKIN, DR RODNEY	79,500

Vancouver Island Health Authority  
 Schedule of Payments to Suppliers of Goods and Services  
 For the Fiscal Year Ended March 31, 2023 (unaudited)

<b>Supplier Name</b>	<b>Total</b>
DRAEGER MEDICAL CANADA INC	941,041
DRI LINE PRODUCTS	234,826
DROUILLARD, DR NATALIE	159,941
DRYDEN, DR PETER	51,628
DRYER, DR DONNA	66,765
DUA, DR VIKRAM	188,250
DUAN, DR ANNIE	35,950
DUBOIS CHEMICALS CANADA INC	162,720
DUGUAY, DR NOEMI	64,593
DULAY, DR DAISY	142,052
DUMPER, DR JAYMI	52,509
DUNCALF, DR CLIFF	43,391
DUNCAN, DR JENNIFER	55,469
DURANTE, DR KATHLEEN	262,784
DUROCHER, DR ANDRE	33,193
DURU, DR DORIS	70,988
DUSTIN SKAPPAK, DR CHRISTOPHER	67,614
DUTA, DR DANIEL	78,736
DYNA MEDICAL CORP	91,085
EAGLE CREEK MEDICAL CLINIC	689,681
EAGLE'S FLIGHT	39,200
EATON INDUSTRIES COMPANY	40,156
EB HORSMAN & SON	95,113
EBAD REAL ESTATE LTD	68,427
EBBTIDES MEDICAL INC	29,344
EBCO INDUSTRIES LTD	44,271
EBERHARD, DR JULIETTE	35,540
EBSCO CANADA LTD	169,407
ECCO SUPPLY	46,441
ECHO VILLAGE	5,730,004
ECKSTRAND, COLIN B	43,408
ECO SMART COMMERCIAL CLEANING	115,327
ECOLAB	503,394
EDDY, DR MARGARET	61,394
EDGE PHARMA ULC	403,915
EDGEWOOD HOLDINGS 2013 LTD	397,725
EDMONDS, DR ROBERT	363,688
EDMUNDS, DR NEVENKA	301,854
EDWARDS LIFESCIENCES CANADA INC	3,287,113
EDWARDS, DR DANE	219,228
EGGEN, DR LINDSAY	293,751
EGGINK, DR KELLY	417,968
EGRI, DR CSILLA	396,559
EH EMERY ELECTRIC LTD	48,948

Vancouver Island Health Authority  
 Schedule of Payments to Suppliers of Goods and Services  
 For the Fiscal Year Ended March 31, 2023 (unaudited)

<b>Supplier Name</b>	<b>Total</b>
EHASOO, DR VALERIE	148,275
EISAI LTD	71,736
EKSTEEN, DR HENDRI	47,859
EL KARSH, DR ASHRAF	199,152
ELDORADO DEVELOPMENT CORP LTD	395,748
ELECTRO-MEDICAL INSTRUMENTS CO	81,892
ELITE INTELICARE SERVICES LTD	26,229
ELLIOTT, DR TERESA	59,459
ELLIS, COURTNEY	171,395
ELLISDON CORPORATION	47,410,965
ELNAGAR, DR ISLAM	53,738
ELNAGMY, DR MOHAMMED	351,757
ELRICK, DR MARY	67,800
ELSEVIER INC	240,658
EMERSON'S LOCK LTD	33,791
EMMERTON-COUGHLIN, DR HEATHER	32,150
EMTERRA ENVIRONMENTAL	100,610
ENDOLOGIX CANADA LLC	42,000
ENEX FUELS LTD	234,585
ENNIS, DR J	26,289
EQUITEX REALTY LTD	440,109
ERB TECHNICAL CONTRACTING LTD	753,276
ERGOGRIIP INC	49,853
ERICKSON, DR KRISTIN	64,702
ERWIN, DR DESMOND	66,613
ERYUZLU, DR LEYLA	144,024
ESAOTE NORTH AMERICA INC	45,164
ESBE SCIENTIFIC INDUSTRIES INC	72,270
ESC AUTOMATION INC	112,313
ESCHAK, STEPHANIE	159,656
ESIT ADVANCED SOLUTIONS INC	1,726,026
ESLAMI, DR ALI	116,754
ESQUIMALT NEIGHBOURHOOD HOUSE SOCIETY	68,548
ESTEY, DR RONALD	34,238
ETHERINGTON, DR JEREMY	63,866
EUREKA SUPPORT SOCIETY	178,722
EVALUATION PERSONNEL SELECTION	81,179
EVANS, DR DANIEL	103,909
EVANS, DR KATHARINE	265,055
EVANS, DR MORGAN	36,964
EVERGREEN SENIORS HOME INC	4,554,945
EVOLVE ENGINEERING INC	532,725
EVOQUA WATER TECHNOLOGIES	43,407
FABES CHILDCARE	39,809

Vancouver Island Health Authority  
 Schedule of Payments to Suppliers of Goods and Services  
 For the Fiscal Year Ended March 31, 2023 (unaudited)

<b>Supplier Name</b>	<b>Total</b>
FACEBOOK	61,402
FADHEL, DR EHAB	193,305
FAIRWAY MARKET	29,857
FALK, DR DUSTIN	28,199
FALK, DR TYLER	26,809
FAMILY CAREGIVERS NETWORK SOCIETY	181,569
FARIAS GODOY, DR ALEJANDRA	92,149
FARMER CONSTRUCTION LTD	81,331
FARNWORTH, DR ERICA	25,871
FARQUHAR, DR JACLYN	47,806
FARRELL, DR BRIAN	36,144
FAS DELIVERY LTD	29,684
FAST LTD	25,439
FAUGHT, YVANNE	30,333
FAWELL, DR SUNELLE	47,457
FAYE WHITE CONSULTING	41,895
FAZIL, DR MOHAMMAD	33,807
FAZLAGIC, DR SASA	79,108
FEDEX	32,970
FEDORUK, DR LYNN	78,003
FEHLAU, DR BARBARA	106,126
FENG, DR XIN	32,548
FERGUSON, DR DAVID	550,128
FERGUSON, DR GISELE	53,275
FERGUSON, DR KATHLEEN	83,682
FERNWOOD NEIGHBOURHOOD RESOURCE	69,657
FERRING INC	69,331
FERRIS, DR CAROLINE	174,540
FEYI, DR KENNEDY	157,824
FILTRATION GROUP IAQ	41,806
FINCH, DR SUSAN	138,869
FINDLAY, DR SHEILA	41,211
FINN, DR ALEXANDER	327,073
FIR PARK VILLAGE	5,750,855
FIRM MANAGEMENT CORPORATION	61,457
FIRST GENERAL RESTORATION SERVICES	767,404
FIRST NATIONS HEALTH AUTHORITY	129,994
FIRST PRODUCTS INC	27,866
FISHER & PAYKEL HEALTHCARE LTD	436,069
FITZGERALD, DR JOHN	114,230
FITZPATRICK, DR AARON	30,597
FIVE STAR PAVING CO LTD	634,329
FLANAGAN, DR CAROLYN	82,823
FLEAR, DR JESSICA	82,783

Vancouver Island Health Authority  
Schedule of Payments to Suppliers of Goods and Services  
For the Fiscal Year Ended March 31, 2023 (unaudited)

<b>Supplier Name</b>	<b>Total</b>
FLEETWOOD, DR IAN	631,732
FLETCHER, DR HUGH	38,047
FLETCHER, DR JOHN	213,196
FLEXER, DR WILLIAM	117,106
FLO MEDICAL STAFFING INC	111,513
FLORES, EVELYN HORTENCIA	26,946
FLOWERSTONE HEALTH SOCIETY	528,774
FLYNN CANADA LTD	328,060
FLYNN, DR ANDREW	77,274
FOERSTER, DR LINCOLN	144,578
FOOTPRINTS SECURITY PATROL INC	114,850
FOREST, DR LINDSEY	28,811
FORGHANI, DR KAMRAN	303,223
FORREST, DR DAVID	27,221
FORRESTER, DR SAVANNAH	29,142
FORSBERG, DR TRACY	72,729
FORSTER, DR DWIGHT	212,779
FORSYTH HEALTHCARE CONCEPTS INC	126,963
FORTCO HOLDINGS LTD	173,172
FORTIS BC	6,643,220
FORWARD HOUSE COMMUNITY SOCIETY	261,337
FOSTER AIR CONDITIONING LTD	247,401
FOSTER, DR JOHN	42,920
FOUAD, DR MAGDY	224,133
FOUNDATION BUILDING MATERIALS	41,116
FOUNDRY COMMERCIAL KITCHENS INC	98,718
FRANCIS, DR MICHELLE	47,243
FRANCO, DR CHRISTOPHER	56,858
FRANGOU, DR EVAN	641,886
FRANKE, DR JANTZEN	29,591
FRASER HEALTH AUTHORITY	662,385
FRASER, DR LAURA	58,862
FREEMAN, BRIDGET	156,031
FRESENIUS KABI	1,398,585
FRESENIUS MEDICAL CARE CANADA	1,407,689
FRIDERICHS, DR GEOFFREY	67,016
FRIDERICHS, DR PETER	26,160
FRIENDS OF MUSIC SOCIETY	47,821
FROEHNER-BULMER, DR BARBARA	250,866
FROLIC, DR NATASHA	77,536
FUCHS, DR JOACHIM	36,664
FUJIFILM SONOSITE CANADA INC	556,045
FULTON, DR BLAIR	98,900
FYFE-BROWN, RYAN	36,131

Vancouver Island Health Authority

Schedule of Payments to Suppliers of Goods and Services

For the Fiscal Year Ended March 31, 2023 (unaudited)

<b>Supplier Name</b>	<b>Total</b>
G&E CONTRACTING LP	51,978
G&F ENTERTAINMENT INC	42,736
GABRIOLA HEALTH CARE FOUNDATION	147,892
GABRIOLA MEDICAL CALL GROUP	347,281
GALEN MEDICAL LTD	82,787
GALIANO HEALTH CARE SOCIETY	162,122
GALIMOVA, DR LENA	71,972
GALLAGHER, DR LAWRENCE	255,949
GALLAGHER, DR MICHAEL	225,709
GALLAGHER, DR RYAN	46,329
GALLINS, DR KELLY	188,601
GALLINS, DR SHANNON	222,625
GAMBLE, DR ALLISON	47,862
GANIYU, DR ADEWALE	30,661
GAO, DR TIANDAI	78,800
GARDAWORLD CASH SERVICES	289,647
GARDEN CITY SNOW AND ANTI-ICE SERVICE LTD	788,720
GARDEN CITY TREE & LANDSCAPE	59,783
GARDENS AT QUALICUM BEACH, THE	9,253,340
GARDINER, DR RICHARD	27,257
GARNEAU-BEGIN, DR KEVIN	302,934
GARSDIS DISPLAYS LTD	30,326
GE HEALTHCARE CANADA	3,717,074
GEIST, DR ALANA	85,052
GENESIS MEDICAL CORPORATION	41,959
GENTES & BOLDUC PHARMACISTS	41,452
GENUIS, DR KATRINA	187,916
GENUMARK PROMO MERCHANDISE	263,178
GEORGE, DR ERIC	28,616
GEO-TECH INDUSTRIES INC	71,991
GETINGE GROUP	1,248,638
GFL ENVIRONMENTAL INC	1,443,749
GHEQUIERE, DR WAYNE	38,633
GIBBONS, DR PATRICK	200,172
GILBERT, DR LAURA	69,334
GILL, DR GINJEET	57,593
GILL, DR SHAWN	72,592
GILL, DR TALVEEN	70,686
GILMOUR, LIZBETH	126,000
GINTING, DR NADRA	66,870
GITXSAN HEALTH SOCIETY	35,303
GLACIER VIEW LODGE SOCIETY	9,271,586
GLADSTONE, DR PETER	48,079
GLAUKOS CANADA INC	190,294

Vancouver Island Health Authority  
 Schedule of Payments to Suppliers of Goods and Services  
 For the Fiscal Year Ended March 31, 2023 (unaudited)

<b>Supplier Name</b>	<b>Total</b>
GLEN LYON INN & SUITES	68,949
GLEN, DR DAVID	354,195
GLICK, DR NAOMI	25,013
GLOBAL INDUSTRIAL CANADA INC	104,807
GLOBE CONTRACTING LTD	159,454
GLOBESTAR SYSTEMS INC	96,722
GMD DISTRIBUTION INC	78,941
GNAWALI, DR MEGHRAJ	111,364
GOLDEN GROVE CARE HOMES	386,935
GOLDEN LIFE MANAGEMENT CORP	8,956,206
GONYER, HEATHER	158,972
GOOCH, DR CHRISTOPHER	44,134
GOODCHILD, DR STEVEN	164,932
GOODE ENVIRONMENTAL SERVICES	57,636
GOOGLE	40,885
GOOSEY GANDER KINDERGARTEN ASSOC	66,743
GORDON FOOD SERVICE	10,051,112
GOTZ, DR PETER	68,652
GRABOSKI, DR CORRIE	27,696
GRACE, DR JENNIFER	101,094
GRAHAM, MEGHAN	79,583
GRAPHIC CONTROLS CANADA CO	26,780
GRAPHIC OFFICE INTERIORS LTD	3,132,030
GRAY SCHLEIHAUF, CHRISTIANE	48,596
GRAY, DR STUART	26,078
GREATER VICTORIA COALITION TO END HOMELESSNESS	91,667
GREATER VICTORIA VOLUNTEER SOCIETY	49,902
GREATHEART, DR MARCUS	107,291
GREEN, DR ANNA	34,529
GREEN, DR AOIFE	158,886
GREENWAYS LAND TRUST	27,000
GREENWOODS ELDERCARE SOCIETY	5,908,503
GREGG DISTRIBUTORS BC LTD	63,984
GREGGAIN, DR JOSHUA	37,972
GREGOIRE, DR MARIE CLAUDE	106,268
GREGORY, DR ERIN	35,625
GREGORY, DR TOURNESOL	35,406
GREGORYANZ, DR TATIANA	93,524
GREGSON, DR ALISON	30,136
GREGSON, DR BRIAN	30,732
GREWAL, DR SUKHMINDER	78,255
GRIFFITH COCHRANE, DR STEVEN	181,332
GRIMMINCK, DR RACHEL	31,413
GROUP OF SEVEN	296,994

Vancouver Island Health Authority  
Schedule of Payments to Suppliers of Goods and Services  
For the Fiscal Year Ended March 31, 2023 (unaudited)

<b>Supplier Name</b>	<b>Total</b>
GROUSEWOOD PLACE	50,100
GROW HEALTH	984,941
GRZESLO, DR JAN	66,838
GUENGERICH, LYNN	126,867
GUENTER RAEDLER 0753296 BC LTD	178,040
GUILLEVIN INTERNATIONAL CO	275,894
GULDMANN CARE LIFT SOLUTIONS ULC	141,801
GUMMESON, DR IAN	46,764
GUNARATNAM, DR LOURDES	78,205
GUSTAFSON-VICKERS, DR SABRINA	228,456
GWA'SALA-'NAKWAXDA'XW NATION	399,667
HADDON HOLDINGS LTD	42,844
HADDOW, DR KEIRA	53,126
HAGEN, DR CATHERINE	41,706
HAGEN, DR PAUL	470,425
HALISCHUK, DR GRANT	158,946
HALL, DR SARAH	56,306
HALLS, JENNIFER	28,918
HALSE, DR GEORGE	40,833
HALVORSON, DR JIM	34,820
HAM, DR SHARON	317,617
HAMERSLEY, DR SHANNON	42,771
HAMILTON, DR DOROTHY	48,740
HAMILTON-IRVING, DR JONATHAN	28,123
HAMMETT, DR TESS	302,203
HAMMOND, DR DIANA	194,646
HAMMOND, DR KARSTEN	45,938
HANDICARE CANADA LTD	1,230,417
HANKINS, DR JENNIFER	60,892
HANSBRAUN INVESTMENTS LTD	428,002
HAPPY CAMPERS CHILD CARE	266,832
HARBOUR AIR	32,015
HARBOUR CITY EQUIPMENT LTD	41,463
HARDAL MANAGEMENT INC	27,452
HARDING, DR MATTHEW	34,390
HARDY, DR ELIZABETH	41,797
HARGROVE, DR NICOLAS	148,992
HARRIS & COMPANY	460,324
HART HOUSE INC	484,668
HART, DR CHELSEA	36,650
HART, DR JASON	28,725
HARVEY, DR CAROLINE	67,134
HARWOOD, DR CATHERINE	100,560
HASEBE, TYLER	34,312



Vancouver Island Health Authority  
 Schedule of Payments to Suppliers of Goods and Services  
 For the Fiscal Year Ended March 31, 2023 (unaudited)

<b>Supplier Name</b>	<b>Total</b>
HASSAN, DR ARSALAN	56,214
HASSLER, DR JULIA	89,991
HAWLEY, DR DENI	97,129
HAYASHI, DR ALLEN	143,617
HAYES, DR KIRIEL OONA	38,905
HAYWARD, DR JAMES WILLIS	327,276
HAZMASTERS INC	80,052
HD MANAGEMENT INC	768,327
HEAD, DR STEPHEN	40,628
HEALTH CARE RELOCATIONS LTD	184,095
HEALTH EMPLOYERS ASSOCIATION OF BRITISH COLUMBIA	11,093,346
HEALTH HUB PATIENT ENGAGEMENT	812,523
HEALTHCARE BENEFIT TRUST	142,730,135
HEALTHCARECAN	81,414
HEALTHMARK LTD	559,034
HEALTHSPACE DATA SYSTEMS LTD	134,288
HEALTHTECH CONSULTANTS	64,243
HEART & STROKE FOUNDATION OF CANADA	34,286
HEASLIP, DR ASHLEY	38,403
HEGAN, DR KATHLEEN	251,195
HEGEDUS, DR CSABA	169,455
HEGEDUS, DR JANKA	65,311
HELIJET	30,503
HELP NURSING AGENCY INC	131,057
HELPSYSTEMS LLC	62,990
HEMMERICH, DR EVA	65,037
HENDERSON, DR GORDON	29,698
HENRI-BHARGAVA, DR ALEXANDRE	137,901
HENRY SCHEIN CANADA INC	87,431
HENTSCHEL, DR STEPHEN	789,272
HEPBURN, DR BETH	41,116
HERING, DR RAMM	296,409
HERITAGE FOOD SERVICE GROUP	91,031
HEROLD ENGINEERING LTD	39,606
HEWLETT PACKARD ENTERPRISE CANADA	313,319
HEWLETT PACKARD FINANCIAL SERVICES	5,277,077
HICKS, RUBY S	45,233
HIGGINS, DR ANTHONY	321,863
HIGH PURITY WATER SERVICES INC	140,880
HIGHWAY VIEW MEDICS	1,762,544
HIIYE'YU LELUM SOCIETY	220,459
HIKMA CANADA LTD	25,679
HILL, DR JAMES	51,544
HILLER, DR BRUCE	77,106

Vancouver Island Health Authority

Schedule of Payments to Suppliers of Goods and Services

For the Fiscal Year Ended March 31, 2023 (unaudited)

<b>Supplier Name</b>	<b>Total</b>
HILL-ROM CANADA LTD	1,099,882
HILLSIDE MEDICAL CENTRE - LADYSMITH	120,813
HINKLE, DR MOLLI	112,341
HIRST, DR GEORGIA	50,022
HIS KIDS CHILDCARE	54,618
HITZ , DR MICHAEL	109,263
HL DEMOLITION & WASTE MANAGEMENT	73,896
HME MOBILITY & ACCESSIBILITY	3,272,259
HOAG, DR NATHAN	27,946
HOAR, DR GLEN	51,597
HOBART FOOD EQUIPMENT GROUP CANADA	77,818
HODGSON, DR SARAH	58,174
HOECHSMANN, DR ALEXANDER	74,637
HOFER CONSTRUCTION	106,110
HOLDEN, DR REED	58,817
HOLLAND SQUARE GROUP LLC	25,121
HOLLAND, DR MARY	47,167
HOLLISTER LTD	159,540
HOLMES, DR THOMAS	54,898
HOLOGIC INC	839,100
HOME DEPOT	80,688
HOME HARDWARE	55,242
HOMEWOOD HEALTH INC	720,244
HONE CONSULTING	34,631
HONEYWELL LTD	1,268,121
HONEYWOOD, DR KALLIE	30,774
HORIZANT INC	211,035
HORN, DR CELINA	79,704
HORNBY & DENMAN COMMUNITY HEALTH CARE SOCIETY	887,365
HORVAT, DR DANIEL	117,240
HOSPITAL COMMONS INC	992,683
HOSPITALITY FURNISHINGS CANADA	62,810
HOUGHTON, DR PHILLIPPA	32,371
HOULE ELECTRIC LTD	1,702,669
HOULGRAVE, DR ALBERT	296,171
HOURIGANS CARPETS & LINOS LTD	142,218
HOUSTON, DR RUSSELL	157,083
HOVERMAN, DR ADAM	233,372
HOWARD, DR JULIA	668,991
HP CANADA CO	672,570
HP SALTSRING ASSISTED LIVING LTD	270,616
HUANG, DR BILL YUNXUAN	32,659
HUB CITY GLASS LTD	65,170
HUBLER, DR DANA	60,333

*Vancouver Island Health Authority*  
 Schedule of Payments to Suppliers of Goods and Services  
 For the Fiscal Year Ended March 31, 2023 (unaudited)

<b>Supplier Name</b>	<b>Total</b>
HUBNER, DR RURIK	55,256
HUDSON, DR MATTHEW	95,602
HUE, ROSE	27,199
HUISAMEN, DR CHARLES	319,676
HUMBER, DR NANCY	340,473
HUNT, DR HAROLD	43,792
HUNTER, DR SUSAN	192,822
HURST MANAGEMENT LTD	5,054,606
HUSTED, KAREN	61,936
HUTCHINSON, DR JAMES	27,293
HVAC RENTALS	116,103
IBI GROUP ARCHITECTS CANADA INC	84,715
IBM CANADA LTD	695,718
IDEON PACKAGING	28,034
IDM YOUTH SERVICES INC	864,628
IDOMAN CANADA	48,029
IKEMURA, DR MAKI	204,347
IMAGINE WIRELESS	186,780
IN THE GARDEN CHILD CARE CENTRE	40,634
INARI MEDICAL CANADA INC	113,000
INCEPTUA LTD	32,830
INDEED CANADA CORP	44,663
INDEPENDENT LIVING HOUSING SOCIETY	1,554,650
INDIVIOR	99,550
INFOR (CANADA) LTD	175,218
INFORM PLANNING INC	50,009
INGREY, DR JAMES	26,022
INNERVISIONS RECOVERY SOCIETY	64,165
INNOMAR STRATEGIES INC	355,923
INNOV8 DIGITAL SOLUTIONS INC	66,967
INNOVA MEDICAL OPHTHALMICS INC	215,102
INNOVATIVECOMMUNITIES.ORG	156,750
INO THERAPEUTICS LLC	157,774
INSTRUMED SURGICAL	46,026
INSTRUMENTATION LABORATORY CANADA	471,494
INSURANCE CORPORATION OF BRITISH COLUMBIA, THE	77,784
INTEGRA CANADA ULC	556,358
INTELERAD MEDICAL SYSTEMS INC	1,309,500
INTER MEDICO	801,595
INTERIOR HEALTH AUTHORITY	160,635
INTERSURGICAL LTD	88,079
INTERVENTIONAL MOCAP	112,500
IPAC CHEMICALS LTD	31,515
IRVINE, DR BRENDON	117,811

*Vancouver Island Health Authority*  
 Schedule of Payments to Suppliers of Goods and Services  
 For the Fiscal Year Ended March 31, 2023 (unaudited)

<b>Supplier Name</b>	<b>Total</b>
ISHWARLALL, DR SUJAY	31,013
ISL HEALTH (VICTORIA) GP	21,963,182
ISLAND COMMUNITY MENTAL HEALTH ASSOCIATION	4,079,135
ISLAND CORPORATION	64,020
ISLAND CRISIS CARE SOCIETY	1,209,984
ISLAND ENVIRONMENTAL HEALTH	78,217
ISLAND KEY COMPUTER LTD	756,137
ISLAND KEY SUPPLIES	33,534
ISLAND MEDCOM	1,101,304
ISLAND MEDIQUIP	1,642,647
ISLAND MONTESSORI HOUSE SCHOOL	33,942
ISLAND SEXUAL HEALTH SOCIETY	3,398,628
ISLAND TEMPERATURE CONTROLS LTD	171,644
ISLAND VIEW PLACE CARE INC	337,670
ISLANDS WEST MANUFACTURERS LTD	661,234
IVASC MEDICAL INC	91,313
J WATSON ROOFING CONSULTING INC	35,469
JAC-CELL MEDIC INC	39,457
JACKS, DR DUNCAN	33,904
JACKSON, DR EMMA	42,939
JACKSON, WILLIAM S	111,308
JAMES BAY COMMUNITY SCHOOL SOCIETY	59,562
JAMES BAY HEALTH & COMMUNITY SERVICES SOCIETY	206,482
JAN PRO VANCOUVER ISLAND	32,718
JANKOWSKI, DR THEODORE	110,819
JANSZ, DR MICHAEL	104,275
JAVAHERI, DR ERFAN	45,417
JAVANMARD, DR MAHAN	139,837
JAWANDA, DR ANTHONY	334,164
JAWL PROPERTIES LTD	714,229
JEFFERY, DR ANDREW	35,023
JELANI, DR ANWAR	149,349
JENKINS, DR CATHERINE	370,906
JERVIS, DR ANDREW	57,330
JESSHOPE, SARAH	157,917
JET LABEL AND PACKAGING LTD	103,024
JEWETT, DR ASHLEY	30,291
JIANG, DR HENRY	57,680
JIM PATTISON GROUP	39,236
JOHN COLLINS CONSULTING INC	60,382
JOHN HOWARD SOCIETY OF NORTH ISLAND	2,359,254
JOHNS, DR MICHAEL	69,947
JOHNSEN, DR WENDY	113,578
JOHNSON & JOHNSON MEDICAL PRODUCTS	11,748,860

Vancouver Island Health Authority

Schedule of Payments to Suppliers of Goods and Services

For the Fiscal Year Ended March 31, 2023 (unaudited)

<b>Supplier Name</b>	<b>Total</b>
JOHNSON, DR DAVID	144,268
JOHNSON, DR GEOFFREY	87,044
JOHNSTON, DR SHANA	29,094
JONES FOOD STORE EQUIPMENT LTD	45,137
JONES, DR CHRISTINE	155,951
JONES, DR COLIN	62,030
JONES, DR STEPHEN	229,940
JONKER, KARI	105,075
JORDAN, DR VICTOR	64,402
JORJORIAN PROPERTIES LTD	95,597
JOSHI, DR ABHINAV	348,040
JUBILANT DRAXIMAGE INC	246,407
JUREN, DR ANDREW	48,327
JUSSAK KIELLERMAN, DR EWA	200,617
JUST, DR CELESTE	64,745
JUSZKIEWICZ, DR PIOTR	35,927
KA:'YU:'K'T'H'/CHE:'K'TLES7ET'H'	67,925
KAGAN, DR MARY LOUISE	48,617
KAIKOV, DR TAL	69,842
KAISER, MONA	97,715
KAIZEN PLANNING AND DESIGN INC	26,702
KAJODY PROPERTY MANAGEMENT INC	64,436
KAKAWIS FAMILY DEVELOPMENT CENTRE	1,337,426
KALENCHUK, DR ANNA	112,695
KALKE, DR ROBYN	434,842
KANG, DR MARIA	114,920
KANNEGIESSER CANADA INC	45,875
KANUNGO, DR JAIDEEP	348,848
KAPONGO, DR TSHIBANGU	30,823
KARACH, JENNIFER	116,195
KARL STORZ ENDOSCOPY CANADA	1,277,392
KARL STORZ LITHOTRIpsy-AMERICA	43,029
KASK, DR JENNIFER	85,303
KASPER, JANISE	33,492
KAZEMI, DR POOYA	109,248
KCI MEDICAL CANADA INC	1,630,499
KEATING OUT OF SCHOOL CARE	55,949
KEELER, DR STEVEN	963,013
KEEPING HOUSE CARE FACILITY LTD	274,553
KEGO CORPORATION	26,821
KEIR SURGICAL LTD	1,749,513
KELLAND FOODS HOLDINGS LTD	273,597
KELLER, DR CONNOR	207,077
KELLERHALS, DR ERIKA	74,501

Vancouver Island Health Authority  
 Schedule of Payments to Suppliers of Goods and Services  
 For the Fiscal Year Ended March 31, 2023 (unaudited)

<b>Supplier Name</b>	<b>Total</b>
KELLY, DR ANDREW	151,471
KELLY, DR JILL	65,076
KELLY, DR PETER	58,266
KENNEDY LANDSCAPES	29,945
KENNEDY, DR AARON	93,320
KERRIE, DR JEFFREY	113,830
KERRY BEAUCHAMP	58,976
KESHMIRI, DR HESAMODDIN (HESAM)	254,664
KEY FOOD EQUIPMENT SERVICES	989,526
KHALID, DR FAIZA	359,676
KHORASANI, DR MOHAMMADALI	49,781
KHORASANI, DR SEPEHR	32,125
KHURRAM, DR SHAHZAD	169,812
KIA ORA REHABILITATION SERVICES	300,044
KIBSEY, DR PAMELA	80,572
KIDS & COMPANY LTD	98,539
KILVERT, DR VIVAN M	251,729
KIM, DR DAE KEUN	358,890
KIM, DR DENNIS	251,244
KIMBERLEY, DR NICHOLAS	102,436
KINAHAN, DR JOHN	36,743
KINETIC CONSTRUCTION LTD	3,955,089
KING, DR CHRISTOPHER	42,657
KING, DR KATHRYN	125,925
KIRSTEN REITE ARCHITECT INC	221,720
KISMAN, DR GLENN	26,532
KITNEY, DR LAUREN	29,787
KIWANIS PAVILION	8,830,301
KIWANIS VILLAGE LODGE	7,661,474
KLINGENBERG, DR KAREN	68,627
KLOMPJE, DR JAN	85,509
KLS MARTIN LP	122,745
KLUGE, DR HAGEN	32,250
KMS TOOLS AND EQUIPMENT LTD	39,108
KNIGHT, DR CAROLINE	54,356
KOBILJSKI, DR JASMINA	54,850
KOBLEY, GINELLE	158,212
KOHEN, DR SAMUEL	59,363
KOHNO, DR YUME	526,907
KOLODZIEJCZYK, DR DEAN	316,775
KONE INC	846,419
KORCHINSKI, RENE	157,500
KOROL, DR KRISTEN	98,476
KORONA MOLECULAR CORPORATION	614,320

Vancouver Island Health Authority  
 Schedule of Payments to Suppliers of Goods and Services  
 For the Fiscal Year Ended March 31, 2023 (unaudited)

<b>Supplier Name</b>	<b>Total</b>
KOSICK, DR THOMAS	159,061
KOTHARI, DR ROHAN	28,771
KOUWENBERG, DR JENNIFER	38,986
KOVAL, DR VALENTYNA	61,526
KOVEN TECHNOLOGY CANADA INC	36,621
KOZORIZ, DR KELSEY	142,882
KOZORIZ, DR MICHAEL	682,342
KPMG LLP	107,788
KRIEGLER, DR STEFAN	522,955
KROEKER, DR RACHEL	35,503
KRONOS INC	1,176,830
KUCA, DR TOMAS	92,316
KULKARNI, DR OMESHCHANDRA	26,130
KULKARNI, DR SADHANA	40,684
KUMAR, DR KANWAL	49,726
KUTNEY, DR GREGORY	36,436
KWA'LILAS HOTEL	27,720
KWASNICA, DR ANDREW	60,397
KYLE, DR KRISTI	34,755
KYUQUOT CHECLESEHT FIRST NATION	42,000
LA PORTE, DR DAWN	70,964
LABORATOIRE AGUETTANT	25,612
LABORIE MEDICAL TECHNOLOGIES INC	253,379
LABTICIAN OPHTHALMICS INC	226,885
LAERDAL MEDICAL CANADA LTD	474,402
LAI, DR KEVIN	96,738
Lajoie, DR JENNIFER	26,610
LAKESIDE GARDENS	384,456
LAM, DR ELAINE	31,939
LAM, DR KATHERINE	28,912
LAM, DR MORGAN	33,812
LAMB, DR JEFFERY	64,565
LAMBIOTTE, DR MARC	74,405
LAN, DR STEVEN	46,733
LANDAUER INC	30,757
LANDSIGHT GROUP	148,770
LANE, DR CHELSEY	142,513
LANGE, JENNIFER & DENIS	37,700
LANGFORD, DR MARK	103,179
LANGHEIMER, DR VERENA	122,716
LANTERN PROPERTIES LTD	428,072
LANTHEUS MEDICAL IMAGING	872,757
LANUKE, DR KATHRYN	62,569
LARSEN, DR GRANT	428,866

Vancouver Island Health Authority  
Schedule of Payments to Suppliers of Goods and Services  
For the Fiscal Year Ended March 31, 2023 (unaudited)

<b>Supplier Name</b>	<b>Total</b>
LASQUETI COMMUNITY ASSOCIATION	42,462
LATITUDE LIVING LTD	383,671
LAUGHREN, DR JAMES	37,329
LAURENCE, DR JENNIFER	349,847
LAURIE, DR ALEXANDER	42,825
LAW, DR IAIN	166,129
LAWRENCE, DR JULIE	67,882
LAWSON, DR MARK	337,561
LAXDAL, DR GRANT	51,294
LE GERS PROPERTIES INC	140,045
LE ROUX, DR THEODORUS	48,093
LEA, DR SARAH	173,572
LEAP FORWARD CHILDCARE	30,884
LEAVITT, JADE	152,500
LEBLANC, DR RYAN	70,728
LEE DUNCAN, BARBRA	71,250
LEE HECHT HARRISON	62,863
LEE, DR CHRISTINE	28,269
LEE, DR FRANCISCO	48,445
LEE, DR HOWARD	130,381
LEE, DR JASON	101,164
LEE, DR LINDA	39,465
LEE, DR LOGAN	47,236
LEE, DR SHUNG	49,567
LEECH-PORTER, DR KALEN	32,652
LEIA, DR ALLAN	520,834
LEICA MICROSYSTEM CANADA	905,959
LEIPOLDT, DR CARL	80,882
LEISHMAN, DR ROSE	164,513
LEJAY MYLENE	31,452
LEMAITRE VASCULAR ULC	415,086
LEMIRE-ELMORE, DR CHLOE	409,235
LESLIE, DR JASMINE	81,514
LESPERANCE, DR MARIA	196,933
L'ESPERANCE, DR MONICA	34,363
LEUNG, DR GABRIELLE	143,063
LEVI, DR JASNA	323,452
LEVY, DR NIMROD	56,746
LEWALL, TYLER AND CHARLENE	90,302
LEWIS, DR ANDREA	56,476
LEWIS, JENNIFER A	155,521
LEWKOWICH ENGINEERING ASSOCIATES LTD	32,840
LEXITOR MEDICAL CLINIC	871,599
LGF ENVIRONMENTAL SERVICES LTD	357,375



Vancouver Island Health Authority  
Schedule of Payments to Suppliers of Goods and Services  
For the Fiscal Year Ended March 31, 2023 (unaudited)

<b>Supplier Name</b>	<b>Total</b>
LIAISON MEDICAL	67,838
LIEBSCHER, DR RYAN	43,426
LIEPH, DR RYAN	113,916
LIFE SUPPORT ASSISTED LIVING SYSTEMS	25,594
LIFE TECHNOLOGIES INC	339,624
LIFEGUARD DIGITAL HEALTH INC	38,665
LIFELABS	3,450,157
LIFENET HEALTH CANADA	106,619
LIFEPOINT INFORMATICS	31,000
LIFESUPPORT AIR MEDICAL SERVICES	186,850
LIFEWORCS CANADA LTD	926,943
LINDE CANADA INC (FORMERLY PRAXAIR CANADA INC)	1,238,602
LINDSAY, DR ANNA	95,580
LINDSAY, DR GRAEME	110,691
LING, DR FRANCINE	35,407
LINKEDIN	49,458
LIPON, DR BRODIE DAVID	46,421
LISTON, DR FIONA	95,722
LITTLE WILD EARLY LEARNING INC	33,377
LIVANOVA CANADA CORP	91,065
LOAN PAYMENT 6755271005	187,132
LOBSINGER, DR MEGHAN	355,894
LOCKEY, DR ANDREW	37,619
LODGE ON 4TH SENIORS COMMUNITY	10,381,958
LOEWEN, DR KRISTA	42,110
LOEWEN, DR MICHAEL	39,347
LOGAN, DR ANGELA	43,483
LOKEN, DR STEVEN	276,194
LONDON DRUGS	88,776
LONG VIEW SYSTEMS CORPORATION	4,354,421
LONGMAN, DR SHANE	217,434
LOOKOUT HOUSING AND HEALTH SOCIETY	1,630,891
LOOMES, DR DUSTIN	36,811
LOSIER, DR JULIANA	343,724
LOUGHEED, DR SEAN	26,883
LOVE, DR ROBIN	167,146
LOW HAMMOND ROWE ARCHITECTS	31,991
LOW, DR ANDREW	688,168
LU, DR HUIYING	31,645
LUCKY DUCK MANAGEMENT LTD	138,568
LUMINEX CORPORATION	86,438
LUNACZEK-MOTYKA, DR EWA	293,328
LUND, DR MARK	124,351
LUNDBERG, RANDI	45,719

Vancouver Island Health Authority  
 Schedule of Payments to Suppliers of Goods and Services  
 For the Fiscal Year Ended March 31, 2023 (unaudited)

<b>Supplier Name</b>	<b>Total</b>
LUNDEEN, DR COLIN	68,053
LUSH VALLEY FOOD ACTION SOCIETY	86,250
LUTHER COURT SOCIETY	9,881,044
LYNDEN INTERNATIONAL LOGISTICS	32,508
M3 MECHANICAL CONSULTANTS INC	101,582
MAAQUTUSIIS HAHOULTHEE STEWARDSHIP SOCIETY	30,000
MABUHAY CLEAN TEAM	47,346
MACCULLOCH, DR KATHERINE	30,042
MACDONALD, DR LEAH	64,731
MACDONALD, DR RODERICK	26,688
MACDONALD, DR WILLIAM	252,967
MACDONALD, JOHN	71,233
MACDOUGALL, DR PETER	34,606
MACISAAC, DR RYAN	56,068
MACIVER, DR JOSHUA	45,589
MACKENZIE, DR JOHN	329,113
MACLELLAN, DR ADAM	36,642
MACLEOD, DR JESSICA	142,830
MACPHERSON, DR ANDREW	89,293
MACPHERSON, DR CAILAN	41,142
MACRAE, DR MICHAEL	25,957
MACS HEATING LTD	60,736
MADER INC, DR RYAN	116,575
MADRONA IMAGING INC	9,435,518
MAGEE, DR IAIN	112,976
MAGIER, DR MICHAEL	208,599
MAGUIRE, DR DOUGLAS	45,708
MAHER, DR DEVIANI	286,488
MAK, DR JANET	98,129
M'AKOLA HOUSING SOCIETY	2,126,639
MALAHAT FIRST NATION	36,565
MALIK, DR SAMAAD	39,955
MALLET, DR MARK	387,638
MALLOFF, DR CHAD	134,667
MALONE, DR MARILYN	339,026
MANDERS, DR GLEN	66,275
MANKTELOW INC, DR SCOTT	29,694
MANN, DR MANDEEP	46,315
MANN, DR MANJEET	2,190,892
MANREX LTD	150,777
MAN-SON-HING, DR MALCOLM	109,789
MANTHORNE, DR JANICE	29,396
MANVILLE, DR MARGARET	135,321
MAPLE TREE CHILDRENS CENTRE INC	115,440

Vancouver Island Health Authority  
 Schedule of Payments to Suppliers of Goods and Services  
 For the Fiscal Year Ended March 31, 2023 (unaudited)

<b>Supplier Name</b>	<b>Total</b>
MARCH OF DIMES CANADA	326,899
MARCO INVESTMENTS LTD	348,950
MARIA MONTESSORI ACADEMY	31,646
MARK, DR AI VAN SHELLY	32,436
MARRION, DR LESLIE	45,864
MARRIOTT INTERNATIONAL INC	78,102
MARSH CANADA LTD	8,811,696
MARSHALL, DR CARRIE	103,956
MARSHALL, DR JEANINE	36,117
MARSON MECHANICAL	37,452
MARTENS, DR BENJAMIN	240,724
MARTIN, DR KEVIN	57,104
MARTIN, DR NICOLE	151,155
MARTKET HEALTH	319,950
MARY WINSPEAR CENTRE	204,818
MASIMO CANADA ULC	1,113,804
MASKEY, DR JEAN	345,122
MASON, DR DWIGHT	47,248
MASUDA, DR VALORIE	241,735
MATEMISZ, DR LAURA	205,892
MATEREK, DR LUKASZ	36,336
MATHIAS, DR ANJA	383,536
MATOUS, DR JOHN	36,047
MATTHEWS STORE FIXTURES & SHELVING	31,247
MAWDSLEY, DR JAMES	25,266
MAYNE ISLAND IMPROVEMENT DISTRICT	31,418
MAZAHERI, DR SHARMEEN	45,910
MC ARDLE, DR BRIAN	149,400
MCADAM, DR DONALD	306,937
MARTHUR MEDICAL SALES INC	109,945
MCCALLAN, DR TARA	128,459
MCCOMB, DR ERIN	59,923
MCCUNE, STEPHANIE	50,000
MCDANNOLD STUART, STEWART	119,696
MCDERMITT, DEVLIN	232,963
MCDONALD, DR STACEY	217,318
MCELHANNEY CONSULTING SERVICES LTD	224,671
MCFADDEN, DR CAITLIN	31,218
MCGHEE, DR DOUGLAS	150,790
MCGINLEY, DR SAMANTHA	37,673
MCGOWAN, DR LIAM	146,084
MCGREGOR, DR DOUGLAS	76,764
MCGREGOR, DR ELSPETH	142,671
MCGREGOR, DR JANE	105,539

Vancouver Island Health Authority  
 Schedule of Payments to Suppliers of Goods and Services  
 For the Fiscal Year Ended March 31, 2023 (unaudited)

<b>Supplier Name</b>	<b>Total</b>
MCGUINNESS, DR BRANDON	49,880
MCHALE, DR ANNE	154,225
MCILWAINE, DR MARGARET (KIRSTY)	114,323
MCINNES, DR JAMES	33,288
MCINTYRE, DR GRANT	40,072
MCINTYRE, DR JENNIFER	33,551
MCINTYRE, DR KAREN	398,540
MCINTYRE, DR KATHERINE	224,461
MCINTYRE, LAURA	78,125
MCKEEN, DR KATHARINE	168,927
MCKENZIE, DR KARI-JEAN	36,677
MCKESSON CANADA	31,211,248
MCKESSON DISTRIBUTION PARTNERS	6,781,677
MCLAUGHLIN, DR JANICE	38,774
MCLAUGHLIN, DR MARK	134,960
MCLAUGHLIN, DR ORNA	167,854
MCLEOD, DR GRAHAM	29,702
MCLEOD, DR TROY	167,971
MCLUCKIE, DR CHANTAL	214,145
MCLUCKIE, DR DUNCAN	73,451
MCMaster CARR SUPPLY COMPANY	33,415
MCWILLIAMS, DR KATE	36,642
MEAD JOHNSON NUTRITION CANADA CO	53,965
MECATRON PRECISION	41,597
MED2020 SOFTWARE VANCOUVER INC	178,669
MEDELA MEDICAL PRODUCTS	226,333
MEDICAL ARTS CENTRE	1,457,167
MEDICAL INFORMATION TECHNOLOGY INC	628,538
MEDINET HEALTH SYSTEMS INC	77,571
MEDITEK	45,685
MEDI-VAN CANADA INC	3,883,189
MEDLINE CANADA CORP	6,654,957
MEDPRO RESPIRATORY CARE	725,180
MEDQUEST MEDICAL INC	51,535
MEDTRONIC CANADA ULC	11,522,783
MEHAFFEY, DR KATHERINE	31,040
MENARD, DR KEITH M	215,472
MENTAL HEALTH RECOVERY PARTNERS	55,569
MERCK CANADA LTD	8,571,309
MERIT FURNITURE	194,122
MERIT MEDICAL CANADA LTD	392,596
MESTELMAN, DR BRYAN	43,303
METCALFE, DR MICHAEL	27,069
METROWICH, DR PETER	230,606

Vancouver Island Health Authority

Schedule of Payments to Suppliers of Goods and Services

For the Fiscal Year Ended March 31, 2023 (unaudited)

<b>Supplier Name</b>	<b>Total</b>
MEVIS MEDICAL SOLUTIONS AG	82,875
MEYER, DR ALLAN	32,794
MEYER, DR FREDERICK	47,507
MICHEL, DR ALISON	219,740
MICRONOSTYX INC	346,258
MICROVENTION INC	33,217
MID ISLAND METIS NATION ASSOCIATION	92,588
MID ISLAND PENSIONERS AND HOBBYISTS	50,000
MIERZEWSKI, DR MACIEJ	127,394
MIHAILOVIC, DR ALEXANDRA	29,639
MILL BAY SYNERGY MALL LTD	28,249
MILLER, DR ANDREAS	359,772
MILLIKEN, DR MEGAN	339,216
MILLS, DR KELSEY	59,892
MILNE, DR DANIKA	224,629
MILNE, DR ERIC	309,412
MILNER TRUCKING	65,812
MING, DR VIVIAN	469,867
MINIMAX MEDIA LTD	39,707
MINISTER OF FINANCE	4,041,660
MINNAAR, DR ROY	28,549
MINOGUE MEDICAL INC	34,343
MIP INC	1,291,456
MITACS	47,250
MITCHELL PRESS LTD	30,459
MITCHELL, DR ROXANNE	28,306
MITOGEN DIAGNOSTICS CORPORATION	252,373
MODY, DR NAYHA	92,245
MOHAMEDALI, DR ZEID	78,619
MOHER, DR MATTHEW	111,599
MOISE, DR ROGER	63,266
MOLAVI, DR ARMON	178,965
MOLDOVEANU, DR ANDREI	50,393
MOMMSEN-SMITH, DR ANIK	94,879
MONK OFFICE SUPPLY	1,395,840
MONTERRA WEST HOMES LTD	102,525
MOORE, CHRISTOPHER	35,572
MOORE, DR GERALD	268,148
MORAN, DR JANE	49,852
MORDASIEWICZ, DR MERUNKA	101,058
MORLEY, DR REBECCA	39,555
MORRIS, DR CHESTER	60,396
MORRIS, DR TANIS	43,850
MORRISON, DR ANNE	302,874

*Vancouver Island Health Authority*

Schedule of Payments to Suppliers of Goods and Services

For the Fiscal Year Ended March 31, 2023 (unaudited)

<b>Supplier Name</b>	<b>Total</b>
MORRISON, DR KEVIN	40,899
MORRISON, DR SIDNEY	25,622
MORSE, DR JOHN	30,148
MOSS FINANCIAL CORP	150,669
MOSTACHFI, DR OMID	25,692
MOSURE, TANYA	241,863
MOTION (FORMERLY MOTION SPECIALTIES INC)	432,131
MOTION INDUSTRIES INC	43,159
MOUNT NEWTON CENTRE	492,920
MOUNT ST MARY HOSPITAL	16,726,897
MOUSA, DR NADIA	59,220
MOWACHAHT MUCHALAHT FIRST NATION	62,917
MTS LOGISTICS	103,379
MUDRI, DR MARTINA	91,899
MUEHLENBERG, DR BERND	26,717
MUELLER, DR KATELYN	195,357
MUISE, DR STEPHANIE	66,855
MUNICIPAL PENSION PLAN	233,426,913
MUNICIPALITY OF NORTH COWICHAN	26,734
MURPHY, DR KYLE	49,071
MURPHY, DR PATRICIA	193,651
MUSAJI, DR ANDREI	27,206
MUSCULOSKELETAL TRANSPLANT FOUNDATION	95,247
MVCC VIDEO COMMUNICATION	31,556
MYRA SYSTEMS CORP	233,906
MYRONUK, DR LONN	153,705
NAHAR, DR QAMRUN	145,311
NAI COMMERCIAL (VICTORIA) INC	341,979
NAI COMMERCIAL CENTRAL VANCOUVER ISLAND LTD	280,142
NAKANISHI, DR ALLISON	298,323
NAMGIS FIRST NATION	106,674
NANAIMO ABORIGINAL CENTRE SOCIETY	45,833
NANAIMO AFFORDABLE HOUSING	200,555
NANAIMO ASSOCIATION FOR COMMUNITY	102,204
NANAIMO BRAIN INJURY SOCIETY	195,663
NANAIMO CHILD DEVELOPMENT SOCIETY	88,513
NANAIMO DISTRICT SENIOR CITIZEN'S HOUSING DEVELOPMENT SOCIETY	685,971
NANAIMO EMERGENCY PHYSICIANS ASSOCIATION	9,404,312
NANAIMO FAMILY LIFE ASSOCIATION	45,576
NANAIMO FOODSHARE	27,000
NANAIMO ICU	3,633,480
NANAIMO SENIORS VILLAGE 3LLP	14,964,947
NANAIMO TRAVELLERS LODGE	12,693,445
NANOOSE FIRST NATION	40,833

Vancouver Island Health Authority  
 Schedule of Payments to Suppliers of Goods and Services  
 For the Fiscal Year Ended March 31, 2023 (unaudited)

<b>Supplier Name</b>	<b>Total</b>
NAPIER, DR JOLENE	163,125
NARSF PROGRAMS LTD	1,324,720
NASAGER, DR ADRIAN	45,010
NATAROS, DR ALEXANDER	105,128
NATHAN, DR JESSICA	119,598
NATHAN, DR ROBERT	28,800
NATIONAL SEATING & MOBILITY LTD	266,708
NATUS CANADA	283,610
NAWALAKW HEALING SOCIETY	50,000
NCS MEDICAL INC	86,637
NDEVE, DR GERALDO	66,825
NEILSON, DR ROBERT	30,360
NEL, DR JOHANN	235,981
NELL, DR HERMANN	73,282
NELSON, DR CHARLES	32,671
NESBITT, DR ARIEL	200,691
NESS, DR LARRY	52,786
NESS, DR MATTHEW	262,905
NEUROSOURCE MEDICAL	68,837
NEVELING, DR CHRISTOFFEL H	162,608
NEW HORIZONS CARE CENTRE	12,975,728
NEW IMAGE INTERIORS	77,081
NEWCOMBE, DR CHRISTOPHER	27,594
NEWMAN, DR DANIEL	306,445
NEWPORT PROPERTY MGMT LTD	248,510
NEXT DAY ACCESS	38,321
NEXTGEN HEALTHCARE INC	54,000
NEXUS PATIENT AND COMMUNITY CARE	577,211
NEY, DR PATRICK	111,864
NEZIL, DR FRANK	54,098
NG, DR JOSIAH	75,171
NGUYEN, DR ANNE	40,656
NGUYEN, DR GIANG	56,839
NHUCH, DR FANI	31,055
NI MHURCHU, DR ELAINE	145,365
NICHOLSON MECHANICAL LTD	92,090
NICOLE HART PHYSIOTHERAPIST CORP	38,230
NICOLL, DR ROBERT	33,996
NIELSEN, DR ANTHONY	86,320
NIELSEN, DR HARRY	241,327
NIELSEN, DR WILLIAM	30,779
NIKON CANADA INC	72,349
NIKOVA, DR TSVETELINA	137,481
NILSEN NUNN, DR APRIL	25,626

Vancouver Island Health Authority  
Schedule of Payments to Suppliers of Goods and Services  
For the Fiscal Year Ended March 31, 2023 (unaudited)

<b>Supplier Name</b>	<b>Total</b>
NIRWAN, DR AMARJIT	70,179
NISHIMURA, CHRISTINA	157,542
NIXON, DR SEAN	395,986
NO, KEUMJOO (HELEN)	157,500
NOMANI, DR SHAWN	89,853
NOORT INVESTMENTS	510,444
NORGARDEN ESTATES INC	449,006
NORGROVE, DR LEAH	42,503
NORTH ISLAND COLLEGE	227,507
NORTH ISLAND COMMUNITY SUPPORT	36,873
NORTH ISLAND CRISIS COUNSELLING	378,478
NORTH ISLAND MEDICAL CLINIC	159,598
NORTH ISLAND METIS NATION	52,333
NORTH ISLAND SUPPORTIVE RECOVERY SOCIETY	234,085
NORTH SALT SPRING WATERWORKS	44,165
NORTH WEST ENVIRONMENTAL GROUP	460,312
NORTON ROSE FULBRIGHT CANADA LLP	12,865,493
NOVA BIOMEDICAL CANADA LTD	38,076
NOVA CENTURY SCIENTIFIC INC	54,419
NOWELL FAMILY CARE HOME	54,358
NOWELL, DR ARIELLE	39,365
NRGH HOSPITALIST GROUP	7,470,851
NUAIRE INC	70,551
NUANCE COMMUNICATIONS INC	1,003,611
NUNWEILER, DR CHRISTINE	163,960
NUU-CHAH-NULTH TRIBAL COUNCIL	299,839
OAK BAY FAMILY PHYSICIANS	75,837
OAKLANDS COMMUNITY ASSOCIATION	102,394
OATES, DR JENNIFER	72,185
OBALLA REALTY LTD	312,100
OCEAN FALLS ENTERPRISES LTD	278,669
OCEANSIDE HOME REPAIRS	35,646
OCEANSIDE HOSPICE SOCIETY	28,157
OCEANVIEW MECHANICAL LTD	97,837
OCEANVIEW SENIORS MANOR	270,354
O'CONNELL, DR MEGHAN	44,991
OCONELL, DR NOAH	100,300
ODENDAAL, DR JEANNE	72,384
ODGERS BERNDTSON	81,469
OFIESH, DR JOHN	215,694
OHIAERI, DR CHINWEOKE	332,511
OHIAERI, DR ONYEMA	90,527
OKEREKE, DR SUNDAY	118,583
OKUDA, DR TIKA	27,812



Vancouver Island Health Authority

Schedule of Payments to Suppliers of Goods and Services

For the Fiscal Year Ended March 31, 2023 (unaudited)

<b>Supplier Name</b>	<b>Total</b>
OLESEN, DR PETER	31,489
OLUYEDE, DR GBENGA	43,048
OLUYEDE, DR KEHINDE	130,767
OLYMPUS CANADA INC	2,892,384
O'MALLEY, DR BRENDAN	111,041
O'MALLEY, DR THOMAS	100,125
OMNICELL INC	1,297,101
O'NEILL, DR MEGAN	76,983
ONEWORLD ACCURACY INC	104,807
ONLINE MOVING AND DELIVERY LTD	38,873
ONPOINT PERSONNEL INC	80,590
OOMMEN, DR TANIA	79,512
OOSTHUIZEN, DR RICHARD	25,630
OPHTHALMOLOGY CALL GROUP NRGH/CDH	165,000
OPPEL, DR CALEB	51,487
ORACLE CANADA	655,755
ORIGIN AT LONGWOOD	1,266,098
ORROM, DR WILLIAM	272,064
ORTHOCANADA INC	26,838
ORTHOPEDIATRICS CORP	50,671
ORTOPED INC	33,513
OSBORNE, DR ALYSON	359,288
OSSUR CANADA INC	156,215
OTREMBA, DR MIREK	29,967
OTTE, DR JESSICA	112,694
OTTO BOCK HEALTHCARE CANADA	197,420
OTTO, DR ALEXANDRA	206,020
OUR CHILDREN'S CENTRE SOCIETY	31,848
OUR PLACE SOCIETY	1,274,462
OXOID COMPANY	128,721
PACHEEDAHT FIRST NATION	45,833
PACIFIC CENTRE FAMILY SERVICES	4,634,834
PACIFIC COAST HEALTH SERVICES	168,264
PACIFIC CONTROLS LTD	102,545
PACIFIC HEART CHILDCARE INC	54,638
PACIFICA HOUSING ADVISORY	387,288
PACIFICA TREATMENT CENTRE SOCIETY	41,190
PAI, DR NARAYANA	170,334
PAKRASI, DR SANJEET	70,013
PALADIN SECURITY GROUP LTD	58,179
PALADIN TECHNOLOGIES INC	171,036
PALMER, DR GEOFFREY	27,278
PALMER, DR KAREN	65,002
PAQUETTE, DR MATTHEW	157,247

*Vancouver Island Health Authority*  
 Schedule of Payments to Suppliers of Goods and Services  
 For the Fiscal Year Ended March 31, 2023 (unaudited)

<b>Supplier Name</b>	<b>Total</b>
PARHAR, DR HARMAN	27,726
PARHAR, DR KULVEER	751,554
PARIS, DR MARC	112,939
PARK PLACE SENIORS LIVING INC	15,497,072
PARK, DR KIRILY	83,579
PARKDALE EARLY CHILDHOOD CENTRE	141,881
PARKIN ARCHITECTS WESTERN LTD	1,835,991
PARKSIDE HOTEL & SPA, THE	38,260
PARTLOW, DR ERIC	74,905
PARTNERSHIPS BRITISH COLUMBIA INC	975,076
PARTS TOWN LLC	44,643
PATEL, DR BHAVIKA	38,178
PATEL, DR DAMINIBAHEN	247,857
PATHAK, DR PARBEEN	48,447
PATRICK, SEAN	54,732
PATTERSON'S PLUMBING	41,163
PAWLUK, DR ALICIA	211,101
PBX ENGINEERING LTD	28,144
PC EXPRESS	77,754
PEARCE, DR JONATHAN	32,527
PEARLMAN & LINDHOLM	48,917
PEARMAN, JILL	239,611
PEARSON ASSESSMENT	123,365
PEDIATRIC INTENSIVE CARE UNIT	168,818
PEDRI, LYDIA	26,835
PEERLESS ENGINEERING SALES LTD	29,394
PEERS VICTORIA RESOURCES SOCIETY	1,143,297
PELLIGRA, DR GUSTAVO	447,231
PENA4 INC	203,117
PENDER ISLAND HEALTH CARE SOCIETY	211,197
PENHALL, DR JOHN	41,337
PENINSULA RECREATION COMMISSION	76,816
PENNER, DR MARCIO	43,162
PENNOCK, CHELSEA	34,122
PENNWOOD GROUP SERVICES LTD	228,203
PENTAX CANADA INC	2,157,869
PENUMBRA INC	801,855
PEOPLE FOR A HEALTHY COMMUNITY	284,159
PEPLER, DR PIERRE-FRANCOIS	413,652
PERCHINSKY, DR MICHAEL	65,739
PERCY, DR DEAN	43,168
PERCY, DR VANESSA	48,159
PERCY'S CLUBHOUSE	77,993
PERERA, DR ANOMA	289,022

Vancouver Island Health Authority  
 Schedule of Payments to Suppliers of Goods and Services  
 For the Fiscal Year Ended March 31, 2023 (unaudited)

<b>Supplier Name</b>	<b>Total</b>
PERFORMANCE HEALTH CANADA INC	171,656
PERRIN, DR ANDREW	28,800
PETROVIC, DR VANJA	51,179
PETRUNIA, DR DENIS	35,249
PEWARCHUK, DR JESSE	50,400
PEWARCHUK, DR WILLIE	234,636
PHAM, DR THUY NGA	258,703
PHANG, DR SEN HAN	93,927
PHARMASYSTEMS INC	188,917
PHILIPS HEALTHCARE	2,650,478
PHILLIPS, DR DREW	78,296
PHIPPS, DR BHREAGH	37,676
PHIPPS, DR KYLE	49,102
PHOENIX 4 ENTERPRISES LTD	163,889
PHONAK HEARING SYSTEMS	148,276
PHONIC EAR LTD (OTICON)	40,764
PHS COMMUNITY SERVICES SOCIETY	775,015
PICHE, DR STACEY	574,228
PICKERSGILL, DR ANDRE	58,209
PIENAAR, DR MARIUS PETRUS	26,479
PIER ST DEVELOPMENTS LTD	163,296
PIGHIN, GARRY AND TERRIE	48,351
PILLAY, DR BAVEN	62,965
PILLAY, DR THEVANISHA	370,928
PINCHIN ENVIRONMENTAL	108,829
PINEAU, DR HUBERT	82,700
PIRANI, SARAH	43,737
PLANET CLEAN LTD	49,486
PLANT, DR ELIZABETH	126,211
PLAYSTED SHEET METAL LTD	64,548
POLLITT, DR CHRISTOPHER	68,364
POLSON, DR ALASDAIR	26,451
POPA, DR CORNELIA	58,563
POPOVIC, DR DINA	57,168
PORT ALBERNI FAMILY GUIDANCE ASSOCIATION	48,702
PORT ALBERNI FRIENDSHIP CENTRE	172,712
PORT ALBERNI PHYSIOTHERAPY CLINIC	47,470
PORT ALBERNI SHELTER SOCIETY	1,069,664
PORT HARDY RV RESORT & LOG CABINS	58,581
POTERYKO, DR DEREK	114,964
POTTER-COGAN, DR LAURA	84,384
POTTS, DR JAYSON	50,074
POTTS, DR JOHN	28,024
POWER TRANMER ENTERPRISES INC	147,729

Vancouver Island Health Authority

Schedule of Payments to Suppliers of Goods and Services

For the Fiscal Year Ended March 31, 2023 (unaudited)

<b>Supplier Name</b>	<b>Total</b>
POWERCOM ELECTRIC LTD	102,955
PRADHAN, DR LAXMAN	111,738
PRECISION INSTRUMENT CARE LTD	45,347
PRECISION MEDICAL MONITORING LTD	84,457
PRECISION MICROSCOPE SERVICES LTD	36,062
PRENDERGAST, DR PHILIP	242,321
PRENDIVILLE, DR CATHERINE	92,520
PRENGER, DR JEREMY	63,917
PRICE WATERHOUSE COOPERS	45,121
PRICE, DR KELLY R PSYCH INC	58,450
PRICES ALARM SYSTEMS LTD	28,675
PRICES LOCK & SAFE	98,394
PRIME ENGINEERING LTD	375,343
PRIMED MEDICAL PRODUCTS INC	104,939
PRINSLOO, DR WILLEM	60,064
PRIOR ENGINEERING LTD	30,799
PRIOR, DR SCOTT BRADLEY	105,192
PRIVACYWORKS CONSULTING INC	113,597
PRO PACIFIC RESTORATION	704,562
PRO VITA CARE MANAGEMENT	138,712
PROACTIVE HOME CARE SERVICES LTD	252,386
PROCARE MEDICAL INC	50,046
PROCTOR, DR JAMES	25,237
PROCYON SECURITY GROUP	28,418
PROFESSIONAL CHOICE UNIFORM COMPANY	43,320
PROFESSIONAL MECHANICAL LTD	65,359
PROFESSIONAL ORTHOPEDIC PRODUCTS	42,864
PROGRESSIVE AUTOMATIONS INC	29,085
PROPP, DR DONALD	48,665
PROULX GLOBAL EDUCATION AND COMMUNITY FOUNDATION	37,727
PROVIDENCE HEALTH CARE	15,675,297
PROVINCE OF BC - EMPLOYER HEALTH TAX	37,512,761
PROVINCE OF BC - PROVINCIAL SALES TAX	1,505,423
PROVINCIAL HEALTH SERVICES AUTHORITY	84,250,587
PROVINCIAL LANGUAGE SERVICE	41,789
PRYCE, GLENDA	56,944
PUBLIC SERVICE PENSION PLAN	1,714,424
PUGH, DR LUCAS	34,932
PULLAN, DR RHODA	68,756
PUMA UTILITY MONITORING INC	42,234
PUROLATOR INC	652,918
PURZNER, DR RODERICK	28,767
PUTS, DR MARC	34,407
QM ENVIRONMENTAL	117,459

*Vancouver Island Health Authority*

Schedule of Payments to Suppliers of Goods and Services

For the Fiscal Year Ended March 31, 2023 (unaudited)

<b>Supplier Name</b>	<b>Total</b>
QUADIENT CANADA LTD	1,008,793
QUADRA ISLAND HEALTH SOCIETY	67,314
QUADRA PAINTING	95,051
QUALICUM MANOR	4,957,355
QUALITY FOODS	34,856
QUATTRO SEASONS MAINTENANCE INC	649,806
QUEST BOILERWORKS LTD	40,481
QUESTICA LTD	27,080
QUON, DR LEO	39,332
RABIEN, DR ANTON	39,271
RADHI, DR GHADA	357,496
RADIOMETER CANADA	383,548
RADIOWORKS	174,650
RAJALA, DR JENNIFER	30,448
RAJANI, DR IRFAN	375,253
RALPH'S RADIO LTD	117,164
RAM, DR ASHLEY	50,484
RAMSEY, DR JOHN BYRON GRANT	607,857
RAMSEY, DR ROBERT	25,259
RAMSTEAD HOLDINGS LTD	146,497
RAMSTEAD, DR CORY	26,805
RANDALL NORTH REAL ESTATE IN TRUST	35,973
RANDHAWA, DR GURDEESHPAL	124,968
RANDSTAD CANADA	228,903
RATTI, DR PAUL	35,298
RATZLAFF, DR ANDREA	108,566
RAY, DR JANET	210,782
RB ENGINEERING	36,073
READ JONES CHRISTOFFERSEN	76,103
REAGEN, PATRICE	62,750
REAL CANADIAN SUPERSTORE	111,667
REALSTREAM INCOME PROPERTIES	182,084
REBALANCEMD	1,163,649
REBNER, DR BRUCE	264,139
RECEIVER GENERAL FOR CANADA	466,554,640
RECKON, DR AMIE M	251,645
RED GIRL RISING MOVEMENT SOCIETY	62,000
RED LEAF MEDICAL INC	25,908
REDLINE GLASS LTD	247,456
REEVES, DR NANCY	108,516
REGENCY PLASTICS CO LTD	63,850
REGENMED LAKE SUPERIOR CENTRE FOR REGENERATIVE MEDICINE INC	39,438
REGIONAL DISTRICT OF MOUNT WADDINGTON	141,590
REGIONAL DISTRICT OF NANAIMO	76,459

Vancouver Island Health Authority

Schedule of Payments to Suppliers of Goods and Services

For the Fiscal Year Ended March 31, 2023 (unaudited)

<b>Supplier Name</b>	<b>Total</b>
REID, DR JOHN	173,584
REID, DR RICHARD	637,189
REID, DR RYAN	66,455
REISER, DR ERIKA	154,726
REMILLARD, DR ANDREW	66,128
RENNER, DR REGINA-MARIA	53,737
RESOURCE PLANNING GROUP INC	47,650
RESUSCITATION QUALITY IMPROVEMENT	34,248
REUHKALA, SATU	25,988
REVERA INC	802,031
REYNOLDS, DR WILLIAM	52,888
RFS CANADA	35,496
RGHELISERVICES CONSULTING INC	30,450
RICHARD M DELANEY & ASSOCIATES INC	59,472
RICHARDS, DR MELINDI	40,731
RICHMOND OUT OF SCHOOL CARE SOCIETY	38,945
RICHMOND PROPERTY GROUP LTD	315,304
RICKETSON, DR JEFFREY	54,849
RICOH CANADA INC	59,864
RIDDLER, DR COLIN	329,287
RIDEAU RECOGNITION SOLUTIONS INC	298,810
RIDLER, DR ANNE	541,056
RIENDL, DR JOHN	31,323
RIMMER, DR ARTHUR	32,846
RIMMER, DR ISABEL	88,372
RIMMER, DR TARA	141,577
RIOUX, DR KEVIN	63,827
RISEBRIDGE	46,000
RITENOUR, DR RUSTY	28,687
RITTER, DR KURT	42,933
RIVERCITY INCLUSION SOCIETY	100,567
ROADHOUSE BRESNAHAN CONSULTING INC	36,950
ROBACK, DR BARBARA	134,444
ROBBINS PARKING SERVICE LTD	1,619,921
ROBERTSON, DR DAVID	91,831
ROBERTSON, DR HEATHER	36,248
ROBERTSON, DR MATTHEW	35,030
ROBERTSON-MORE, DR CONNAL	54,996
ROBINSON, DR GLENN	27,551
ROBINSON, DR MATTHEW	60,764
ROCHE DIAGNOSTICS	1,292,138
ROCKLAND CARE SERVICES LTD	1,230,782
ROCKY POINT ENGINEERING LTD	72,923
RODCO INTERIORS FOR YOU	136,008

Vancouver Island Health Authority

Schedule of Payments to Suppliers of Goods and Services

For the Fiscal Year Ended March 31, 2023 (unaudited)

<b>Supplier Name</b>	<b>Total</b>
RODEN, DR KELSEY	105,684
RODGER, DR SHEILA	337,530
ROE, DR RICHARD	39,098
ROGERS COMMUNICATIONS INC	3,302,679
ROGERS, DR EVAN	95,894
ROGERS, DR JENNY	64,044
ROGERS, DR NEIL	159,790
ROH, DR CHRISTINE	31,733
RONALD, DR JOHN	84,646
ROPER GREYELL LLP	132,342
ROSS BAY HEALTH CENTRE	56,205
ROSS PLACE SENIORS RESIDENCE	710,049
ROSS, DR ALISON	31,169
ROTH, DR VICTORIA	72,265
ROUND, DR ANDREW	33,808
ROUNIS, DR ANNA	83,460
ROYAL CANADIAN LEGION	54,440
ROYAL PRINTERS	812,606
ROYAL ROADS UNIVERSITY	32,790
RSK MEDICAL INC	69,819
RUDECKI, DR SHIRLEY	49,774
RUDSTON-BROWN, DR BLAIR	143,449
RUFFELL & BROWN INTERIORS	41,135
RUSSELL-ATKINSON, DR RAINBOW	47,318
RUSTAD, DR CLARE	58,736
RUTA, DR THOMAS	129,246
RUTHNUM, DR MANDY	186,826
RYAN, DR JANE	42,718
RYCROFT, DR JORDAN	73,946
S ROGERS ABLE COMPANY LTD	49,980
SAANICH FIRST NATION ADULT CARE	497,480
SAANICH NEIGHBOURHOOD PLACE	163,534
SAANICH PENINSULA EMERGENCY PHYSICIANS ASSOCIATION	3,773,104
SAANICH SENIOR LIVING INC	996,312
SAANICH VOLUNTEER SERVICES	55,612
SAARI, DR CAROL-ANN	242,040
SACEVICH, DR CALEN	390,810
SACOR INC	67,674
SACZEK, DR JERZY	91,196
SADEGHI, DR MAHSA	34,096
SADLER, DR LEIGH	49,653
SADOUSKI, DR MARIA	116,967
SAETTLER, DR ERIK	66,563
SAFFY, DR SAMANTHA	117,173

Vancouver Island Health Authority  
 Schedule of Payments to Suppliers of Goods and Services  
 For the Fiscal Year Ended March 31, 2023 (unaudited)

<b>Supplier Name</b>	<b>Total</b>
SALEHMOHAMED, DR HUSSEIN	57,853
SALIENT MEDICAL SOLUTIONS	263,670
SALIKEN, DR DAVID	32,671
SALIKEN, DR JOHN	599,439
SALINA, DR DAVIDE	49,682
SALMON, DR KATELYN	56,160
SALT SPRING AND SOUTHERN GULF ISLANDS COMMUNITY SERVICES SOCIETY	187,634
SALUS GLOBAL CORPORATION	159,086
SALVATION ARMY, THE	11,006,867
SAMIR, DR NAFISA	327,553
SAMPHIRE, DR JOHN	748,025
SANDHU, DR NEELAM	798,868
SANDOZ CANADA INC	32,146
SANDWITH, DR EMILY	36,860
SANDWITH, DR SARA	31,300
SAPSFORD, DR GAVIN	190,327
SAPUTO DAIRY PRODUCTS CANADA GP	893,186
SAUNDERS, DR JANE	333,682
SAUTE-MOUTON, GARDERIE	31,397
SAVE ON FOODS	290,828
SAWCHUK, DR PAUL	330,480
SCAFFIDI ARGENTINA, DR SARINA	83,898
SCHACHTER, DR MICHAEL	66,218
SCHENK, LESLEY	33,458
SCHLATTER, DR BRUCE	325,368
SCHNEIDER, DR JANELLE	25,540
SCHNEIDER, DR KARA	200,403
SCHNEIDEREIT, DR NATHAN	32,458
SCHOOL DISTRICT #62	160,848
SCHOOL DISTRICT #68	50,140
SCHOOL DISTRICT #70	50,000
SCHOOL DISTRICT #79	50,000
SCHO'S LINE PAINTING LTD	45,821
SCHOVANEK, DR STEFAN	127,042
SCHWARTZENTRUBER, DR BENNET	36,068
SCHWARZ, DR NIELS	45,401
SCICAN LTD	443,579
SCOTT, DR DION	379,166
SCOTT, DR JAMES	66,631
SCOTT, DR SARAH	316,446
SEAFORD PHARMACEUTICALS INC	68,883
SEAGEN CANADA INC	812,940
SEARCHLIGHT PHARMA INC	70,248
SEAVIEW SENIOR HOUSING SOCIETY	254,969



Vancouver Island Health Authority

Schedule of Payments to Suppliers of Goods and Services

For the Fiscal Year Ended March 31, 2023 (unaudited)

<b>Supplier Name</b>	<b>Total</b>
SEBIA DIAGNOSTICS CANADA INC	151,360
SECURMEDIC	31,442
SEEGENE CANADA INC	536,427
SELDON, DR ROGER	53,377
SELECT MEDICAL CONNECTIONS LTD	12,197,903
SELINA, DR PAUL	35,210
SELKIRK MONTESSORI SCHOOL	48,701
SELKIRK SENIORS VILLAGE	30,925
SELKIRK SENIORS VILLAGE 3LLP	16,578,411
SELTENRICH, DR MICHAEL	48,649
SENIORS SERVING SENIORS	95,338
SEROWKA, DR PAWEL	26,091
SERVICE FIRST LTD	125,014
SERVICEMASTER CLEAN	50,801
SES CONSULTING INC	51,660
SHADMANI, DR RAMAK	58,685
SHAFONSKY, DR ERIC	204,494
SHAH, DR JUSTIN	30,686
SHANKS, DR DAVID	54,823
SHAPE PROPERTY MANAGEMENT CORP	117,577
SHAPIRO, DR CAL	54,562
SHARMA, DR KRISTINA	992,595
SHARPE, DAPHNE	89,602
SHATEX MANUFACTURING CORP	51,225
SHAVER, DR MARK	228,834
SHAVER, DR STEVEN	52,890
SHAW CABLE	1,876,132
SHELBOURNE FAMILY PRACTICE	1,151,051
SHELMARIE REST HOME	780,848
SHEPHERD, DR ROBERT	54,356
SHERWIN WILLIAMS CO	84,580
SHETTY, DR KARAN	559,202
SHOPPERS DRUG MART	87,503
SHORELINE MEDICAL SOCIETY	98,914
SHOWKRAFT PRODUCTION SERVICES LTD	34,461
SHRED-IT INTERNATIONAL ULC	95,010
SI SYSTEMS	121,501
SIDHU, DR RAJAT	366,358
SIDNEY ALL CARE RESIDENCE	384,849
SIDNEY SENIOR CARE LTD	595,244
SIEDLECKI, DR JACQUELINE	42,240
SIEMENS CANADA LTD	9,218,810
SIERRA SYSTEMS GROUP INC	508,035
SIGMA-ALDRICH CANADA CO	46,352

Vancouver Island Health Authority

Schedule of Payments to Suppliers of Goods and Services

For the Fiscal Year Ended March 31, 2023 (unaudited)

<b>Supplier Name</b>	<b>Total</b>
SILVER FERN STAINLESS LTD	48,773
SILVER THREADS SERVICES	95,470
SILVER, DR LESLEY	72,123
SILVER, DR STUART	29,822
SILVERFERN HOLDINGS LTD	62,143
SIMCOFF, DR MICAH	26,294
SIMICE, DR PETER	541,425
SIMMONS, DR DEANNA	42,258
SIMON FRASER UNIVERSITY	393,671
SIMPLY PURE ICE AND WATER	41,923
SIMPSON CONTROLS LTD	67,429
SIMS, DR DAVID	46,056
SIMSON MAXWELL	57,143
SINAI, DR JOANNE	86,288
SINCLAIR DENTAL CO	40,338
SINCLAIR, DR BRIAN	170,845
SINCLAIR, KEVIN	49,820
SING, DR KRISTEN	337,995
SINGAL, DR ROHIT	55,088
SINGH, DR JASJEET	48,183
SINGLETON, DR JOHN	117,521
SINTON, DR GEOFFREY	153,105
SIR JAMES DOUGLAS OOSC SOCIETY	61,239
SIU, DR TUNG	102,865
SK PROPERTIES LTD	150,715
SKINNARLAND, DR ELLEN	107,892
SKINNIDER, DR DOUGLAS	25,910
SKYBLUE CLEANING CORPORATION	74,467
SKYE CRAWFORD, DR LAUREN	28,423
SKYLINE COMMERCIAL MANAGEMENT INC	76,283
SKYLINE ENGINEERING LTD	54,691
SLAKOV, DR HOLLY	54,979
SLAWNYCH, DR MICHAEL	64,818
SLEEP-COUNTRY CANADA	47,799
SLEGG LP	41,152
SLOBODIAN, DR PATRICK	54,954
SMALLTOWN VENTURES LTD	163,048
SMARTSET MOBILE HAIRDRESSERS	72,819
SMIT, DR CECILE	43,777
SMIT, DR DIRK	138,965
SMIT, DR JACQUES-HENRI	104,476
SMIT, DR JOHAN	39,377
SMIT, DR MARIA	155,490
SMITH & NEPHEW SURGICAL DIVISION	488,987

Vancouver Island Health Authority  
 Schedule of Payments to Suppliers of Goods and Services  
 For the Fiscal Year Ended March 31, 2023 (unaudited)

<b>Supplier Name</b>	<b>Total</b>
SMITH, DR ERASMUS	65,474
SMITH, DR KENNETH	386,242
SMITH, DR KESH	55,983
SMITH, DR NICOLE	66,341
SMITH, DR PHILIP	136,545
SMITH, DR THANE	228,246
SMITH, HEIDI	37,056
SMITHS MEDICAL CANADA LTD	305,630
SMUSHKIN, DR GALINA	28,119
SMYTH, DR DOROTHY IRENE	48,289
SNC LAVALIN CONSTRUCTORS	3,675,000
SNODGRASS, DR JAMES	42,155
SNUNEYMUXW FIRST NATION	381,871
SOCIETY OF SAINT VINCENT DE PAUL	86,760
SOFTCHOICE	69,361
SOFTLANDING SOLUTIONS INC	72,543
SOHMER, DR STEPHEN	38,734
SOLANKI, DR CLOE	43,242
SOLID OUTREACH SOCIETY	2,415,795
SOLUTIONS STAFFING INC	26,573,579
SOMAGEN DIAGNOSTICS INC	476,968
SOMERVILLE, DR JEFFREY	36,627
SONG, DR WEI-YI	269,316
SONGHEES NATION	74,759
SOOKE ELDERLY CITIZENS HOUSING	3,889,581
SOOKE FAMILY RESOURCE SOCIETY	301,750
SORENSEN, SARA	228,380
SORIN BIRLIGA ARCHITECT	89,806
SOUTH COAST ELECTRIC LTD	490,438
SOUTH FLORIDA GRASSING INC	253,288
SOUTH ISLAND HOSPITALISTS INC	518,376
SOUTH VANCOUVER ISLAND ZONE HOUSING	417,430
SOUTHERN BUTLER PRICE LLP	62,990
SOUTHMEDIC INC	483,508
SPECIALIZED STAINLESS SOLUTIONS INC	49,578
SPECTRAMEDX INC	153,382
SPECTRUM MOBILE HEALTH INC	28,088
SPEEDY STEVE'S SERVICES	136,040
SPICERS CANADA LTD	319,605
SPINK, DR AMY	322,472
SPIVACK, DR ADAM	127,597
SRV DEVELOPMENTS LTD	147,377
SSA QUANTITY SURVEYORS	80,388
STAMP-VINCENT, DR CHRISTOPHER	69,277

Vancouver Island Health Authority  
Schedule of Payments to Suppliers of Goods and Services  
For the Fiscal Year Ended March 31, 2023 (unaudited)

<b>Supplier Name</b>	<b>Total</b>
STAN THOMPSON AUTO UPHOLSTERY	26,066
STANFORD SENIORS VILLAGE 3LLP	14,116,165
STANGER, DR DYLAN	72,945
STANSFIELD, DR ZACHARY	363,495
STANTEC	811,532
STAPLES	1,860,689
STARLINE WINDOWS	33,579
STAVRAKOV, CRYSTAL	157,500
STAXI CORPORATION LTD	47,286
STEFANI, DR NATHAN	27,984
STEGEMAN, DR AMELIA	50,388
STEHURA, DR MICHELLE	550,068
STEINRATHS, DR MICHELLE	169,180
STELLER ARCHITECTURAL CONSULTING	78,136
STENE, DR ALEXANDRIA	366,158
STEPHENSON, DR TRACEY	145,198
STERICYCLE COMMUNICATION SOLUTIONS	104,287
STERIS CANADA INC	1,863,785
STEVE, DR EZEKIAL	44,706
STEVENS COMPANY LTD, THE	15,904,028
STEVENS, RACHELLE	75,000
STEWART, KERRY	152,500
STOCKLEY, DR KATRINA	33,979
STONE, DR JAMES	33,647
STOYNOVA, DR VALERIA	35,824
STQEEYE' LEARNING SOCIETY	50,000
STRANG, LINDSEY	146,667
STRATA HEALTH SOLUTIONS	791,745
STRATHCON INDUSTRIES INC	28,797
STRATHCONA GARDENS	53,450
STRATHCONA REGIONAL DISTRICT	166,331
STRAUSS, DR JOHN	145,213
STRINGER, DR HENRY	32,392
STRYKER CANADA ULC	13,953,930
STUART OLSON CONSTRUCTION LTD	13,077,183
STUART, DR CHRISTOPHER	163,332
STUBBS, DR ESTHER	203,429
STUDER GROUP CANADA	126,925
SUDDEN TECHNOLOGIES	938,095
SUGARS, DR BENJAMIN	46,743
SUMMER BREEZE OUT OF SCHOOL CARE	25,057
SUN, DR CHARLES	107,482
SUN, DR JOHN	32,671
SUNNYFIELD SUPPLIES INC	41,921

Vancouver Island Health Authority  
Schedule of Payments to Suppliers of Goods and Services  
For the Fiscal Year Ended March 31, 2023 (unaudited)

<b>Supplier Name</b>	<b>Total</b>
SUNOVION PHARMACEUTICALS CANADA	964,846
SUNRISE NORTH SENIOR LIVING LTD	914,111
SUNSHINE EARLY CHILDHOOD CENTRE	28,426
SUPERIOR PROPANE	589,034
SUPERIOR TESTING SERVICES INC	91,563
SURESWIFT WORLDWIDE INC	33,000
SURGICAL CENTRES INC	3,971,947
SURGICAL PRODUCTS SPECIALTIES	258,718
SUTMOLLER, DR ROBIN	49,597
SUTTONBROWN, DR MARTIN	42,253
SWAMY, DR PRAMOD	60,256
SWANSON, DR KEVIN	31,070
SWANSON, DR TAYLOR	27,530
SWEENEY, DR DESMOND	157,178
SWIFTSURE TAXI CO LTD	127,724
SWIGGUM, DR ELIZABETH	52,276
SYSAK, DR DANIEL	40,087
SYSCO	4,420,753
SYSMEX CANADA INC	80,468
TACTIVOS INC	36,013
TADROS, DR CHRISTINA	87,514
TAFTI, DR ALI	27,365
TAKATA, DR DILLON	312,044
TAKE A HIKE YOUTH AT RISK	58,317
TALARICO, DR BRIAN	78,498
TALBOT, DR MARTHA	28,773
TAM, DR TERENCE	40,374
TAMURA WELLS, DR JESSICA	144,942
TAN, DR AMY	68,263
TANG, DR JONATHAN	608,320
TAYCO PAVING COMPANY	54,495
TAYLOR, DR CHRISTOPHER	82,706
TAYLOR, DR JODY	121,571
TAYLOR, DR RICHARD	25,895
TAYLOR, HEATHER	147,217
TC THERMENEX INC	26,250
TEDDER, DR ALISON	52,756
TEIXEIRA, DR MARC	94,595
TELADOC HEALTH CANADA INC	50,215
TELCOR INC	31,964
TELEFLEX MEDICAL CANADA INC	1,922,067
TELETRACKING TECHNOLOGIES INC	145,666
TELLIER, DR SYLVIE	51,540
TELUS COMMUNICATIONS	5,456,882

Vancouver Island Health Authority

Schedule of Payments to Suppliers of Goods and Services

For the Fiscal Year Ended March 31, 2023 (unaudited)

<b>Supplier Name</b>	<b>Total</b>
TEMPARMOUR REFRIGERATION	29,997
TENG, DR FLORA FANG HWA	42,295
TERMINIX CANADA LTD	92,809
TERUMO MEDICAL CANADA INC	1,144,616
TESSARO, DR MARK	328,591
TFL TECHNOLOGY FOR LIVING SOCIETY	748,733
TFORCE FINAL MILE	2,048,609
THERAPEUTIC RESEARCH	28,698
THERMO FISHER SCIENTIFIC	1,312,590
THERON, DR JAN	71,381
THIBEAULT, DR AMY	66,696
THIBODEAU, DR LINDI	457,605
THIBODEAU, DR MELINA	188,900
THINK COMMUNICATIONS INC	42,718
THINK RESEARCH CORPORATION	61,225
THOMAS, DR ADAM	48,863
THOMAS, DR TRACE	71,821
THOMIS ELECTRIC LTD	216,388
THOMPSON AHERN & CO LTD	84,854
THOMPSON, DR COURTNEY	93,844
THOMPSON, DR ELIZABETH	315,273
THORNE, DR TRACEY	359,993
THORPE, DR DOMINIC	229,221
THP PARTNERSHIP	25,850,642
THRESHOLD HOUSING SOCIETY	844,927
THRIFTY FOODS	167,314
TIERNEY, DR SHAUNA	295,751
TIGH-NA-MARA RESORT	61,723
TIISLAR, DR MILVI	307,558
TILLICUM LELUM ABORIGINAL SOCIETY	1,362,970
TINGUE CANADA ULC	42,923
TINMOUTH, DR WILLIAM	58,796
TINSMITH MECHANICAL LTD	31,801
TIPPLE BSCN RN, CONNIE	28,655
TK ELEVATOR CANADA LTD	175,194
TLA-O-QUI-AHT FIRST NATIONS	45,833
TODD, LAURA	37,500
TOEWS, ALBERT & JANET	124,987
TOFINO MOCAP	256,000
TOLHURST, DR STEFAN	230,051
TOMLINSON, DR COREY	59,739
TOOM, DR MATTHEW	106,889
TOP LINE ROOFING LTD	423,138
TORSTENSEN, DR ERIC	35,342

Vancouver Island Health Authority  
Schedule of Payments to Suppliers of Goods and Services  
For the Fiscal Year Ended March 31, 2023 (unaudited)

<b>Supplier Name</b>	<b>Total</b>
TOTAL POWER INC	103,881
TOTAL PREPARE INC	68,530
TOTH, DR GARY	34,093
TOWEIR, DR ANAS	182,215
TOWER FENCE PRODUCTS LTD	25,105
TOWERS, DR MEGHAN	52,295
TOWN OF QUALICUM BEACH	140,564
TOWN OF VIEW ROYAL	472,142
TOWNSHIP OF ESQUIMALT	85,484
TPS CONSULTING LTD	57,084
TRANE CANADA ULC	442,734
TRANSLOGIC LTD	401,031
TRAVIS PENNOCK FCH	73,587
TRI CITY FINISHING	44,412
TRI-EAGLE DEVELOPMENT CORPORATION	884,486
TRINITY ANGLICAN & LUTHERAN CHURCH	33,160
TRIPLE D HOLDINGS LTD	224,847
TROTTIER-BOUCHER, DR MARIE-NOELLE	30,906
TROUSDELL, JORDAN	57,083
TROY ELECTRIC SALES & SERVICE LTD	86,682
TROY LIFE & FIRE SAFETY LTD	252,307
TRUANT, DR RYAN	54,654
TRUDELL HEALTHCARE SOLUTIONS INC	493,305
TRUELSON, DR SARAH	330,374
TRUTER, DR ANDRE	72,939
TRUTSOV, DR ZDRAVKO	60,724
TSANG, DR TREVOR	35,711
TSARTLIP FIRST NATION	83,315
TSAWOUT FIRST NATION	73,497
TSESHAHT FIRST NATION	45,833
TS'EWULTUN HEALTH CENTRE	117,000
TSEYCUM FIRST NATION	119,307
TSG MEDICAL INC	92,405
TSUNAMI SOLUTIONS LTD	81,465
TUCK, DR KEIRAN	42,372
TUNG, DR TARANJIT	50,028
TURA, DR ALFREDO	38,599
TURNER, DR CHRISTIAN	32,660
TURNER, DR JODIE	68,540
TUX INVESTMENTS LTD	29,879
TYCO INTEGRATED FIRE AND SECURITY	130,906
TYRRELL, DR ANDREW	85,556
UCHUCKLESAHT TRIBE GOVERNMENT	65,833
UCLUELET FIRST NATION	28,500

*Vancouver Island Health Authority*  
 Schedule of Payments to Suppliers of Goods and Services  
 For the Fiscal Year Ended March 31, 2023 (unaudited)

<b>Supplier Name</b>	<b>Total</b>
ULINE SHIPPING SUPPLY SPECIALIST	714,952
ULTRA RAY GROUP	309,403
ULTRATECH INTEGRATION & ANALYTICS	47,429
UMANO MEDICAL	351,195
UMBRELLA SOCIETY FOR ADDICTIONS AND MENTAL HEALTH	1,981,991
UNDER THE UMBRELLA PRESCHOOL	39,926
UNGER, DR JEFFREY	45,663
UNIVERSITY OF BRITISH COLUMBIA	392,306
UNIVERSITY OF VICTORIA	1,860,781
UNIVERSITY PLAZA FAMILY PRACTICE	1,422,079
UNTERSCHULTZ, DR LYNN	358,163
UPPAL, HARDIP	163,466
UPTODATE INC	458,808
URBAN TREE CARE LTD	75,527
VALLEY CARE MEDICAL	44,087
VALLEYMED INC	37,612
VALLY, DR TOMAS	43,734
VAN AERDE, DR LISA	58,141
VAN AERDE, DR TIM	60,895
VAN ALLEN, DR MARGOT	136,263
VAN BRED, DR DEVON	45,711
VAN DER LUGT, DR H	74,346
VAN DER WATT, DR LEON	57,278
VAN ES, DR CAROLINE	92,202
VAN ROOY, DR CHARLES	67,553
VAN TONGEREN, DR CHAD	80,195
VAN VALKENBURG, DR CODY	25,782
VAN VIEGEN, BRITTANY	157,500
VAN ZYL, DR ANNELEEN	26,656
VANCOUVER COASTAL HEALTH AUTHORITY	27,021
VANCOUVER ISLAND CLINICAL PATHOLOGY	7,766,063
VANCOUVER ISLAND CONFERENCE CENTRE	81,208
VANCOUVER ISLAND CRISIS LINE	331,005
VANCOUVER ISLAND IBD CLINIC	300,000
VANCOUVER ISLAND KIDS KLUB CENTRE	186,433
VANCOUVER ISLAND MENTAL HEALTH SOCIETY	3,111,323
VANCOUVER ISLAND NEUROSURGICAL FOUNDATION	32,568
VANCOUVER ISLAND PERSONS LIVING WITH AIDS SOCIETY	140,928
VANCOUVER ISLAND PROVIDENCE COMMUNITY ASSOCIATION	371,653
VANCOUVER ISLAND UNIVERSITY	121,950
VANCOUVER ISLAND WOMENS CLINIC	262,098
VANDERPUTTEN, DR MARILYN	79,820
VANDERVEEN, DR JORDYN	56,768
VANTAGE ENDOSCOPY INC	518,187



*Vancouver Island Health Authority*

Schedule of Payments to Suppliers of Goods and Services

For the Fiscal Year Ended March 31, 2023 (unaudited)

<b>Supplier Name</b>	<b>Total</b>
VEER HOLDINGS	2,605,566
VEERAPEN, DR VALMIKI	30,344
VELAZQUEZ, DR RICARDO	26,044
VELEVA, DR VELISLAVA	36,573
VERHEUL, DR PETER	59,602
VERHULST, DR LORNE	74,674
VERITIV CANADA INC	997,058
VERITY PHARMACEUTICALS INC	94,331
VERMA, DR RAMITA	38,723
VERNACARE CANADA INC	37,881
VERONNEAU, KIM	236,956
VERVE MEDICAL PRODUCTS INC	69,523
VETHANAYAGAM, DR ADRIAN	51,530
VFORCE INC	1,327,548
VICTORIA BATTERY	91,867
VICTORIA BOX & PAPER	114,443
VICTORIA BRAIN INJURY SOCIETY	209,511
VICTORIA CARDIAC REHAB SOCIETY	30,741
VICTORIA CHINATOWN CARE CENTRE	2,910,165
VICTORIA COMPOUNDING PHARMACY	38,753
VICTORIA CONTRACTING & MUNICIPAL MAINTENANCE CORPORATION	404,502
VICTORIA COOL AID SOCIETY	10,434,520
VICTORIA CRITICAL CARE PHYSICIANS	5,546,830
VICTORIA EMERGENCY PHYSICIANS ASSOCIATION	14,286,401
VICTORIA HOSPITALS FOUNDATION	2,762,207
VICTORIA KIDS OUT AND ABOUT	28,349
VICTORIA MEDICAL SOCIETY	66,484
VICTORIA NATIVE FRIENDSHIP CENTRE	806,007
VICTORIA PATHOLOGY CONSULTING CORP	8,362,230
VICTORIA PRIMARY CARE SOCIETY	605,830
VICTORIA PSYCHIATRY MEDICAL CARE GROUP	1,288,497
VICTORIA RADIOLOGY CONSULTING INC	20,908,513
VICTORIA WEST COMMUNITY ASSOCIATION	26,452
VICTORIA YOUTH CLINIC SOCIETY	404,612
VICTORIA YOUTH EMPOWERMENT SOCIETY	743,431
VIDKA HOLDINGS LTD	1,516,229
VIEW ROYAL MATERNITY & FAMILY PRACTICE	302,086
VIGIL HEALTH SOLUTIONS INC	114,150
VIKING FIRE PROTECTION INC	57,210
VILJOEN, DR MARK	138,483
VINET, JANE	42,344
VIRMANI, DR DIVYA	56,177
VISIONARY GLASS INC	28,513
VITALAIRE	1,173,922

Vancouver Island Health Authority  
 Schedule of Payments to Suppliers of Goods and Services  
 For the Fiscal Year Ended March 31, 2023 (unaudited)

<b>Supplier Name</b>	<b>Total</b>
VOCERA COMMUNICATIONS INC	440,808
VOLUNTEER VICTORIA	152,797
VON SYCHOWSKI, DR JONAH	41,114
VOON, DR FREDERICK	38,022
VOORHOEVE, DR PAUL	36,007
VOSTRCIL, YARRA	32,413
VOYER, DR STEPHANE	150,519
VU, DR MARK	94,677
VWR INTERNATIONAL CO	265,003
WACHOWICH, DR DONNA	29,925
WACOR HOLDINGS LTD	94,313
WADE, DR KEVIN	157,587
WAHEED, DR ATIYA	296,648
WAHID, DR KHALID	448,711
WAIVIN FLAGS TAXI	72,965
WALE, DR JASON	31,808
WALKER, DR CHRISTINA	65,362
WALLACE, DR KERRETT	42,176
WALMAN, BRADIE	150,417
WALMART CANADA INC	166,089
WALMSLEY, DR ROGER	167,673
WALSH, DR COLEEN	205,726
WALTON, DR ALEC	179,055
WAMBERA, DR KATHERINE	108,673
WANG, DR PO CHI ANGELA	28,180
WARBRICK, DR IAN	149,636
WARD, DR JAMIESON	36,525
WARMLAND WOMENS SUPPORT SERVICES	27,183
WARREN, DR DANIEL	637,187
WASHINGTON PARK MEDICAL	123,749
WATERHOUSE, DR JENNIFER	650,865
WATERMAN, DR SOPHIE	134,270
WATSON, DR JONATHAN	538,263
WAUTHY, DR PETER	374,182
WAYFAIR	31,503
WCGH ANESTHESIA MOCAP	225,000
WEATHERHEAD, DR BRENT	52,160
WEBB, DR NEIL	72,373
WEBSTER, DR DEVON	159,532
WELCH ALLYN CANADA LTD	157,589
WELCH, DR DAVID	51,426
WELL BEING SENIORS SERVICES LTD	59,146
WELLESLEY SENIORS VILLAGE 3LLP	814,082
WELLINGTON, DR STEPHEN	184,791

*Vancouver Island Health Authority*  
 Schedule of Payments to Suppliers of Goods and Services  
 For the Fiscal Year Ended March 31, 2023 (unaudited)

<b>Supplier Name</b>	<b>Total</b>
WELLS, DR BRYAN	119,354
WESCO DISTRIBUTION CANADA LP	369,083
WESCOR CONTRACTING LTD	51,067
WESLEY, DR JENNIFER	155,822
WESSEL, HEIDI	75,753
WESSELS, DR MARIE-LOUISE	153,104
WEST CARE MEDICAL LTD	99,273
WEST COAST FAMILY MEDICAL CLINIC	144,273
WEST COAST INDEPENDENT LIVING	805,685
WEST COAST NATIVE HEALTH CARE	4,326,415
WEST ISLE HEATING & COOLING	40,679
WEST ISLE INDUSTRIES LTD	103,089
WEST PACIFIC CONSULTING GROUP	142,178
WEST SHORE LODGE LTD	404,449
WEST SHORE PARKS AND RECREATION SOCIETY	164,861
WESTBURNE ELECTRIC SUPPLY	30,481
WESTCARE HEALTH SUPPLIES LTD	395,419
WESTCOAST COMMUNITY RESOURCES	109,455
WESTECH SYSTEMS FM INC	200,343
WESTERN MEDICAL CONTRACTING	9,727,994
WESTJET	56,365
WESTPLAY CORP	35,611
WESTWARD MEDICAL	588,493
WESTWIND MEDICAL CLINIC	1,598,257
WEXFORD CREEK SENIORS COMMUNITY	10,212,879
WHEELS FOR WELLNESS	769,055
WHETTER, DR KEVIN	33,941
WHITEHILL, DR KELLIE	96,605
WICKENS, DR JENNIFER	117,444
WIENS, DR CHRISTIAN	203,687
WIENS, DR ROBYN	254,316
WIGGERS, DR JORIS	133,728
WIGGINS, DR JOSHUA	109,218
WIJAYANAYAGAM, DR AKUSHLA	117,680
WILDER, DR JESSICA	70,058
WILEY, DR ELIZABETH	31,411
WILHELM, DR ANDREA	167,351
WILKINS, DR JACOB	87,534
WILLIAMS, DR BEN	157,795
WILLIAMS, DR DOROTHY	906,195
WILLIAMS, DR KRISTINA	68,889
WILLIAMS, DR RUSSELL	176,471
WILLIAMS, DR SCOTT	37,849
WILLISTON, DR LUKE	58,529

Vancouver Island Health Authority

Schedule of Payments to Suppliers of Goods and Services

For the Fiscal Year Ended March 31, 2023 (unaudited)

<b>Supplier Name</b>	<b>Total</b>
WILMAT SERVICES INSULATION	35,735
WILSON & PROCTOR LTD	44,771
WILSON INC, DR LINDA LOUISE	139,408
WILSON, DR IAN	37,345
WILSON, DR RONALD	128,406
WILSON, DR THERESA	32,258
WILSON, DR TYLER	57,159
WINDSOR PLYWOOD	26,424
WINSTON, DR PAUL	91,841
WINTER, DR KYLE	436,457
WIPF AG	47,316
WL GORE & ASSOCIATES CANADA INC	1,364,353
WOLDNIK, DR MARK	273,792
WOLFE, DR JESSE	224,410
WOLOVITZ , DR DAVID	63,290
WONDER BRANDS INC	208,021
WONG, DR BRUCE	173,841
WONG, DR DANA	43,574
WONG, DR KAREN	104,565
WONG, DR SHANNON	155,867
WOO, DR LENNY	299,242
WOOD, DR GORDON	60,305
WOOD, DR LEANNE	55,948
WOODGROVE MANOR LTD	3,255,533
WOODLEY, DR KRISTINE	70,822
WOODS, DR THOMAS	43,391
WOODWARD, DR ELIZABETH	79,571
WOOLNER, DR MEGAN	164,537
WORK, LAURA	154,368
WORKSAFE BC	41,038,574
WRIGHT MALACKO, ANTHONY GAGE	31,575
WRIGHT, DR JORDAN	167,234
WSP CANADA INC	680,631
WU, DR DI	99,667
YAGER, DR SARAH	30,482
YAGOS, DR TAMARA	89,991
YAHYA AL KHOSHI, DR SAWSAN	26,094
YANG, DR DAN YANG	113,017
YANG, DR GABY	190,768
YARROW LIMITED PARTNERSHIP	7,909,923
YAXLEY, DR DAVID	113,264
YEE, DR KEVIN	47,705
YEHIA, ERIN JADE	50,000
YELLOW CAB OF VICTORIA LTD	332,603

Vancouver Island Health Authority  
 Schedule of Payments to Suppliers of Goods and Services  
 For the Fiscal Year Ended March 31, 2023 (unaudited)

<b>Supplier Name</b>	<b>Total</b>
YEN, DR PEGGY	54,751
YENNADON HOLDINGS LTD	292,501
YEOH, DR JANE	35,903
YIP, DR KIRSTEN	152,494
YIP, DR TODD	61,501
YLANKO, SUVI	39,157
YOSHIDA, DR NAOMI	71,969
YOUNG, DR AARON	108,392
YOUNG, DR AISLING	201,733
YOUNG, DR LOUISE	91,266
YOUSSEF, DR PETER	265,539
YUEN, DR VICTOR	57,613
ZABOJOVA, DR JORGA	42,759
ZAKI, DR SAMI	29,019
ZANDIEH, DR IMAN	27,669
ZAPPAVIGNA, DR CHRISTOPHER	42,426
ZARZOUR, DR ZANE	63,313
ZEQOLLARI, ARDELA	157,083
ZERON MULLINS, DR MELINDA	211,257
ZHOU, DR CRYSTAL ISABEL	76,707
ZHU, DR KATIE	32,312
ZIMMER BIOMET CANADA INC	4,946,345
ZINKIEW, DR KRISTI	47,095
ZOOM VIDEO COMMUNICATION	84,526
ZORN, DR JEFFREY	48,813
ZROBACK, DR JESSE	50,419
ZUCCARO, DR ANTHONY	41,047
ZUCCONI, DR ANTHONY	49,888
<hr/>	
<b>Subtotal:</b> Listing of suppliers exceeding \$25,000	2,646,605,167
<b>Consolidated total:</b> Suppliers receiving \$25,000 or less	<u>27,773,701</u>
<b>Total payments to suppliers of goods and services</b>	<u><u>\$ 2,674,378,868</u></u>

## Reconciliation of Payments to Suppliers of Goods and Services

For the Fiscal Year Ended March 31, 2023

(Unaudited)

(in thousands of dollars)

### Schedule F

Total payments to suppliers per Schedule F	\$	2,674,379
--	----	-----------

### Reconciling Items

Accrual accounting differences		147,297
Employee expenses reportable on Schedule G		16,358
Employee benefits reportable on Schedule G		(738,598)
Net Additions to non-expense accounts		(375,872)
Purchased Services		(354,134)
Acquisition of tangible capital assets		(179,839)
Other		(6,506)

### Total supplier expenses Statement of Operations and Accumulated Deficit

	\$	1,183,085 <sup>1</sup>
--	----	------------------------

<sup>1</sup> Total supplier expense per Financial Statements Note 15 (d) include Referred-out and contracted services, Supplies, Equipment and building services and Sundry.

<b>2022-23 Audited Financial Statements Note 15 (d)</b>	\$	588,588
Referred-out and contracted services		318,167
Supplies		188,570
Equipment & building services		87,760
Sundry	\$	1,183,085

---

Vancouver Island Health Authority

**SCHEDULE G**  
**SCHEDULE OF REMUNERATION AND EXPENSES**

March 31, 2023  
(Unaudited)

## Schedule Showing Remuneration and Expenses Paid to or on Behalf of Each Member of the Board

For the Fiscal Year Ended March 31, 2023  
(Unaudited)

Name	Position	Remuneration	Expenses
BRENNAN, DIANE	Member, Board	\$ 21,778	\$ 3,399
DAVIS, ANNE	Member, Board	21,500	5,014
HOLLINS, LEAH	Chair	43,781	3,758
MATTSON, RONALD	Member, Board	19,500	460
MCFARLANE, ANNE	Member, Board	21,500	1,437
HERMANSEN, VIVIAN	Member, Board	15,250	5,439
NAST, ALANA	Chair	19,000	141
CASAVANT, SHAUNEE	Member, Board	15,750	8,026
RICE, RONALD	Member, Board	17,500	527
WHITEMARSH, MARILYN	Member, Board	8,550	55
<b>Total:</b> Elected officials, employees appointed by Cabinet and members of the Board of Directors		<b>\$ 204,109</b>	<b>\$ 28,256</b>



---

Vancouver Island Health Authority

## Schedule Showing Remuneration and Expenses Paid to or on Behalf of Each Employee

For the Fiscal Year Ended March 31, 2023  
(Unaudited)

Remuneration for all employees includes salaries, wages, retroactive pay, vacation payouts, taxable benefits and retiring allowances paid in accordance with union and non-contract agreements. Remuneration does not include amounts paid under severance agreements.

Expenses include but are not limited to travel and accommodation, professional development, employee relocation costs, conferences, and membership dues for professional associations.

The Vancouver Island Health Authority had approximately 33,000 employees in the fiscal year of which there were 8,264 employees who earned in excess of \$75,000.

Of these 8,264 individuals:

4,244 are nurses (mainly members of the British Columbia Nurses' Union)

1,413 are non-contract staff and physicians (excluded from union membership)

1,559 are paramedicals (mainly members of the Health Sciences Association of British Columbia)

1,048 are members of other bargaining units

Vancouver Island Health Authority

Schedule Showing Remuneration And Expenses Paid to or on behalf of Each Employee

For the Fiscal Year Ended March 31, 2023 (unaudited)

<b>Name</b>	<b>Remuneration</b>	<b>Expenses</b>
AABJERG,LISE M	135,467	448
ABABON,REOGE	82,650	1,041
ABADILLA,ELOISA P	162,895	-
ABALOS,LILIBETH	116,127	-
ABASSI,DOMINIC	101,581	-
ABBAS,HANNEYYA	84,325	9,160
ABBASI,ADELEH	81,907	940
ABBEY,DARIN	118,134	9,614
ABBOTT,CARRIE K	80,438	158
ABBOTT,CONNOR H	114,490	826
ABBOTT,JENNIFER E	194,415	24
ABBOTT,SARAH J	150,243	340
ABBOTT,TANYA C	81,661	-
ABDI,MARIAN	95,743	1,044
ABDULLAHI,FATIMA	92,859	1,741
ABEJUELA,NOEMI JR	98,774	5,183
ABESAMIS,CHERYL G	142,133	-
ABESAMIS,HONEYLETTE G	130,679	-
ABLAZA,ALVIN N	107,753	-
ABLAZA,ARLIN	84,469	58
ABLITT,MICHELLE B	83,382	-
ABOUHASSAN,HALAH R	109,824	-
ABRA,AMY E	108,743	-
ABRAMSON,RUTH S	87,456	944
ABUNDO,LOBELLE	119,236	-
ACEBEDO,ESTEPHANIE L	96,260	798
ACHARYA,KUSHAL	83,182	-
ACHESON,SABINA M	114,303	1,823
ACKINCLOSE,TERTIA M	118,620	1,690
ACKLING,JENNY K	78,496	-
ACLAND,HEIDI	103,205	67
ACOSTA,BENJAMIN A	95,468	-
ADAIR,TAELAR A	87,856	2,225
ADAM,MAIRI E	79,106	-
ADAMS,AMANDA G	108,545	1,071
ADAMS,ANITA J	81,746	-
ADAMS,BRANDY C	97,794	-
ADAMS,JAEDEN	82,603	-
ADAMS,SYLVIA M	88,422	1,758
ADAMS,TRACEY L	149,757	1,143
ADANK,LAUREN N	76,475	99
ADDISON,HAYLEY M	91,143	-
ADDISON,TROY D	80,482	677
ADDS,CARRIE ANNE	83,333	1,205
ADJINTETTEY,NAA OKAILEY	153,392	-
ADKINS,ANDREA N	91,588	-
ADRIANO,MARKALLEN S	127,005	7,008
ADSHEAD,DAWN N	106,773	39
AFOLARANMI,MOSES O	173,120	-

Vancouver Island Health Authority

Schedule Showing Remuneration And Expenses Paid to or on behalf of Each Employee

For the Fiscal Year Ended March 31, 2023 (unaudited)

<b>Name</b>	<b>Remuneration</b>	<b>Expenses</b>
AGAR,JORDAN L	112,733	-
AGATHOKLIS,SMARAGDA	101,590	383
AGIUS,EMMA A	80,099	-
AGUIAR,BRENDA L	112,146	-
AGUIRREGOMEZ,MARIA E	85,553	-
AGUSTIN,YVONNE L	76,843	-
AGYEKUM,SAMELIA M	92,179	95
AHLSTROM,NATASHA D	95,400	-
AHLUWALIA,SANGEETA	154,364	-
AHMED,SAMINA K	81,658	400
AIERS,JENNIFER E	89,168	-
AIRD,WENDY M	84,922	-
AITKEN,JENNIFER L	115,472	3,023
AITKEN,SANDRA V	92,686	275
AITKEN,SHEENA S	139,421	-
AITKEN,TRINH NANCY	134,213	-
AJIBADE,ENIOLA	79,643	4,009
AKDAG,SARE	113,419	-
AKER,KJELL	75,040	1,129
AKHURST,ANDREA H	89,074	-
AKOTUAH,CLARA	118,091	-
AKSELSEN,LENA	82,903	-
ALABEPADUA,LARISSA	76,930	806
ALACAR,MARIETA S	156,785	-
ALANKO,CHERYL M	98,185	-
ALARCONRODRIGUEZ,JENNY	75,721	343
ALASTI,DARA	112,478	-
ALBARRACIN,RICKY	75,811	-
ALBERT,CARLENE D	103,738	2,231
ALBIA,ORLANDO	101,389	-
ALCARIA,MARIA L	151,898	-
ALCOCK,JULI K	104,161	-
ALDEN,KAREN A	82,959	1,305
ALDERSEY,SCOTT P	108,458	-
ALDERSON,SHARDAY L	102,934	-
ALDION,JACINTO	78,195	-
ALDRED,THERESA L	93,764	-
ALEXANDER,BECKY C	86,765	-
ALEXANDER,BRITTANY P	126,349	-
ALEXANDER,CINDY E	111,498	-
ALEXANDER,DENESE G	80,876	79
ALEXANDER,LEANNE M	87,792	-
ALEXANDER,NICOLE A	117,452	-
ALEXANDER,PATRICIA R	91,034	-
ALEXANDER,ROBYN L	100,042	140
ALEXANDER,SUSAN	118,661	-
ALFAOURI,LAYLA	79,649	7,747
ALFARO,RENEE L	116,410	1,767
ALGUIRE,SHARI E	90,227	-

Vancouver Island Health Authority

Schedule Showing Remuneration And Expenses Paid to or on behalf of Each Employee

For the Fiscal Year Ended March 31, 2023 (unaudited)

<b>Name</b>	<b>Remuneration</b>	<b>Expenses</b>
ALHAJJ,ALI A	83,520	-
ALI,SHARON R	112,481	619
ALIVIO,ANAFLO R C	152,801	6,697
ALLAIN,TRINA K	115,852	1,177
ALLAM,ROSEMARIE D	163,042	6,994
ALLAN,JANNA M	81,199	-
ALLAN,JOANNE T	105,091	-
ALLAN,KRISTA L	232,598	7,264
ALLARIE,SUZETTE L	99,488	-
ALLEGRETTO,MICHAEL	82,262	1,207
ALLEN,ARIEL S	96,506	-
ALLEN,CHARLOTTE	135,576	2,337
ALLEN,CORY J	118,324	53
ALLEN,FRANCES G	82,573	-
ALLEN,HEATHER A	109,625	-
ALLEN,HEATHER L	86,765	1,604
ALLEN,LEXI K	115,290	-
ALLEN,LORI E	96,997	996
ALLEN,MELISSA I	78,062	97
ALLEN,RORY F	104,013	472
ALLEN,SHAELYN A	103,592	-
ALLEN,SKYE E	97,055	52
ALLENNEWMAN,JORDIE E	89,992	1,833
ALLERDINGS,LEAH	87,361	-
ALLIN,KAREN N	75,527	110
ALLISON,SANDRA J	325,239	8,247
ALMASCO,ELEONOR S	193,495	-
ALMASCO,FRANCIS V	110,826	8,560
ALMAZAN,RACHELLEANN L	101,923	-
ALMEIDA,GINA M	92,487	-
ALMIRANTEETHIER,FLORAMAE	90,196	-
ALMOND,TERESA C	196,029	-
ALMONTE,RAYMON M	82,789	7,157
ALONZO,GINA S	217,477	11,782
ALVAREZ,MICHELLE L	120,074	659
ALVAREZFLEITES,ARMANDO	85,344	-
AMAR,NEMIA D	114,485	2,506
AMARILLO,JOANN A	78,333	5,585
AMBROCK,BRONWYN M	84,470	800
AMBROSE,CHRISTINE A	80,380	654
AMES,DEVIN T	101,045	-
AMES,KURRI L	87,072	-
AMIN,DASHNA	81,527	363
AMINI,KATHRIN	91,625	13,911
AMINO,HELDA D	103,696	-
AMINO,JOSHUA	80,088	-
AMIRI,MISHA N	92,534	10,293
AMOL,MIGUELITA	98,431	-
AMOS,MARTINA Y	95,493	-

Vancouver Island Health Authority

Schedule Showing Remuneration And Expenses Paid to or on behalf of Each Employee

For the Fiscal Year Ended March 31, 2023 (unaudited)

<b>Name</b>	<b>Remuneration</b>	<b>Expenses</b>
AMOS,VANESSA	80,128	-
AMYOTTE,AMANDA G	84,472	-
AN,CHUNYU	86,599	5,158
AN,YUXIN ANN	106,944	-
ANANY,REBECCA E	87,471	-
ANDAL,MARIO M	77,980	8,142
ANDAWI,MICHELLE	79,831	-
ANDERBERG,CANDY G	84,524	583
ANDERSON,BRIAN J	93,187	-
ANDERSON,CASANDRA M	81,759	106
ANDERSON,DEAN	172,024	10,154
ANDERSON,ELISHA R	110,145	-
ANDERSON,EMMA A	94,978	-
ANDERSON,JARYD R	75,438	-
ANDERSON,JENNIFER L	112,719	-
ANDERSON,JULIANA L	86,110	1,190
ANDERSON,KATRINA	86,385	-
ANDERSON,KERRI L	90,647	121
ANDERSON,LARA K	79,009	281
ANDERSON,LAUREL A	89,526	-
ANDERSON,LINDSEY D	86,129	436
ANDERSON,MARIE B	94,094	777
ANDERSON,MEGAN H	101,904	-
ANDERSON,MELISSA A	99,058	-
ANDERSON,MICHELLE M	76,211	-
ANDERSON,NICOLA	93,787	210
ANDERSON,SHARON M	102,136	-
ANDERSON,SHERYL	112,723	-
ANDERSON,STEPHANIE A	98,991	-
ANDERSON,ZACHARY C	91,677	898
ANDRADA,JIM JR	94,449	-
ANDRE,JENNIFER L	105,093	-
ANDRES,ALYSSA M	106,910	-
ANDREW,GAVIN	81,518	831
ANDREW,JOANNE K	120,306	1,609
ANDREWS,CATHY M	98,492	981
ANDREWS,JULIE A	99,770	453
ANDREWS,MELISSA LYNN	96,785	-
ANDREWS,SHARON E	88,621	-
ANDREWSWITTMAN,MELINDA M	109,453	1,604
ANDREYEVSKIKH,ANARA	101,638	-
ANDRUS,AVRIL	149,659	-
ANDRUSHCHENKO,CARRIE D	102,274	-
ANGLIN,JONATHAN	84,905	-
ANGPAOESLER,IMELDA B	77,089	-
ANGUS,JAMES W	94,791	-
ANGUS,JENNIFER L	91,307	1,108
ANGUS,ROSEMARY C	86,482	882
ANJARWALLA,AMMAR	134,966	-

Vancouver Island Health Authority

Schedule Showing Remuneration And Expenses Paid to or on behalf of Each Employee

For the Fiscal Year Ended March 31, 2023 (unaudited)

<b>Name</b>	<b>Remuneration</b>	<b>Expenses</b>
ANNAND,JENNIFER N	111,397	1,166
ANNETS,SEUNG HEI	94,195	-
ANSLEY,TANYA R	89,576	-
ANTALAN,JUMAHARLYN M	94,091	-
ANTERO,VIVIANA G	114,982	-
ANTHONISEN,CECILLE M	138,097	-
ANTHONY,KATHLEEN E	107,073	2,126
ANTHONY,WENDY L	88,914	-
ANTIFAEFF,AARON	159,558	7,754
ANTONIUK,KELLY	109,889	679
ANTTAL,NARINDER K	94,416	-
ANTYUFEEVA,INNA	85,018	-
ANZA,EDERLENE A	133,865	-
APOLONIO,PEDRO ROY F	111,013	533
APUNENWASHBURN,NOEL A	77,346	-
AQUINO,ARMI J	114,556	-
AQUINO,SONNY PALAGANAS	89,165	-
ARANAS,CHARITO B	103,363	2,964
ARANAS,SHERAINE	93,574	-
ARANDA,CATHERINE N	132,800	-
ARAUZ,MILENA	101,489	-
ARCENO,JENNIE CLAIRE A	115,285	-
ARCHER,AMY A	84,087	219
ARCHER,CORRIE D	79,661	3,533
ARCHER,JANA F	115,156	690
ARCHER,LANA K	87,583	193
ARCHER,LISA D	93,848	-
ARCHER,MADISON	86,871	-
ARCHER,SHAUNA L	109,132	7,594
ARCHIBALD,LEAH V	126,469	-
ARDEN,TAMARRA A	86,301	603
ARDRON,REBECCA C	99,049	-
ARDUINI,TREVOR	106,550	-
ARENDT,KATHERINE R	90,359	45
ARES,MARIAESTELA J	80,269	-
AREVALO,ALLISON M	76,495	308
ARFIELD,WENDY A	140,972	-
ARGUELLES,JANETTE G	92,616	-
ARISTIZABAL,RUBEN	88,734	671
ARMFELTTRANI,ANNETT	76,853	-
ARMOUR,JENNIFER	83,879	-
ARMSTRONG,KEELY A	83,501	3,497
ARMSTRONG,MELISSA N	88,681	615
ARMSTRONG,MICHAEL C	83,353	525
ARMSTRONG,RACHEL	94,653	-
ARMSTRONG,SARAH A	75,539	197
ARMSTRONG,TAMMY A	84,903	331
ARNDT,CAROLEANNE	80,327	-
ARNDT,DOUGLAS R	152,884	277

Vancouver Island Health Authority

Schedule Showing Remuneration And Expenses Paid to or on behalf of Each Employee

For the Fiscal Year Ended March 31, 2023 (unaudited)

<b>Name</b>	<b>Remuneration</b>	<b>Expenses</b>
ARNOLD,JEFFREY	83,777	25
ARNSTEIN,AHARON	103,880	2,847
ARNTSON,NAKEETA	86,409	75
ARO,ANNA P	84,649	-
ARO,JUAN PAOLO	93,701	3,112
ARROWSMITH,OSMAN K	84,774	2,895
ARRUDA,ELIZABETH M	80,930	-
ARSENAULT,ELISE M	111,939	-
ARSENAULT,NATASHA L	81,624	-
ARSENAULT,SHAUNA	84,739	1,927
ARTADI,ROMEL I	91,447	-
ARTHURS,MEGHAN C	92,909	338
ASADA,MICHELE H	85,743	-
ASHAOLU,RACHAEL O	156,830	-
ASHCRAFT,MARY S	76,246	2,411
ASHCROFT,ROBYN G	97,998	-
ASHDOWN,HEATHER L	75,519	-
ASHLIE,CARLLIE	100,519	483
ASHTON,BRENT A	102,443	286
ASHWORTH,VALERIE A	110,209	95
ASIGNACION,JOEL	143,601	-
ASKEW,SAVANNAH	76,018	-
ASKEY,JENNIFER M	81,318	-
ASPELUND,DENNISE M	94,869	-
ASPEN,ERIKA P	90,524	-
ASPIN,RIKI	77,724	-
ASPLIN,RACHEL S	94,568	-
ASSELIN,KRISTEN L	85,010	886
ASTRAKHANTSEV,PAVEL	91,105	11,651
ATAMANCHUK,GAIL MICHELLE	81,872	-
ATASHBAND,SAEED	116,673	3,021
ATCHISON,SARAH	107,471	-
ATHERTON,MEGHAN E	133,622	-
ATHERTON,TREVOR W	82,010	-
ATHWAL,BALJINDER S	88,112	-
ATKIN,JUDITH K	82,001	1,014
ATKINS,JENNA L	92,236	-
ATKINSON,EMILY M	79,979	564
ATKINSON,JENNIFER K	80,810	-
ATKINSON,LORINDA	101,620	-
ATKINSON,MARLYS E	79,494	-
ATKINSON,SHAWNA C	199,480	1,150
ATTIEHBEST,JOSEPHINE	96,280	-
ATTIG,RICHELLE K	91,966	-
ATTORP,LAUREN F	95,710	1,226
ATUMPA,MERLIZA	145,309	-
ATUMPA,WARREN G	107,692	-
ATWAL,RANJOT K	108,408	9
AU,STEPHANIE M	104,847	952

Vancouver Island Health Authority

Schedule Showing Remuneration And Expenses Paid to or on behalf of Each Employee

For the Fiscal Year Ended March 31, 2023 (unaudited)

<b>Name</b>	<b>Remuneration</b>	<b>Expenses</b>
AUDREY,NADINE	84,798	779
AULAKH,HARPREET K	100,211	50
AULD,FIONA	82,248	1,287
AUSLAND,KARI L	98,556	-
AUSSEM,ROBERTA M	104,414	1,533
AUSTIN,WENDY L	114,237	-
AUTERHOFF,KENDALL	77,839	-
AUYEUNG,HIN MUI	153,240	143
AVCIL,JANETTE T	172,596	-
AVERY,FRANCES L	98,380	949
AVERY,NICOLE K	93,550	700
AVILA,HOSMIN H	85,042	-
AWAI,ROBERT	96,717	-
AXFORD,SHERYLL J	122,779	-
AXON,DAVID	138,275	-
AYAN,NOOSHIN	164,173	9,160
AYCOCHO,ROUSHEL	84,515	-
AYYOTDIVAKAR,MEGHANA	90,851	532
AZARCON,KARLANDREI	77,190	-
AZARCON,LEONILA D	84,404	-
AZIZI,AEFAT	89,894	626
AZIZI,NEMAT	99,029	2,813
BABAGAY,ROSEL O	169,264	-
BABCOCK,KELSEY M	108,113	-
BABIY,ALYCE C	105,010	27
BABU,SHEFIN MARY	90,168	-
BACHMAN,CLAUDIA A	93,395	556
BACHOR,BRIAN D	94,814	-
BACON,MICHELLE H	87,916	1,130
BADA,OLENA O	213,426	-
BADAYOS,CARL	87,679	2,148
BAEK,MIKYUNG M	109,330	-
BAESS,EDWARD	78,993	231
BAEVSKAYA,NATALIA	81,493	1,015
BAGNALL,CARRIE A	80,072	4,843
BAGO,HYO JO	82,814	-
BAGOT,ROMER A	93,941	6,841
BAHAN,KELLY D	90,037	-
BAHIA,JODY L	154,576	-
BAI,DONG	93,363	-
BAIER,JANET L	101,340	86
BAIG,BUSHRA	98,165	-
BAIKIE,JANICE M	96,289	-
BAILEY,CATHERINE J	123,223	1,339
BAILEY,JASMINE	90,233	145
BAILEY,LANA C	88,460	195
BAILEY,OLIVER M	112,485	7,880
BAILEY,TESSA	98,618	-
BAILEYSMITH,JAMIE	104,531	-



Vancouver Island Health Authority

Schedule Showing Remuneration And Expenses Paid to or on behalf of Each Employee

For the Fiscal Year Ended March 31, 2023 (unaudited)

<b>Name</b>	<b>Remuneration</b>	<b>Expenses</b>
BAIN,PAMELA R	99,862	-
BAIN,SARAH A	91,288	-
BAINES,JOANNE	108,708	3,242
BAINS,BINDY	152,975	3,789
BAINS,PALVIR K	75,722	1,270
BAINS,SONI	102,121	3,142
BAIRD,AMANDA L	88,068	-
BAIRD,SHAUN	110,328	-
BAISILJOICE,MINI	154,619	483
BAJAO,ANNMERCY E	111,601	-
BAJWA,JASWANT P	90,339	-
BAJWA,PARMINDER K	80,063	-
BAKER,BAYLEY G	86,044	-
BAKER,CHRISTINE N	102,221	610
BAKER,IRISH P	81,354	-
BAKER,JODY E	138,299	-
BAKER,JOHN	102,781	-
BAKER,KAREN H	87,788	377
BAKER,KATHRYN M	119,594	-
BAKER,KRISTINA L	95,890	-
BAKER,KYLEE M	75,920	2,132
BAKER,NANCY R	89,650	141
BAKKER,JENNIFER	79,763	-
BAKKER,KIMBERLY	105,158	-
BAKKER,LEANNA J	77,969	635
BAKKER,LISA A	87,156	-
BALABAT,GRACE B	89,675	8,458
BALABUCH,SARAH J	113,198	-
BALALIAH,ANITHA G	91,749	-
BALALIAH,SHYLANDER	96,186	-
BALAM,BONNIE L	182,923	-
BALDAZO,FRANCINE M	87,739	75
BALDERSTON,JEFFREY G	107,062	-
BALDINI,KERRY J	83,374	1,428
BALDWIN,CARRIE M	93,972	250
BALEJA,MARJORIE L	77,220	150
BALFOUR,MELANIE L	80,852	193
BALI,LAUREEN J	162,529	-
BALINGIT,JENIFER R	76,379	4,162
BALL,LYNN ALEX	77,206	369
BALLARD,ANNELIESE C	79,185	-
BALLARD,ERIN	86,631	4,815
BALLENAS,PAULA M	75,027	219
BALLENAS,SHEILAMAE V	102,509	-
BALLESTEROS,ELSA L	119,465	-
BALLESTEROS,JUNE P	99,531	635
BALLINGER,MARILOU M	123,462	-
BALNEAVES,MEGHAN C	88,473	-
BALZER,OLGA	79,878	-

Vancouver Island Health Authority

Schedule Showing Remuneration And Expenses Paid to or on behalf of Each Employee

For the Fiscal Year Ended March 31, 2023 (unaudited)

<b>Name</b>	<b>Remuneration</b>	<b>Expenses</b>
BAMBI,JONAS Y	94,557	95
BAMBURY,ERIN A	89,488	-
BAMFORD,MICHELLE J	115,627	3,147
BAMRA,JASWINDER K	103,770	127
BANAS,ANNMARIE S	84,392	-
BANASCH,LAURIE	91,407	816
BANCORO,MELINDA S	143,017	-
BANDARA,NIROSHAN R	114,573	-
BANDECHHA,ROPINDER	77,051	936
BANDONILL,MARITESS R	177,153	-
BANFIELD,KIMBERLY	111,950	176
BANGA,SUNIT P	79,051	-
BANMAN,CHRISTINE E	110,329	-
BANNARMARTIN,SOPHIE H	78,212	2,225
BANNATYNE,KRISTINE L	92,845	46
BANNING,SHEENA M	94,568	130
BARAK,JESSICA L	94,855	-
BARATTA,JOSEPH M	78,005	798
BARATTA,ZELDA E	84,460	-
BARATTO,JULIA G	153,492	738
BARBER,AMBER B	90,829	2,102
BARBER,DANIEL M	106,708	-
BARBER,NICOLE B	93,573	-
BARBOUNIS,KERRI E	76,302	-
BARBULAK,WENDY P	82,972	106
BARCELO,CARMELA	239,977	-
BARCELOS,AMBER D	104,346	-
BARCLAY,AMANDA D	266,873	5,595
BARCLAY,JANE P	81,689	-
BARD,LAUREN P	87,299	1,806
BARDEN,HILDA L	77,741	-
BARG,KIMBERLY D	87,413	-
BARKS,RENAE E	86,030	1,738
BARLAHAN,ANDRES B	84,127	-
BARMBY,KATHRYN KELLY	80,559	-
BARNABY,NICOLE D	87,934	747
BARNES,BRUCE E	87,432	-
BARNES,CARSON A	99,202	-
BARNES,HILLARY	83,303	-
BARNES,SHELLY	87,241	2,550
BARNES,TOM G	77,646	-
BARNUM,KELSEY S	77,985	-
BARONGAN,ERYKA	93,181	-
BARR,DIANE	93,638	815
BARR,JOCELYN N	105,105	100
BARR,TRACY A	96,156	3,352
BARR,TRUDY D	76,542	74
BARRATT,JENNIFER L	92,581	1,727
BARREIRO,JOSE	79,666	-

Vancouver Island Health Authority

Schedule Showing Remuneration And Expenses Paid to or on behalf of Each Employee

For the Fiscal Year Ended March 31, 2023 (unaudited)

<b>Name</b>	<b>Remuneration</b>	<b>Expenses</b>
BARRETT,BRENT G	81,432	-
BARRETT,HANNAH	80,964	-
BARRETT,SYDNEY J	84,657	141
BARRETTE,RICHARD Y	109,660	-
BARRIE,ANNE L	111,318	286
BARRIGA,CARLA C	85,350	1,977
BARRON,LAWRENCE H	166,681	-
BARROWCLIFF,SAMANTHA S	88,285	120
BARRY,LADYJOY C	95,251	-
BARTLECLAR,JOHN A	108,679	2,019
BARTLETT,AMANDA K	124,574	-
BARTLEY,DEBORAH	97,737	1,104
BARTLEY,MELISSA D	107,379	37
BARTON,MICHAEL L	95,761	7
BARZILAY,HELENA	113,725	-
BASCOS,BREN O	113,147	-
BASI,AMARJIT K	110,414	-
BASI,DALWINDER K	79,754	1,675
BASI,KIRAN J	86,461	-
BASI,RASHPAIL	139,892	-
BASKERVILLEBRIDGES,DOROTHY	99,328	-
BASRA,JAMIE	85,088	369
BASSO,JAYLON	100,463	882
BASTELL,MONA L	110,868	635
BASTIAN,LAURIE A	83,110	-
BASTIEN,TRACY	102,983	8
BASUEL,NEIL ERWIN D	105,651	-
BATE,JORDAN L	78,913	1,271
BATE,NATASHA	163,799	5,271
BATES,BARBARA LORRAINE	105,881	1,144
BATES,LISA A	126,737	1,419
BATES,STEPHANIE V	90,616	1,202
BATES,YESICA E	90,802	-
BATESON,AMANDA E	77,941	35
BATOON,RACHELLE A	76,400	-
BATTEN,RACHEL K	80,589	4,850
BATTILANA,ROY D	105,701	-
BAUDEMONT,COLINE	84,488	511
BAUER,KRISTIN J	98,740	602
BAUGHALLEN,TRAVIS C	101,310	-
BAUTISTA,JOSEPH J	108,575	-
BAUTISTA,RONNALEI V	85,830	1,158
BAUTISTA,TRISTAN J	107,544	-
BAUTISTA,VINCENT P	107,172	7,245
BAXTER,PATRICIA L	101,736	1,151
BAYA,WILSON T	230,306	-
BAYANADEMNUR,ABDALRAHIM	96,599	-
BAYATI,LEILA	119,739	-
BAYLES,JACLYN L	80,094	45

Vancouver Island Health Authority

Schedule Showing Remuneration And Expenses Paid to or on behalf of Each Employee

For the Fiscal Year Ended March 31, 2023 (unaudited)

<b>Name</b>	<b>Remuneration</b>	<b>Expenses</b>
BAYNES,SARA	99,763	-
BAYNTON,EDNA A	98,181	-
BAZETT,SHEILA L	95,336	680
BEAGLEY,DAVID R	87,698	-
BEAM,SANDRA A	119,968	-
BEAN,JENNIFER L	99,365	652
BEASTALL,KATRINA P	76,674	137
BEATH,MARIA E	100,768	529
BEATON,ADAM G	102,070	-
BEATON,TRACY	118,811	3,813
BEATTIE,ADAM E	93,508	5,740
BEATTY,HEATHER A	99,887	1,110
BEATTY,NADINE A	117,000	-
BEATTY,REBECCA A	113,263	-
BEATTYOVA,PAVLA	97,349	-
BEAUCHAMP,MONIQUE Y	86,222	409
BEAUDOIN,ERIC	118,252	134
BEAULAC,JEAN	98,965	2,237
BEAULIEU,JACQUELINE L	136,476	437
BEAUMONT,ELIZABETH	82,551	-
BEAUMONT,NADIA A	93,235	24
BEAVERIDGE,MIKAYLA	78,574	753
BEBOSO,ERWIN	119,393	-
BECK,RUSSELL D	93,753	2,495
BECKER,EMILY K	75,397	-
BECKETT,GARY T	116,265	835
BEDICH,MAUREEN	132,914	-
BEER,EMILY M	97,526	35
BEERCARPENTER,CARLA R	79,526	-
BEERENPARSONS,JOANNE	104,851	-
BEGG,CHARLOTTE	83,849	1,127
BEGG,JANICE	83,337	-
BEGG,PAULA J	108,472	-
BEHM,CAITLIN A	109,217	282
BEISE,RORY A	86,969	-
BEISIEGEL,PHILIPP E	110,853	158
BEKKER,MARELISE	89,375	-
BELAND,SHERYL	112,830	-
BELANDRES,NEHEMIAHBRYLLE	110,807	-
BELANGER,DARRELL A	97,243	3,647
BELL,AMANDA	78,836	-
BELL,AMANDA C	86,293	143
BELL,DARCIE C	91,147	13
BELL,ELAINE M	94,086	2,692
BELL,LEEANN	78,305	-
BELL,LYNDA C	81,290	203
BELL,PATRICIA D	85,864	7,907
BELLAVIE,EVELYN R	77,018	-
BELLING,KAREN	88,021	639

Vancouver Island Health Authority

Schedule Showing Remuneration And Expenses Paid to or on behalf of Each Employee

For the Fiscal Year Ended March 31, 2023 (unaudited)

<b>Name</b>	<b>Remuneration</b>	<b>Expenses</b>
BELLINGER,ERIC M	104,578	2,688
BELTRAN,ALEX I	107,432	-
BELTRAN,MYRA	238,168	-
BELUSIC,DINA M	79,647	-
BENARD,ANNE M	76,398	-
BENDALL,CAROLYN P	91,633	141
BENGSTON,DAVID S	91,299	-
BENN,SUZI H	84,748	177
BENNETT,ANGELINE L	95,952	-
BENNETT,ANNEMARIE	89,693	-
BENNETT,BECKY L	92,152	-
BENNETT,DARI A	99,062	-
BENNETT,ELIZABETH	100,390	262
BENNETT,KATELYN E	105,709	-
BENNETT,SHANNON P	78,609	-
BENNEWITH,MEGAN E	79,865	-
BENNIE,MARNIE K	110,430	-
BENSMAIL,LISA M	83,215	-
BENSON,PAUL	105,117	76
BENTLEY,CARMEN G	104,377	762
BENTLEY,LINDSAY M	97,042	2,930
BENTSEN,SHERRI L	85,205	744
BENTY,GWEN L	105,491	82
BENUSIC,MICHAEL A	305,301	6,908
BERANO,MARY ROSE V	100,070	-
BERESFORD,JEFF	131,802	6,795
BERG,ALLISON N	112,180	592
BERG,ASHLYNN J	81,064	-
BERGEN,JODY	81,463	-
BERGEN,TANJA R	79,415	300
BERGER,TAMARA J	84,167	-
BERGERON,NATALIE	120,423	3,812
BERGHUIS,CATHARINE A	108,342	3,173
BERGMAN,JULIA	110,406	-
BERGMANN,MEGAN B	89,171	390
BERGSMA,ERIC W	80,224	4,304
BERGSTRESER,EILEEN	82,030	-
BERGUM,MELISSA N	86,696	197
BERISHA,EDITA	99,107	-
BERKELEY,KAREN	102,997	-
BERKY,JANETTE S	90,770	-
BERLANDA,CHRISTINA A	116,808	2,050
BERNAL,ABIGAIL V	137,363	401
BERNAL,MENCHU V	92,459	266
BERNARD,ANDREA P	95,023	-
BERNARD,EMILY	89,618	-
BERNARD,KARYN L	92,035	5,497
BERNARD,KAYLEY M	93,935	-
BERNARD,TARA D	93,744	559

Vancouver Island Health Authority

Schedule Showing Remuneration And Expenses Paid to or on behalf of Each Employee

For the Fiscal Year Ended March 31, 2023 (unaudited)

<b>Name</b>	<b>Remuneration</b>	<b>Expenses</b>
BERNARDEZ,KERWYN B	101,474	-
BERNARDINO,ASHLEY J	132,293	-
BERNARDINO,CHRISTOPHER T	96,850	-
BERNARDINO,JONATHAN P	112,300	-
BERNASKY,CORRY N	88,130	-
BERNO,GERRY	132,357	1,568
BERRY,ERIN E	100,904	-
BERRY,MARYFRANCES	90,042	-
BERRYMAN,HEATHER L	137,439	-
BERRYMAN,JOHANNA	76,131	683
BERTOLUCCI,GLENDA B	113,796	172
BERTOLUCCI,MATTHEW C	81,285	-
BERTRAND,JOLEE	137,490	364
BERTRAND,LEEANN	79,983	48
BERTULLI,ANDREA	109,791	-
BESKROVNY,YURI	83,180	-
BESLER,CORINNE G	78,438	-
BESSETTE,JULIA A	90,742	291
BESSETTE,VICTORIA M	78,763	-
BEST,ALANNA M	110,911	245
BEST,CHELSEA A	91,981	760
BEST,WANDA J	101,504	-
BESTWICK,SARAH J	113,204	-
BETANZO,NATALIE M	139,267	-
BETHE,RUBINA A	79,646	-
BETHUNE,KELLY E	87,673	14
BETHUNE,WILLIAM	88,686	-
BETTS,YVONNE J	77,100	885
BETZ,SHANTEL K	84,018	2,381
BEUKES,DEBRAH	95,252	150
BEUNDER,ERNA C	122,317	747
BEVAN,KESLYN M	82,689	-
BEVAN,TYLER	101,601	139
BEVANDA,JOHN	134,451	2,793
BEZANSON,KRISTINA L	90,232	389
BHALAIK,DIVYA	87,603	-
BHANGU,SUKHBIR K	198,811	-
BHATTI,BASHWINDER K	87,403	-
BHATTI,KAMALJIT K	105,672	-
BIAGIONI,NICOLE R	79,206	125
BIBLOW,SHERI L	98,772	-
BICKERTON,CHEYANNE N	79,658	112
BICKLE,SELINA C	97,836	-
BIEBER,ERIN	108,657	3,488
BIEBER,NICHOLAS H	106,903	1,163
BIGELOWNUTTALL,CHRIS A	110,982	671
BIGGS,MARGAUX J	81,324	-
BIGGS,RYAN D	106,720	39
BILBAR,AILYN S	108,135	11,364

Vancouver Island Health Authority

Schedule Showing Remuneration And Expenses Paid to or on behalf of Each Employee

For the Fiscal Year Ended March 31, 2023 (unaudited)

<b>Name</b>	<b>Remuneration</b>	<b>Expenses</b>
BILLIE,MEGAN L	95,504	1,181
BILLINGS,MEDEA A	109,779	40
BILSON,CURTIS D	95,243	3,034
BILYK,TIM	78,576	2,842
BINDERNAGEL,PAUL W	118,151	-
BIRCH,JAMIE E	94,838	3,294
BIRCH,MEGHAN C	86,101	-
BIRK,JASWANT K	107,788	-
BIRKS,RICHARD J	83,814	-
BIRO,ERIKA M	86,347	-
BIROSH,CHRISTOPHER W	80,384	638
BIRTWISTLE,ANDREA	75,545	-
BISCO,GLENDA	104,865	73
BISHOP,SANDRA E	114,429	627
BISHOPBOWES,SHARI	92,606	3,204
BITONTI,FRANCESCA	88,035	1,502
BITTMAN,CAITLIN M	96,945	-
BITTNER,DAVID A	104,805	25
BIZIER,LINDA P	77,934	-
BJARNASON,KIM M	111,793	2,413
BJARNASON,LILJA E	186,489	2,178
BJOLA,DIANE E	99,713	-
BJOLA,SANDRA	196,623	809
BJORND AHL,JANICE L	79,354	1,544
BLAAUW,JULIE C	120,244	266
BLACK,CASSANDRA	97,846	9,221
BLACK,DONALD K	104,095	583
BLACKBOURN,JESSICA L	75,755	427
BLACKBURN,ROBERT J	85,729	2,557
BLACKETT,KYLE G	87,052	-
BLACKMAN,DAVID M	111,825	-
BLACKWELL,JULIA C	96,197	-
BLACKWOOD,KAITLIN A	87,574	1,856
BLAIR,SCOTT R	105,242	795
BLAKE,COURTNEY R	80,943	1,963
BLAKE,JANE B	87,953	697
BLAKE,KELSEY A	100,632	1,828
BLAKE,WENDY A	78,663	-
BLAKEWALLS,ELIZABETH	100,635	-
BLANCHARD,ANDREA L	78,094	-
BLANCHFIELD,JUSTIN	104,889	4,884
BLANCO,HOPE R	85,829	-
BLANEY,DEBORAH	150,278	769
BLASAK,ANISSA	104,390	-
BLASCO,CHRISTINA	78,614	-
BLASHKO,KAROLYN M	116,245	-
BLEVINS,ELAINE V	96,868	-
BLISKIS,RAELENE E	82,156	-
BLOCH,ANNA	76,861	247

Vancouver Island Health Authority

Schedule Showing Remuneration And Expenses Paid to or on behalf of Each Employee

For the Fiscal Year Ended March 31, 2023 (unaudited)

<b>Name</b>	<b>Remuneration</b>	<b>Expenses</b>
BLOCK,JENNIFER E	113,790	1,171
BLOOMFIELD,APRIL D	78,232	90
BLOSS,GABRIELA J	84,560	1,644
BLUMENSCHHEIN,LISA M	140,121	4,090
BOARDMAN,ANDREA H	167,019	557
BOARDMAN,SHELLY C	105,787	1,030
BOAS,MACKENZIE A	106,025	450
BOBB,CARLEY J	92,598	8,040
BOC,MORGAN R	114,322	2,755
BOCK,BARBARA M	103,899	-
BODNAR,EMMA R	91,455	1,937
BODNER,AMANDA M	94,749	3,775
BOEDIWALUYO,YUDOWIDIANANTO	80,808	4,405
BOEHM,JENNA P	86,432	1,988
BOENADIE,TREVAYNE JF	110,999	25
BOERMA,HENDERIKA J	109,674	-
BOERS,MARNIE B	92,172	-
BOERSEMA,JONATHAN	144,969	378
BOETTGER,CARLA N	120,478	-
BOHL,SARAH K	178,336	10,080
BOHNERT,LEO W	86,421	-
BOILLAT,LEEANN	82,627	-
BOLA,SOHEN S	159,294	-
BOLAND,CANDACE L	115,789	-
BOLAND,CARRIE J	119,087	2,032
BOLLEN,CONNOR M	84,962	608
BOLO,JANICE A	80,615	781
BOMBARDIR,LINDA	101,347	-
BONCAROS,EMILY A	171,548	10,832
BOND,MEGAN A	87,540	-
BOND,SHAWNA G	75,039	-
BONDERUD,DEBORAH C	126,377	2,851
BONHAMKUNTZE,JULIE N	88,997	-
BONSDORF,WAYNE M	82,801	-
BONSER,PETER M	78,612	-
BONTOGON,ERIC	94,815	47
BONZON,IMELDA M	87,551	556
BOON,ALISON D	103,107	217
BOON,SHANNON M	92,992	54
BOONE,MORGAN G	85,149	400
BOORMAN,JACLYN L	116,567	1,215
BOOS,DAHANNA	93,568	-
BOOS,JENNIFER A	109,765	38
BOOTH,ELIZABETH M	105,527	-
BOOTHMAN,JENNIFER S	85,324	12
BOPARAI,VISHALDEEP	78,341	-
BOQUIST,WARREN A	141,305	-
BORAY,PETER A	89,784	-
BOREJON,HANIBAL O	76,321	-



Vancouver Island Health Authority

Schedule Showing Remuneration And Expenses Paid to or on behalf of Each Employee

For the Fiscal Year Ended March 31, 2023 (unaudited)

<b>Name</b>	<b>Remuneration</b>	<b>Expenses</b>
BORGERSON,HAYLEY A	82,920	28
BORKOR,VICTORIA O	139,526	-
BORLEY,CLAIRE E	83,023	-
BORROUGHS,TARA	123,018	-
BORSA,JOAN E	107,476	1,647
BORTOLOTTA,CHRISTINE M	94,855	-
BORTOLOTTA,DOROTHY A	93,591	62
BORTOLOTTA,NIKOL J	94,462	5,989
BOSENCE,DIANE M	97,323	-
BOSKER,TESSA	82,198	-
BOSMAROAKE,AMBER L	80,755	515
BOSSERT,JESS W	130,105	1,096
BOTTEN,GREG J	111,314	-
BOTTING,JANINE F	109,550	6,167
BOUCHARD,AIMEE	88,014	-
BOUCHARD,DIANE M	89,502	1,587
BOUCHARD,GLORIA J	170,131	1,272
BOUCHARD,TARRANEH	84,628	1,406
BOUDOT,GINAMARIE E	93,854	610
BOUDOT,ROBERT B	135,063	-
BOUDREAU,MAERIS C	103,384	1,543
BOULET,SEAN WE	93,284	-
BOULTON,KORY	85,210	-
BOULTON,ROBIN E	116,465	151
BOUMAN,CATHERINE	103,838	3,219
BOUNNAPHACHARLAND,ASHLEY	130,068	-
BOURGEOIS,MICHELLE N	101,780	2,525
BOURGUIGNON,BERNARD G	114,083	-
BOURKE,TERA L	76,858	616
BOURKE,ZOE	106,688	-
BOURNE,NATASHA L	102,354	-
BOURQUE,LORRAINE M	81,832	739
BOUTHILLIER,CATHLEEN A	112,098	2,934
BOUTILIER,GRACE	88,203	2,055
BOUTILIER,JENNIFER N	87,317	1,573
BOUTILIER,KESSA J	86,179	2,515
BOUTIN,SHAWN M	84,651	-
BOUTTELL,JACQUELINE L	100,774	-
BOUVEUR,RONALD C	112,086	1,028
BOWDEN,CANDACE P	124,945	-
BOWDIGE,JOHN E	84,216	-
BOWELL,NATHAN D	85,023	-
BOWEN,JENNIFER A	117,054	1,244
BOWEN,MICHAEL	116,477	95
BOWERS,KATELYN	81,995	180
BOWES,HAYLEY	81,287	-
BOWIE,DEXTER J	96,055	-
BOWKER,HAILEY K	81,178	497
BOWMAN,BRIAN J	151,891	1,557

Vancouver Island Health Authority

Schedule Showing Remuneration And Expenses Paid to or on behalf of Each Employee

For the Fiscal Year Ended March 31, 2023 (unaudited)

<b>Name</b>	<b>Remuneration</b>	<b>Expenses</b>
BOWMAN,CORAL	87,992	2,130
BOWMAN,MARIA DOLORES V	75,995	-
BOWN,DARLENE E	78,027	-
BOYADJOV,IVAN DR	78,234	-
BOYCE,CAROLYN K	110,886	22
BOYD,ALEXANDRA	87,023	28
BOYD,KARIN M	79,385	1,132
BOYER,JENNA R	88,628	-
BOYKO,JESSICA L	78,364	-
BOYLE,EMMA L	84,569	-
BOYLE,SUSAN	109,937	138
BOYLING,SHANNON H	105,244	-
BOZAK,ROCKLYND J	76,621	533
BOZOIAN,ANN	153,482	830
BOZORG,FARIDEH	79,624	-
BRABBINS,MICHELLE A	89,571	-
BRABENDER,TANJA	104,700	-
BRACK,LAYLA E	96,537	-
BRADBURY,CHRISTOPHER C	111,686	439
BRADBURY,JESSICA	107,584	-
BRADBURY,KYLA J	102,617	141
BRADLEY,KATIE E	98,005	26
BRADLEY,SUSAN	107,041	44
BRADY,ELYSE J	86,111	-
BRAITHWAITE,TAMARAH J	98,671	-
BRALSKI,SHILO N	91,462	293
BRAMAN,JAMIE L	222,681	4,374
BRAMHILL,VANESSA A	93,317	-
BRAMLEY,STEPHANIE	77,938	-
BRANCHI,KELLY	123,257	-
BRAND,KEVIN D	98,795	-
BRANDOLINI,TORRENCE O	80,509	5,666
BRANSON,KATHRYN A	101,692	-
BRANTING,KATHLEEN	75,532	-
BRAR,GARVEEN	83,837	-
BRASENELL,KATIE E	83,283	67
BRASSARD,JANEY L	80,499	-
BRASSET,WILLIAM J	107,398	-
BRAUN,JOHN R	124,321	678
BRAUTIGAM,TINA M	109,736	-
BRAY,JASON A	83,699	499
BRAY,TINA M	97,432	285
BREAU,CHERYL L	76,597	-
BREAULT,CARLY A	80,377	-
BRECKENRIDGE,PAMELIA A	93,693	-
BREIVIK,JIM T	79,445	730
BREKKO,TYLER	97,295	-
BRENNAN,CHRISTINE D	86,565	-
BRENNAN,JEREMY	136,750	-

Vancouver Island Health Authority

Schedule Showing Remuneration And Expenses Paid to or on behalf of Each Employee

For the Fiscal Year Ended March 31, 2023 (unaudited)

<b>Name</b>	<b>Remuneration</b>	<b>Expenses</b>
BRENNAN,MARK A	87,490	-
BRESSETTE,DOROTHY G	86,381	-
BRESTVANKEMPEN,PAULINE J	76,543	-
BRETHOUR,TESSA N	88,903	-
BREUER,LISA	99,423	-
BREWER,SUSAN C	123,189	2,231
BREWSTER,PAUL	115,217	-
BRICK,DAVID K	90,731	587
BRIDGEN,LEE	79,104	-
BRIDGES,HAILEY D	76,321	-
BRIGGS,ANGELA L	84,306	116
BRIGGS,CHRISTINA M	110,672	446
BRIGGS,KELSEY J	83,105	-
BRINAS,JOANNE C	106,647	9,698
BRINKMAN,CAMILLIA J	85,193	-
BRIONES,ROSALITA B	101,961	9,605
BRITT,KAYLEE A	89,883	-
BRITZ,DEVON F	105,073	-
BRITZ,LESLIE A	100,881	-
BROADHURST,TREVOR B	95,100	193
BROCKLEHURST,CLAYTON P	130,159	-
BROCKLEHURST,MICHELLE A	91,821	818
BROEKHUIZEN,RYAN G	88,486	-
BROEREN,CHERYL L	96,881	325
BRONSON,HEATHER M	93,796	-
BRONSON,KENDRA L	108,339	-
BROOKE,MEGAN S	85,272	688
BROOKES,ROBYN A	105,327	-
BROOKES,SUSAN A	84,190	209
BROOKS,CATHERINE M	102,990	1,364
BROOKS,FAITH	75,284	1,669
BROOKS,NICOLE M	90,991	-
BROOMHALL,BENJAMIN	77,022	2,329
BROTZMAN,ERIKA J	103,281	-
BROUSSEAU,KRISTEN E	99,517	732
BROWN,AMANDA M	116,300	-
BROWN,APRIL D	96,723	197
BROWN,ASHLEY A	130,163	1,596
BROWN,BRANDY	94,585	390
BROWN,CHARLOTTE	110,461	-
BROWN,DARREN	119,254	-
BROWN,IRENE MEARA	84,873	989
BROWN,JACQUELINE F	84,001	-
BROWN,JAMES A	105,052	-
BROWN,JANICE M	136,265	1,911
BROWN,JENNIFER K	79,462	-
BROWN,JOHN E	93,428	460
BROWN,JOYCE T	81,943	209
BROWN,KIANA L	82,922	-

Vancouver Island Health Authority

Schedule Showing Remuneration And Expenses Paid to or on behalf of Each Employee

For the Fiscal Year Ended March 31, 2023 (unaudited)

<b>Name</b>	<b>Remuneration</b>	<b>Expenses</b>
BROWN,LAURA S	121,163	783
BROWN,LAURIE M	111,207	-
BROWN,NICOLE C	105,176	2,015
BROWN,SARAH J	80,020	-
BROWN,TAMARA L	90,706	2,863
BROWNE,CHRISTOPHER W	112,911	-
BROWNE,THEA S	84,227	-
BROWNLEE,ELIZABETH M	108,880	-
BROWNRIDGE,RHEANNE P	88,460	-
BROZ,FRANK R	113,656	-
BRUCE,JEREMY D	181,062	1,833
BRUCE,KIM M	184,018	2,063
BRUCE,KIMBERLY S	81,635	-
BRUCE,MAEGAN	83,074	-
BRUCE,ROBIN E	89,872	1,403
BRUMWELL,DEAN W	96,474	1,756
BRUNELLE,SARAH G	76,152	-
BRUNET,JOSEPH YS	112,116	39
BRUSHETT,JONATHAN	92,886	320
BRUVALL,STEPHANIE R	78,178	-
BRYAN,DEANNA M	84,221	-
BRYAN,IRENA	75,429	1,594
BRYAN,JONENE I	117,718	2,333
BRYANT,ANNALEA C	113,279	2,987
BRYANT,CAMERON G	75,074	951
BRYANT,ELIZABETH M	106,169	-
BRYDON,COURTNEY E	119,124	20
BRYDON,SANDRA	105,214	-
BRYDON,WILLIAM A	79,022	322
BRYSON,FIONA J	122,088	957
BRYSON,MEGHAN	85,951	-
BUAN,ANN M	82,660	-
BUBA,LEOMAR	146,576	-
BUCATAN,HYACINTH S	81,113	-
BUCATAN,MAJEANETTE C	134,439	-
BUCHAN,ANDREA	95,041	-
BUCHANAN,AMANDA M	89,824	210
BUCHANAN,BRIAN D	100,430	2,192
BUCHANAN,DARREN T	76,625	508
BUCHANAN,KATARINA	120,311	-
BUCHART,MONICA Y	98,976	2,609
BUCHHOLZ,JESSICA	80,272	-
BUCKLER,DARREN J	124,537	568
BUCKLER,PATRICIA C	95,209	304
BUCKNALL,ANDREW J	85,035	-
BUDAI,WILLIAM J	116,603	1,874
BUDIMCIC,NIKOLINA	131,853	390
BUDYNSKI,LANA M	93,729	-
BUENAVIDEZ,GRACE P	90,233	2,769

Vancouver Island Health Authority

Schedule Showing Remuneration And Expenses Paid to or on behalf of Each Employee

For the Fiscal Year Ended March 31, 2023 (unaudited)

<b>Name</b>	<b>Remuneration</b>	<b>Expenses</b>
BUENCAMINO,FRANCIS SOLLER	126,569	-
BUGOY,EMILY J	106,018	-
BUGOY,GLENDA A	97,217	-
BUI,CHRISTINA H	133,540	1,272
BUI,VINCENT T	81,074	13,787
BUKUBA,BEATRICE	89,732	-
BULGER,AMANDA K	75,399	-
BULJAT,MARINA K	94,413	266
BULL,KATRINA L	91,084	1,149
BULLOCH,KERRI L	93,291	84
BULUSU,SEETHA PADMA	82,031	-
BUMATAY,JOCELYN C	80,850	-
BUNA,DONNA K	152,549	4,222
BUNKO,CAMILLE A	82,488	12
BUNNELL,DARREN L	145,444	-
BUNT,THUVAN	104,069	28
BUNTON,MELISE L	90,580	-
BURBIDGE,MATTHEW	90,777	62
BURBRIDGE,MEAGAN L	79,277	283
BURCZYK,CORRY E	76,622	-
BURGER,JENNIFER	89,638	970
BURGER,TANYA	76,650	-
BURGOS,NINO MANNY R	129,135	-
BURKE,ANDREA	91,667	-
BURKE,IAN J	77,840	76
BURKE,KIMBERLY A	166,978	-
BURKE,TALIA C	133,426	-
BURLEY,RAYANNE	106,619	-
BURLINGTON,ANNE F	106,708	-
BURNELL,LINDSAY M	90,975	-
BURNELL,RONALD F	98,419	1,814
BURNESS,LISA ANN	84,109	188
BURNHAM,NATALEE D	79,273	-
BURNS,JUVENA M	115,575	3,962
BURNS,MICHAEL L	79,923	3,978
BURNS,MICHELLE A	77,288	-
BURRELL,KASSANDRA	89,792	-
BURROWS,BARBARA E	104,193	-
BURROWS,MICHELLE L	81,084	2,626
BURTON,CHRISTINE N	77,113	-
BURTON,DANYA H	76,249	241
BURTON,KRISTEN J	96,187	727
BURTON,MICHELLE J	106,989	-
BUSHELL,CARLEE R	83,011	-
BUSKO,ANGIE M	76,807	1,563
BUSTARD,MELISSA D	111,315	1,308
BUTCHER,DANIKA	84,837	-
BUTCHER,MAGGIE L	79,609	135
BUTLER,ERICA B	159,131	44

Vancouver Island Health Authority

Schedule Showing Remuneration And Expenses Paid to or on behalf of Each Employee

For the Fiscal Year Ended March 31, 2023 (unaudited)

<b>Name</b>	<b>Remuneration</b>	<b>Expenses</b>
BUTLER,JUSTIN N	76,692	-
BUTLER,SHELLEY L	76,893	-
BUTLER,SUSAN M	114,651	937
BUTLER,VANESSA M	86,847	-
BUTLERSMYTHE,ELIZABETH M	84,933	-
BUTLIG,OMEGA L	102,555	-
BUTOT,MICHELE C	76,252	-
BUTT,KATRINA J	96,546	-
BUTTERY,CARLA JANE	102,657	723
BUXCEY,DEBRA S	114,812	-
BUXTON,ANNE M	109,468	-
BYBLOW,FRANCESCA R	109,669	-
BYE,AUSTIN W	87,766	2,047
BYERS,KELSEY J	81,744	9,379
BYLSMA,KAREN H	89,245	1,206
BYRNE,BRIGID	93,408	-
BYRNE,CHARLOTTE E	102,427	-
BYRNE,ROBIN	170,280	-
BYRNE,SARAH A	117,622	-
BYRNE,WENDY L	93,879	-
BYRON,ANGELA	120,261	-
BYRON,TARA D	103,816	390
CABALI,LOIS A	98,331	-
CABALLERO,JOHNNY BOY	82,785	1,113
CABANDE,CHARMILENE	106,386	-
CABANEROSDELMUNDO,NIEVALOR	121,427	20
CABANTOG,GINA L	83,423	114
CABATBAT,BOBMICHAEL	75,981	-
CABBAB,APRILANN D	78,892	-
CABRITA,AURELIA	101,474	-
CABUCO,MARIA CELESTE	102,780	-
CACANINDIN,EUNICE V	125,259	-
CACHAPERO,VILMA P	86,666	-
CADIEUX,SHAWNA L	81,311	269
CADIZ,FLORITA L	81,543	2,698
CADORETTE,CHANTAL A	76,870	-
CADY,CINDY M	103,264	1,412
CAHANDING,AZUCENA S	89,927	-
CAHILL,ROVILLE L	109,224	-
CAHOON,LOREEN F	104,104	-
CAI,JING	82,956	-
CAIN,MEAGHAN E	94,610	-
CAINA,MAIDA B	89,122	-
CAINES,MELANIE J	104,651	-
CAIRNS,TAMMY	94,838	791
CALABRESE,VICTORIA L	104,581	-
CALARA,JONI A	86,616	1,190
CALDER,JULIA	94,002	-
CALDWELL,ANNA L	86,887	-

Vancouver Island Health Authority

Schedule Showing Remuneration And Expenses Paid to or on behalf of Each Employee

For the Fiscal Year Ended March 31, 2023 (unaudited)

<b>Name</b>	<b>Remuneration</b>	<b>Expenses</b>
CALIZON,LUZ	105,412	-
CALLAGHAN,CELINA L	78,008	529
CALLAND,MARY S	76,161	-
CALLANDER,JENNA N	92,592	1,994
CALLETONG,HAZEL D	140,375	-
CALLOW,PAUL A	89,868	-
CALNAN,MEAGHAN C	142,420	83
CAMARILLO,ELOISA P	100,853	-
CAMBREY,ERICA D	136,396	2,780
CAMERON,BRODIE D	85,930	-
CAMERON,CATHERINE M	76,012	-
CAMERON,JANET M	136,132	60
CAMERON,JENNIFER L	115,519	-
CAMERON,PATRICIA C	76,972	141
CAMERON,SHAUNA L	75,820	1,358
CAMILON,JONALYN R	101,181	-
CAMISORA,ROWENA L	95,911	3,481
CAMMER,SHEILA M	92,361	829
CAMPAGNE,MADELINE C	94,457	400
CAMPANA,DARLENE C	91,405	-
CAMPBELL,ADAM B	89,044	-
CAMPBELL,ANGELA V	80,238	592
CAMPBELL,BARBARA J	92,459	-
CAMPBELL,DAVID L	124,863	415
CAMPBELL,DAVID P	81,986	-
CAMPBELL,DEANNA L	78,090	-
CAMPBELL,IAN R	106,694	-
CAMPBELL,JAMES J	103,697	101
CAMPBELL,JODI R	112,816	-
CAMPBELL,KELSEY D	118,034	1,734
CAMPBELL,KIARA L	77,277	100
CAMPBELL,KRISTEN	121,779	755
CAMPBELL,LARA M	122,926	-
CAMPBELL,MEGAN	88,813	-
CAMPBELL,MELISSA A	145,956	-
CAMPBELL,MICHELE E	99,697	1,658
CAMPBELL,MICHELLE L	108,169	-
CAMPBELL,NANCY M	130,097	-
CAMPBELL,NICOLE L	76,716	-
CAMPBELL,ROBERT S	107,507	-
CAMPBELL,RONALD J	79,573	-
CAMPBELL,SARA M	115,706	447
CAMPBELL,SHERRY S	104,824	-
CAMPBELL,SUSANNAH L	101,556	956
CAMPEAU,ALISON J	83,464	186
CAMPS,CELENA C	88,382	-
CANDELL,KATHRYN E	87,184	-
CANDELL,ROBYN M	129,470	3,984
CANNING,APRIL C	104,770	372

Vancouver Island Health Authority

Schedule Showing Remuneration And Expenses Paid to or on behalf of Each Employee

For the Fiscal Year Ended March 31, 2023 (unaudited)

<b>Name</b>	<b>Remuneration</b>	<b>Expenses</b>
CANNING,COLLEEN A	79,524	-
CANNING,LORI A	94,488	213
CANNON,LARISSA J	91,140	-
CANTY,ERIN M	117,423	-
CANUDAY,KATHLEEN	94,825	9,364
CAO,SOUVONIA	198,937	-
CAOUCETTE,KIMBERLEY L	115,165	283
CAOUCETTE,NICOLE L	80,933	-
CAPARA,CHRISTY	107,255	-
CAPIO,CRISTINA P	76,037	11,753
CAPIRAL,CATHERINE	76,812	155
CAPLAN,ERIN L	87,152	187
CARDER,JEFFREY W	96,982	282
CARDIFF,WENDY L	103,613	-
CAREFOOT,JENNIFER	97,154	2,725
CARERE,MARINA A	75,167	-
CAREY,TYLER M	106,014	255
CARIAGA,JONALYN	89,849	-
CARIAGA,MELANIE	94,238	79
CARIAGA,MICHELLE F	103,675	-
CARICUNGAN,BEVERLY G	111,737	9,521
CARIN,LAURA	80,979	319
CARLOS,DANIELLE	93,641	-
CARLOS,ROBIN A	92,145	11
CARLOW,MOLLY	75,787	-
CARLOW,TAMMY L	89,109	-
CARLSON,DAVID D	77,094	113
CARLSON,KELLY M	78,533	-
CARLSON,KIRSTINE	81,493	-
CARLSON,MATTHEW J	96,661	-
CARLSON,MELBA L	104,477	-
CARLSON,RICHARD B	121,134	-
CARLYLE,CYNTHIA L	82,565	318
CARMICHAEL,ALYSSA L	94,008	1,456
CARMICHAEL,BRIANNA M	87,039	87
CARMICHAEL,DARCY L	105,358	-
CARMICHAEL,TRACY M	138,328	-
CARPENTER,ERIN C	91,042	-
CARR,ASHLEY M	100,275	1,182
CARR,MICHAEL P	81,618	-
CARR,RACHEL E	84,354	35
CARRELLI,ISABELLE A	111,580	-
CARREON,CARLITO JR	96,563	-
CARRICK,EMMA C	123,121	-
CARRIERE,GINA A	83,439	-
CARRIERE,TIFFANY R	86,866	-
CARRINGTON,MAJA	83,867	200
CARROLL,DEVEN J	81,935	28
CARSON,CONNOR W	107,118	585



Vancouver Island Health Authority

Schedule Showing Remuneration And Expenses Paid to or on behalf of Each Employee

For the Fiscal Year Ended March 31, 2023 (unaudited)

<b>Name</b>	<b>Remuneration</b>	<b>Expenses</b>
CARSON, IAN P	85,095	915
CARSON, KEITH W	96,941	-
CARTER, BROOKE L	80,319	-
CARTER, CHARMAINE	84,589	-
CARTER, JENNIFER A	82,275	-
CARTER, MARJORIE I	99,175	-
CARTER, PETER D	104,360	5,681
CARTER, SHANNAN	90,020	-
CARTER, STEVE J	134,963	1,081
CARTERSIM, JOCELYN N	90,317	-
CARTERSIM, NORMAN G	119,306	-
CARTWRIGHT, KIM	101,497	220
CARTWRIGHT, TAYLOR	86,921	219
CARTWRIGHTOWERS, CAROLYN T	95,644	556
CARVAJALPEREZ, ERIKA	91,993	-
CARVATH, ROBERT A	108,633	-
CARY, MIRANDA A	103,310	2,479
CARYK, JULIA	89,701	620
CASEY, ALICIA H	86,890	-
CASS, JENNIFER	77,357	-
CASS, SANDRA J	81,039	-
CASTANADAY, FELICITA	76,155	1,061
CASTELLI, ADAM J	80,845	5,740
CASTELLI, CHRISTINA F	90,070	-
CASTILLANO, MIMIA MAUREEN S	91,873	-
CASTINO, FRANCESCO D	134,596	-
CASTLE, QUAID S	76,151	-
CASTLE, ROBIN E	93,824	-
CASTLEDINE, MICHAEL P	100,380	-
CASTNER, LESLIE R	104,620	-
CASTRO, RENISSA	89,326	6,310
CATANEO, MICHELLE	94,834	-
CATARATA, JANE F	77,415	365
CATLING, CAROLIN	84,870	-
CATON, ALEXA	108,987	3,088
CATTON, KRISTEN L	113,787	6,921
CAULDERWOOD, JULIE D	82,561	-
CAVA, ARIANEMISHAEL V	97,275	416
CAWTHORNE, NICOLE A	92,796	-
CAYA, ALLDER S	120,542	-
CAYER, KENDRA	89,209	7,949
CAZA, SARAH	84,059	7,954
CECCO, PAMELA J	81,200	917
CELESTE, AMALIA E	76,667	2,674
CELESTE, JESSICA	127,327	-
CERILLI, DAVID	96,621	208
CERMAKOVA, DANIELA V	77,737	-
CHABOYER, CARMEN L	77,097	-
CHADWICK, EVANGELENE K	80,479	-

Vancouver Island Health Authority

Schedule Showing Remuneration And Expenses Paid to or on behalf of Each Employee

For the Fiscal Year Ended March 31, 2023 (unaudited)

<b>Name</b>	<b>Remuneration</b>	<b>Expenses</b>
CHAILLER, LOUISE A	96,541	-
CHAKAWA, SIPHIWE	112,085	-
CHALIFOUR, JEHIAH G	113,843	3,028
CHALKE, NICOLA J	79,938	2,136
CHALMERS, ANGELA M	90,051	-
CHALMERS, BRETT A	94,193	141
CHALMERS, LEAH R	101,910	2,229
CHAMBERLAIN, DELANEY	100,223	120
CHAMBERLAIN, DOUGLAS G	78,340	302
CHAMBERLAIN, MADISON A	102,073	-
CHAMBERLAIN, VALERIE F	97,418	167
CHAMBERS, MOIRA J	113,760	702
CHAMBERS, ROBERT	98,342	1,702
CHAMBERS, SARA M	105,143	-
CHAMBERS, VALERIE A	101,221	565
CHAMBERS, WILLIAM T	130,951	1,369
CHAMPOUX, KEN	154,888	1,092
CHAN, CHIYING JESSICA	85,619	1,217
CHAN, DARREN	102,109	-
CHAN, FRANCISCO P	82,322	-
CHAN, KAREN Y	77,798	3,500
CHAN, LEONARD H	78,407	-
CHAN, MARYGRACE	75,414	-
CHAN, SILVANA	86,820	1,177
CHAN, TONY C	127,854	-
CHANCHALANI, DINESH	90,263	529
CHANDEFEHR, LESLEY J	87,746	-
CHANG, EVAN	108,994	-
CHANG, HAO	99,094	-
CHANG, HEATHER C	82,186	-
CHANJONGCO, ARJAY	84,365	-
CHAPMAN, AMANDA L	100,302	1,310
CHAPMAN, CANDACE E	123,635	1,232
CHAPMAN, HILARY J	78,284	-
CHAPMAN, JENNIFER E	114,754	112
CHAPMAN, JULIANNA L	117,225	-
CHARBONNEAU, DONALD L	100,983	-
CHARLES, ERIN A	146,430	-
CHARLTON, PAUL A	107,004	-
CHARLTONKRAL, ALEX M	88,902	-
CHARTERS, KELLEY A	103,613	-
CHARTRAND, ASHLEY E	102,834	-
CHASE, MELANIE A	121,518	-
CHASSIE, ERIN L	80,496	-
CHATTEN, DARREN W	92,161	-
CHAVEZ, CARLOS O	118,552	-
CHEE, ASHLEY C	91,173	-
CHEEK, JENNIFER M	105,173	-
CHEEMA, ISHWARPREET	122,408	-

Vancouver Island Health Authority

Schedule Showing Remuneration And Expenses Paid to or on behalf of Each Employee

For the Fiscal Year Ended March 31, 2023 (unaudited)

<b>Name</b>	<b>Remuneration</b>	<b>Expenses</b>
CHEEMA,SUMEET K	105,351	1,178
CHEETHAM,KARLEEN M	92,617	520
CHEN,ANDREA N	80,963	-
CHEN,CYNTHIA H	77,828	-
CHEN,DANNY	76,136	-
CHEN,EMILY	91,337	-
CHEN,FAN	82,044	1,177
CHEN,FANG	99,807	-
CHEN,HONGYAN	80,236	-
CHEN,PENG	100,433	-
CHEN,QUN Y	76,029	2,980
CHEN,RUITIAN JENNIFER	80,155	-
CHEN,WENXIN	89,904	608
CHEN,YANQIU M	160,579	-
CHENG,RUIFANG	90,625	-
CHENG,VINCENT	117,574	-
CHENIER,TIMOTHY R	85,460	-
CHEONG,SHELLY D	89,774	-
CHEQUER,MICHELLE	111,542	630
CHERRINGTON,KAREN E	96,437	3,000
CHERRY,GREGORY T	75,688	31
CHERWINSKI,NICKOLAS J	91,335	664
CHESLEY,MEGHAN A	86,570	290
CHESTER,AMBER JOY NICOLE	78,556	87
CHESTER,MADISON C	91,457	-
CHESTER,ROBERTA L	88,587	-
CHESTNUT,COLLEEN A	83,961	-
CHEVALIER,TRICIA M	81,507	368
CHEVELDAVE,JANET	97,222	-
CHEYNE,KERRY J	82,401	-
CHIANG,LI C	146,333	-
CHIASSON,THERESA M	79,232	-
CHIKOWSKI,JENNIFER J	86,802	-
CHILDRESS,ALYSSA D	75,408	18
CHILSON,ALAYNA D	93,740	-
CHIN,FLORA	101,270	-
CHIODO,CARINA	78,523	902
CHISHOLM,KARIN M	125,988	-
CHISHOLM,PATRICIA M	82,608	2,592
CHISTE,FRANCESCA P	127,783	1,472
CHITTETTU,JISHA J	113,077	-
CHIU,VANESSA O	100,097	-
CHMELIK,CLAYTON J	103,377	251
CHMIEL,BERNADETTA	118,905	257
CHO,SOO HYUN	131,434	-
CHOI,SUN YOUNG	258,115	-
CHOI,YOONSUH	87,237	-
CHOKI,DECHEN	89,282	-
CHONG,ANNA	82,987	176

Vancouver Island Health Authority

Schedule Showing Remuneration And Expenses Paid to or on behalf of Each Employee

For the Fiscal Year Ended March 31, 2023 (unaudited)

<b>Name</b>	<b>Remuneration</b>	<b>Expenses</b>
CHONG,MEGAN L	81,886	-
CHOO,KELSEY R	99,918	-
CHOW,MAX	79,597	2,525
CHOW,STACEY A	101,849	1,450
CHOW,VICTORIA	88,753	-
CHREST,ROSALIE A	82,865	251
CHRISLEY,EMILY D	76,442	-
CHRISTALL,KEITH	111,659	378
CHRISTALL,MELANIE A	83,412	424
CHRISTENSEN,JODY L	95,439	-
CHRISTENSEN,ZACHARIA C	78,502	-
CHRISTIAN,YUPADEE	208,956	-
CHRISTIENSEN,CARMEN D	76,857	1,423
CHRISTIENSEN,CHERYL S	78,405	-
CHRISTIE,ALLAN	87,038	62
CHRISTIE,GORDON	77,349	-
CHRISTIE,JACK	101,608	-
CHRISTINK,KAREN M	94,719	-
CHRISTISON,DAWN	101,712	2,815
CHRISTMAS,HAILEY C	119,386	-
CHRISTNEY,COLLETTE	117,770	-
CHRISTOFFERSEN,TERESA D	164,130	-
CHUA,CHRISTOPHER F	81,953	-
CHUBACHINA,TATYANA I	104,139	45
CHUENCHOMYING,SUPHAPORN	84,686	-
CHUGH,SANJAY K	88,014	196
CHUGH,VANDANA	103,144	-
CHUMBER,RAJ R	131,420	-
CHUNG,SUSAN J	83,335	1,244
CHURCH,JENA MICHELLE	78,864	-
CHURCHER,STEPHANIE L	102,569	3,812
CHUTE,CASSANDRA A	106,575	693
CHUTTANI,GURPREET	76,763	-
CHYZOWSKI,TRUDY M	113,860	-
CIANFLONE,ELEANORA L	105,709	323
CINA,BARBARA	138,365	-
CIOLFI,MONICA L	104,753	-
CLAIRMONT,SARAH R	80,857	634
CLAITERLARSEN,CATHERINE A	260,513	5,100
CLAMOS,LOREMEY L	114,410	-
CLANCEY,CHERYL L	96,370	-
CLAPHAM,TERRY R	82,166	-
CLARABUT,RIELY	81,847	835
CLARE,PENNY L	98,628	1,684
CLARK,BRENDA E	81,644	3,703
CLARK,BRITTANY D	87,892	297
CLARK,CASSANDRA D	87,754	-
CLARK,DARLA J	120,164	-
CLARK,ELAINE I	143,327	4,867

Vancouver Island Health Authority

Schedule Showing Remuneration And Expenses Paid to or on behalf of Each Employee

For the Fiscal Year Ended March 31, 2023 (unaudited)

<b>Name</b>	<b>Remuneration</b>	<b>Expenses</b>
CLARK, GRAEME D	78,738	-
CLARK, JASON M	80,287	176
CLARK, KATHY	98,273	-
CLARK, KYRA R	91,950	-
CLARK, LEONISITA H	117,613	1,014
CLARK, LISA G	153,382	10,874
CLARK, SANDRA J	121,557	-
CLARK, SELENA	82,803	-
CLARK, STEWART D	104,502	-
CLARK, TAMMY R	99,715	112
CLARKE, ASHLEY S	75,712	-
CLARKE, JEREMY J	108,981	2,750
CLARKE, KEVIN M	150,511	-
CLARKE, LISA	95,920	-
CLARKE, RAJAN K	82,480	-
CLARKE, REBECCA J	104,117	330
CLARKE, SCOTT M	83,587	31
CLARKE, TANYA C	89,648	-
CLARKE, WILLIAM	91,040	-
CLAUDIO, RANJEE	169,782	-
CLAUGHTON, DEAN A	78,753	782
CLAUGHTON, SAGE E	83,890	20
CLAUS, TAMMY A	118,470	-
CLAUSEN, JILLIAN E	103,982	-
CLAYTON, BRENT C	105,223	2,875
CLAYTON, MARIGOLD F	92,530	-
CLAYTON, RYAN J	227,343	-
CLEGG, JULIEANN M	77,815	1,216
CLEMENTE, CHIARA	83,582	-
CLEMENTS, NANCY E	87,244	2,953
CLEVERLEY, ESTHER D	105,250	8,819
CLIFF, SPENCER G	125,357	-
CLIFFORD, LAURIE D	87,579	1,149
CLOAD, JASMINE A	80,814	91
CLOAK, KATHRYN M	85,732	-
CLOSE, JORDAN E	78,740	-
CLOSS, CHRISTINA K	89,540	440
CLOUTHIER, CHELSEA S	93,369	4,863
CLOUTHIER, KATELYN R	82,453	483
CLUTE, KRISTINA I	105,657	-
CLYNE, KYLIE E	98,907	-
CO, MARIA BIANCA M	82,279	-
COATES, KATLYN D	89,354	-
COBLENZ, VICTOR	128,577	1,177
COCHRAN, HOLLY S	90,857	831
COCHRANE, CHERYL A	89,482	102
COCHRANE, ELIZABETH R	114,212	-
COCKBURN, JULIA	98,952	4,527
COFFEY, TARYN M	79,190	938

Vancouver Island Health Authority

Schedule Showing Remuneration And Expenses Paid to or on behalf of Each Employee

For the Fiscal Year Ended March 31, 2023 (unaudited)

<b>Name</b>	<b>Remuneration</b>	<b>Expenses</b>
COHEN,ELEANOR R	93,148	-
COHEN,ISRAEL	86,926	1,172
COLBOURNE,SAMANTHA D	111,223	9,765
COLBOURNE,SUZANNA C	77,536	3,540
COLE,JOANNE C	105,285	621
COLE,LAURIE G	87,413	1,646
COLE,LOUISA M	113,319	-
COLE,SHANNON J	81,483	3,729
COLEMAN,DONALD R	117,620	633
COLEMAN,LOUANNE G	91,784	7,500
COLIGADO,LOWELLA A	104,389	-
COLLETT,NATHALIE M	105,330	1,590
COLLEY,DONNA J	123,984	-
COLLIAR,BEVERLYANN	78,714	-
COLLICOTT,CATHERINE	96,006	1,353
COLLIN,EMILY A	77,230	67
COLLIN,RACHEL G	82,606	2,935
COLLINGEWAGNER,WANDA L	79,281	4,770
COLLINS,JEANIE M	83,380	-
COLLINS,JOSHUA F	118,584	1,106
COLLINS,KYLE	112,939	137
COLLINS,SUSAN D	96,593	159
COLLIS,JENNIFER A	98,883	-
COLLISHAW,CHRISTIN A	100,976	325
COLLISHAW,WILLIAM L	110,946	-
COLLYER,SARAH A	109,100	-
COLLYER,WAYNE G	118,907	-
COLPRON,JOSEPH JOEL	82,819	-
COLTMAN,ANDREA	81,381	-
COLYN,DARREN G	101,737	1,197
COLYN,GILLIAN	114,118	-
COLYN,MARINA	108,102	-
COMAS,ELVIRA	84,662	-
COMFORT,KELLY L	93,920	-
COMPENDIO,LEA A	134,209	-
COMTOIS,ELISABETH M	77,257	-
COMUZZI,JOHN A	78,929	23
CONFORZI,COREY	100,924	-
CONNACHER,ALANNA	86,217	-
CONNAGHAN,SCOTT B	111,964	-
CONNATTY,CHELSEA D	78,356	-
CONNELL,CHANTEL P	87,678	1,144
CONNELL,NATASHA J	105,154	3,093
CONNELLY,KELLIE C	104,666	-
CONNOR,LIZABETH J	120,129	-
CONNORS,KATHRYN L	76,904	-
CONROYDOLL,CATHERINE	100,357	-
CONSTANTINESCU,LYNN	88,171	219
CONTANT,ISABEL	129,539	150

Vancouver Island Health Authority

Schedule Showing Remuneration And Expenses Paid to or on behalf of Each Employee

For the Fiscal Year Ended March 31, 2023 (unaudited)

<b>Name</b>	<b>Remuneration</b>	<b>Expenses</b>
CONWAY,DONNA D	174,172	3,008
CONWAY,HARJINDER K	75,890	1,498
CONWAY,MICHAEL A	94,743	292
COOK,ANDREW A	81,420	1,952
COOK,ASHLEY M	86,345	-
COOK,CARLOS	162,847	-
COOK,CATHERINE A	88,513	-
COOK,ERYN A	78,190	1,034
COOK,MARY	96,481	23
COOK,NICOLE	121,516	950
COOKE,JUDITH G	98,553	136
COOKE,SANDRA K	86,394	-
COOLEN,MARY PENNY L	93,472	-
COOMBES,ZENAIDA	189,370	450
COONCE,VASUDEVA P	78,783	-
COOPER,CAROLYN J	105,741	-
COOPER,DEVAN	103,150	916
COOPER,MEAGAN D	87,659	297
COOPER,PENELOPE J	77,321	1,921
COPE,MADELEINE L	95,984	-
COPEMAN,SHERRIE L	132,981	-
COPITHORNE,ALEENA	90,492	-
COPLEY,CHARLENE A	106,154	156
COPP,ADAM W	90,895	382
COPP,TONYA	86,925	7
COPPEN,DANIEL J	78,357	773
CORBETT,GRAYSEN O	104,702	836
CORCINO,LILIBETH M	76,117	2,049
CORCORAN,CARISSA A	100,818	261
CORCORAN,MICHAEL T	96,398	462
CORDER,MEGHAN E	101,160	32
COREY,EMILY	91,943	-
CORK,RACHELLE A	94,196	3,601
CORKERY,LISA M	82,364	2,598
CORMIER,JOLINE	112,408	-
CORNELIO,GOLD A	104,820	-
CORNISH,AMBER C	113,422	118
CORPUS,MARICHU	120,358	-
CORPUZ,DIVINA L	77,541	-
CORR,LIBBY	77,787	-
CORRIN,VICTORIA S	82,400	1,946
CORRIVEAU,MIEKE C	97,332	-
CORRY,ERIN R	109,029	712
CORTEZ,MAY M	117,747	-
CORWIN,TRACY A	112,641	1,585
COSGRAVE,LINDSAY	105,891	380
COSGRAVE,LOIS E	83,816	-
COSSEY,DAVID W	80,107	-
COSSEY,DEBRAH A	97,964	450

Vancouver Island Health Authority

Schedule Showing Remuneration And Expenses Paid to or on behalf of Each Employee

For the Fiscal Year Ended March 31, 2023 (unaudited)

<b>Name</b>	<b>Remuneration</b>	<b>Expenses</b>
COSTAN,FLORENCE B	90,618	-
COSTAN,JOEL	86,910	-
COSTANZA,CHELSEA N	94,138	-
COSTELLO,JULIE K	83,979	-
COSTELLO,SHANNON L	119,286	-
COTE,BEVERLEYJOAN	118,929	1,274
COTE,BRITTANY R	104,293	266
COTE,JULIA M	86,053	65
COTTAM,CARLY	95,633	-
COTTMeyERS,RHEINA C	90,073	-
COTTON,LESLEY A	87,252	992
COTTON,RICHARD J	165,129	2,390
COTTRELL,SARAH L	83,031	145
COULDWELL,HEATHER	81,970	1,183
COULOMBE,JENNIFER A	109,527	-
COULSON,JOSHUA L	116,157	-
COULTAS,JENNIFER M	84,536	-
COURT,GRACE	76,422	1,553
COURT,JENNER P	122,009	-
COURVILLE,TROY	109,551	342
COUTU,EMILY	95,619	406
COUTURE,LAUREN L	94,539	-
COUTURE,SUSAN L	87,964	1,300
COWBURN,LYNNE M	103,317	475
COWLES,KIRSTEN B	81,434	267
COX,BRIDGETTE R	80,319	-
COX,DEBORAH	89,772	-
COX,HANNA J	152,078	3,138
COX,JUANITA V	88,246	-
COX,KATHERINE L	150,067	1,069
COX,KATHRYN	152,501	18,362
COX,KELLY J	131,440	-
COX,LEAH M	96,752	-
COX,RICHARD M	130,522	-
COX,SHELLEY M	90,378	266
COY,ROSALIND LOUISE	76,293	1,823
COYLE,BRITTANY O	95,237	-
COYNE,AMBER N	95,739	-
CRACKNELL,BEVERLY A	105,856	495
CRAGG,GINA	111,106	-
CRAGG,SHANNON M	116,057	436
CRAIG,ERIC	97,426	-
CRAIG,KRISTA L	106,226	-
CRAIG,LARISSA G	89,477	30
CRAIG,SHELLY A	101,757	-
CRANSTOUN,MARLENE	107,497	-
CRAPE,DARCIE A	77,557	-
CRAVEN,CANDY K	95,562	571
CRAWFORD,ASHLEY	144,316	-



Vancouver Island Health Authority

Schedule Showing Remuneration And Expenses Paid to or on behalf of Each Employee

For the Fiscal Year Ended March 31, 2023 (unaudited)

<b>Name</b>	<b>Remuneration</b>	<b>Expenses</b>
CRAWFORD,CHELSEA L	102,597	-
CRAWFORD,KARA L	121,682	45
CRAWFORD,KERRI L	84,934	2,363
CRAWFORD,NATHANAEL A	89,487	399
CREAK,ALLISON B	103,112	-
CREASEY,MADDISON T	104,088	-
CRIBBY,NICOLE L	97,498	-
CRIGHTON,KRYSTAL L	92,497	186
CRIPPEN,EVELYN U	78,994	-
CRISP,BREANNE S	88,069	208
CRISP,FIONA C	104,608	1,704
CRISTOBAL,ERWIN Y	116,296	7,439
CRLJENKOVIC,HANS	117,296	188
CROASDALE,MARK	96,818	5,218
CROCKER,LINDA A	93,602	-
CROCKFORD,JENNIFER L	107,977	-
CRONMILLER,DIANNE E	78,556	269
CROSBIE,KEVIN M	100,170	-
CROSBY,MICHELLE A	142,211	1,700
CROSS,DANIEL G	108,940	-
CROSS,SHANNON M	115,734	374
CROSS,VALERIE M	79,571	183
CROSLAND,KATHERINE S	135,230	-
CROSWELL,TIM M	125,945	-
CROTEAU,TREVOR	90,571	805
CROTTEY,LISA M	75,457	-
CROTTY,PAULA M	82,656	197
CROUSE,CAILEY A	79,220	-
CROWDER,CHELSEA A	103,000	-
CRUCIL,JAIME L	79,715	-
CRUSE,PAIGE M	90,219	-
CRUZ,JHINA C	95,048	2,715
CRUZ,MARIA C	88,930	5,294
CRUZ,MARK R	141,259	1,215
CRUZADA,JENNETTE M	136,881	-
CSIMA,ANDREA C	94,856	2,015
CSIMA,DOUGLAS	122,195	-
CSIZMAR,OLIVIA	100,946	95
CUELLO,ANNAJOY L	81,021	-
CUIZON,EMILY M	85,178	-
CUIZON,MARIO C	77,803	-
CUIZON,PAUL D	101,785	-
CULL,ESME A	126,914	-
CULLETON,DARCY L	79,850	5,740
CULLEY,CELIA L	133,611	480
CULO,NICOLE M	87,263	-
CUMBERBATCH,SHARON G	87,378	-
CUMBERLAND,BROOKLYNN P	97,778	-
CUMMING,HILLETA K	97,721	638

Vancouver Island Health Authority

Schedule Showing Remuneration And Expenses Paid to or on behalf of Each Employee

For the Fiscal Year Ended March 31, 2023 (unaudited)

<b>Name</b>	<b>Remuneration</b>	<b>Expenses</b>
CUMMINGS,EMILY	177,948	-
CUMMINS,SHARI L	93,914	113
CUNHA, TIFFANY L	87,629	-
CUNNINGHAM, COLLEEN M	96,566	-
CUNNINGHAM, MEGAN L	137,620	38
CUNNINGHAM, TRAVIS	98,228	62
CURAMENG, ELSA A	115,637	-
CURRAN, REBEKAH	110,497	-
CURRIE, FIONA J	86,411	-
CURRIE, SARAH M	122,652	27
CURRY, DEANNE J	123,740	2,887
CURRY, MICHELLE	79,716	-
CURTIS, JAMES E	78,247	-
CURTIS, KARLEEN R	92,150	76
CURTIS, LEANNE S	86,878	1,049
CURTIS, MIRANDA	98,193	463
CURTIS, TRICIA L	114,114	831
CUSHING, JEAN H	103,389	-
CUSSON, BRITTANY C	81,005	-
CUSTANCE, GARY R	98,334	-
CUSTODIOSCOTT, NOEMI	91,837	-
CUTLER, LEAH N	77,813	-
CUTT, CAROLYN	115,256	943
CUYUGAN, DONALD	125,271	-
CYR, BIANCA M	85,004	-
CYR, KENDRA D	88,523	994
CYR, MELANIE	126,490	2,253
CYR, MICHELLE M	89,452	-
CYR, SANDRA L	91,674	171
CZARNECKI, CHRISTINE E	108,354	-
CZYZ, PATRICK	137,313	151
DAGENAIS, JENNIFER L	130,313	-
DAHIYA, SOMBIR S	111,715	4,827
DAHL, ROBYN M	84,285	-
DAHL, ZOE	78,411	-
DAIBA, MAKI	145,107	450
DAIGNAULT, SAMUEL C	97,560	-
DAJOYA, JOVY P	99,606	56
DAKIN, VALERIE ANNE	113,657	-
DALAFU, RAYMUNDO T	75,015	-
DALBY, MELANIE A	92,672	-
DALE, MICHELLE P	90,439	-
DALLACQUA, DIANNE	99,374	876
DALLAIRE, SASHA	95,822	576
DALLEVEDOVE, ANGELINE R	103,810	888
DALLEVEDOVE, SARAH J	81,117	762
DALMANN, JAYME	94,002	462
DALTON, BARBARA J	78,383	-
DALTONGIBSON, KAITLIN E	102,365	-

Vancouver Island Health Authority

Schedule Showing Remuneration And Expenses Paid to or on behalf of Each Employee

For the Fiscal Year Ended March 31, 2023 (unaudited)

<b>Name</b>	<b>Remuneration</b>	<b>Expenses</b>
DALWADI,KUSH C	94,460	32,392
DALY,LINDSEY E	87,362	-
DALY,NATHAELE	77,434	4,428
DALZELL,MICHELLE I	90,798	1,570
DALZIEL,NATASHA K	86,104	-
DAMINI,DANIKA	92,056	-
DANCE,CHRISTOPHER J	95,634	549
DANGLI,REINALUZ	93,455	-
DANIEL,KEVIN	127,621	3,219
DANIEL,MADELENE E	109,136	1,035
DANIEL,MELANIE J	94,787	-
DANIELE,ANTHONY	111,379	-
DANIELS,CHRISTINA A	82,645	-
DANIELS,CORRINA D	87,753	55
DANIELS,HEATHER C	95,046	-
DANIELS,JENNIFER I	92,194	159
DANIELS,JUVY D	139,328	-
DANIELSON,CARLA R	101,870	-
DANIELSON,LORI J	88,318	-
DANKWERTH,LINDSAY V	98,254	3,900
DANLEY,DIANE	156,807	-
DANN,LUCY	104,324	693
DANTING,MARC ANTHONY	81,954	1,490
DANTING,MARCGIL M	112,293	3,334
DAO,HIEU	80,239	231
DAO,RUTH C	87,322	-
DAOS,MA ELIZABETH N	88,500	12,971
DAOUST,RHONA S	82,415	149
DARBYSHIRE,BARBARA A	84,306	-
DARCY,CHARLOTTE M	87,410	-
DARGATZ,ANNE	88,765	250
DARVEAU,DAWN E	143,327	-
DARVILL,KATHLEEN M	85,688	-
DARY,CHARLIND LEANNA	94,746	533
DASAL,DONNABELL	84,227	-
DASH,SHARON L	127,734	490
DASILVA,RICARDO	91,812	-
DASS,KULDIP	168,719	-
DATINGUINOO,JOSHUA M	95,607	-
DAU,DUOT D	77,861	316
DAUNCEYELWOOD,VICTORIA R	87,627	593
DAVENOCK,MARITESS T	79,533	-
DAVENPORT,ALLEN T	175,118	-
DAVEY,REBECCA	105,316	-
DAVIDGE,ALEXANDRA K	76,903	821
DAVIDSON,ALANA C	103,320	-
DAVIDSON,AMABEL A	101,930	-
DAVIDSON,ANASTASIA K	99,888	368
DAVIDSON,PATRICK C	85,161	-

Vancouver Island Health Authority

Schedule Showing Remuneration And Expenses Paid to or on behalf of Each Employee

For the Fiscal Year Ended March 31, 2023 (unaudited)

<b>Name</b>	<b>Remuneration</b>	<b>Expenses</b>
DAVIDSON, WESTLEY	203,432	8,365
DAVIE, TERESA	93,730	-
DAVIES, BRITTNEY V	118,189	-
DAVIES, CAITLIN S	149,328	4,101
DAVIES, CERI L	84,130	722
DAVIES, CHAYLENE	77,321	-
DAVIES, DARLENE J	92,763	-
DAVIES, EILEEN F	75,433	-
DAVIES, GILLIAN N	77,980	-
DAVIES, HELEN A	146,594	139
DAVIES, HOLLIE L	88,765	-
DAVIES, KAREN K	88,139	77
DAVIES, LATICIA A	104,871	-
DAVIES, MEG	79,873	-
DAVIES, RUBY D	82,062	-
DAVIS, ALEXANDRA N	96,190	201
DAVIS, ALISTAIR	82,121	1,228
DAVIS, ANDREA H	76,096	-
DAVIS, CAROLYN	94,130	722
DAVIS, COLLEEN M	79,295	1,555
DAVIS, JOSHUA K	113,923	-
DAVIS, JULIA D	90,289	-
DAVIS, KIRSTEN K	85,454	116
DAVIS, KYNA N	100,654	-
DAVIS, PENNY J	96,848	37
DAVIS, SARAH Q	102,365	-
DAVIS, STEPHANIE M	126,115	45
DAVIS, TERRELL D	91,565	-
DAVISON, HANNAH	80,825	-
DAVISON, JONI L	76,147	-
DAVISON, SANDRA C	86,670	300
DAVOREN, JILL M	107,543	271
DAWES, CRISTIANA L	118,787	26
DAWSON, ANNA L	134,561	473
DAWSON, CHARLENE A	129,048	-
DAWSON, LISA	84,953	-
DAWSON, LOVELYGEN	102,753	-
DAWSON, NICOLE M	112,777	-
DAWSON, SANDRA L	113,830	-
DAWSON, SEAN T	102,992	-
DAY, BRODIE	93,206	4,888
DAY, COLLEEN E	103,548	-
DAY, PATRICIA A	247,661	-
DAY, RINA	83,347	-
DAZO, EMMYLOU	88,675	-
DEAN, JAMES E	127,969	-
DEAN, JESSIE L	91,690	-
DEARING, ANNE J	88,322	390
DEARTOLA, ASHLEY E	90,273	163

Vancouver Island Health Authority

Schedule Showing Remuneration And Expenses Paid to or on behalf of Each Employee

For the Fiscal Year Ended March 31, 2023 (unaudited)

<b>Name</b>	<b>Remuneration</b>	<b>Expenses</b>
DEAS,KAITLYN	103,227	7
DEBIASIO,COLLEEN	85,118	-
DEBOER,CAROLYN N	104,219	727
DEBOEVER,SOPHIE	88,548	-
DEBOURCIER,PETER D	114,740	-
DEBRUIJN,CHELSEA M	95,572	-
DEBRUIN,LOUIS D	177,230	-
DECECCO,LEEANN	110,694	2,412
DECECCO,SARAH K	97,727	-
DECK,ALEXANDRA M	94,952	-
DECKSHEIMER,SHANNON L	103,143	435
DECREPITO,PATRIA D	90,789	-
DEEBLE,LINDSAY C	114,919	31
DEELSTRA,ELYSSA K	86,753	-
DEFORGE,AMANDA M	117,181	4,843
DEFRANE,COLLEEN D	78,820	-
DEGIROLAMO,LEIA M	90,507	-
DEGOEDE,MACKENZIE G	87,759	-
DEGRAAF,NATASHA S	82,022	-
DEGROOT,JANICE C	95,497	-
DEGUIRE,MAEGAN	83,891	-
DEGUZMAN,ALYANAKRISTEL	89,199	-
DEGUZMAN,JOHNKEMUEL	78,451	1,956
DEGUZMAN,MA NELIA	107,424	-
DEIGAN,KATHERINE E	89,090	-
DEIGAN,MICHAEL J	79,467	-
DEIGH,JEVAN A	75,469	-
DEIGH,MELANIE G	76,049	-
DEINES,RACHEL N	107,460	-
DEINES,TRACEY J	81,419	336
DEJESUS,MARDIONETTE L	81,197	-
DEJONG,ANGELA L	95,441	-
DEJONG,GILLIAN L	77,525	-
DEKOWNY,LAIN	144,361	3,882
DELACRUZ,BRENDA	125,601	-
DELACRUZ,GLENDYROSE M	75,537	-
DELACRUZ,LUISITO V	166,486	-
DELACRUZ,MEILANY M	98,171	-
DELACRUZ,RITA B	105,529	-
DELAESPRIELLA,AARON W	104,703	499
DELALCAZAR,SARAH A	84,155	-
DELALUNA,VANNEZA D	128,321	10,549
DELAPENA,JAMES L	90,400	1,364
DELARGE,MALLORY	106,601	825
DELAROSA,ELNORA G	80,735	9,079
DELBIANCO,TANYA M	89,473	1,584
DELEENHEER,JOSHUA	81,923	504
DELEEUW,BRIAN T	90,682	972
DELEON,MARIA N	85,306	-

Vancouver Island Health Authority

Schedule Showing Remuneration And Expenses Paid to or on behalf of Each Employee

For the Fiscal Year Ended March 31, 2023 (unaudited)

<b>Name</b>	<b>Remuneration</b>	<b>Expenses</b>
DELLABOUGH, LEANNE B	78,382	1,142
DELLEBUUR, MARY ALLISON	112,400	-
DELLERT, EMMA A	92,846	105
DELMO, DONNA	99,327	-
DELMUNDO, BLANDINA M	130,664	-
DELMUNDO, KENNETH	91,743	-
DELNIN, MATTHEW G	89,286	-
DELOSREYES, CECILE ELLEN	77,922	8,087
DELOSREYES, RENALDO	76,508	6,090
DELRIO, ANTONIO	129,642	2,616
DELROSARIO, DORIS C	84,631	-
DELVECCHIO, DANIEL M	110,595	808
DEMCHUK, CAROL L	76,620	-
DEMERS, LAUREL C	117,641	-
DEMERS, LISA	81,539	-
DEMERS, NISHA LANICE	115,922	-
DEMIDOFF, LISA D	111,827	63
DEMMY, JAQUELYNNE M	113,262	2,206
DENBOER, BARBARA L	89,393	-
DENDL, WENDY D	101,563	-
DENG, HONG B	85,887	-
DENHAM, DONALD P	92,588	665
DENHOLME, CHARLIE C	95,475	1,971
DENISJALLOW, MARYLENE	102,277	-
DENISSOVA, OLGA M	125,192	-
DENNEY, AMANDA R	89,143	283
DENNIS, ANGELINE	99,695	-
DENNIS, MELANIE J	77,701	-
DENNIS, MICHELLE L	109,157	4,136
DENNIS, TRACY D	86,965	-
DENNISON, DANA M	82,708	-
DENNISON, JASON T	132,141	-
DENTON, KAREN J	79,016	-
DEOCHOA, KAISHA	132,924	197
DEPAOLI, TAMARA D	78,948	9,160
DEPAPE, DALANEY	82,249	371
DEPASQUALE, SHAWNETT A	95,077	-
DEPROY, KAREN J	94,303	-
DERASP, ROBERT J	88,884	-
DERIDDER, MARIA	123,295	-
DEROO, CYRILL	77,978	-
DEROYVANZUYDEWYN, JENNIFER	114,719	498
DERRICK, JESSICA A	78,381	25
DESCHENES, ANDREA M	111,760	178
DESHARNAIS, LISE S	104,820	353
DESJARDINS, KYLE A	85,414	1,953
DESOUZA, LAURA N	102,266	-
DESROCHES, AMY M	99,293	-
DESTURA, JOJI D	101,232	5,972

Vancouver Island Health Authority

Schedule Showing Remuneration And Expenses Paid to or on behalf of Each Employee

For the Fiscal Year Ended March 31, 2023 (unaudited)

<b>Name</b>	<b>Remuneration</b>	<b>Expenses</b>
DETURBERVILLE, WENDY SARAH	90,120	745
DEUCHAR, LESLY K	142,064	26,527
DEVERS, KYRA A	79,654	-
DEVESA, CARLOS J	92,660	-
DEVESA, MARIA V	111,574	139
DEVINE, HEATHER M	108,720	4,038
DEVLIN, CINDY M	77,380	-
DEVOLLI, MURAT	102,667	-
DEVONSHIRE, LOUISE A	92,702	-
DEVRIES, CHARLENE A	98,297	726
DEVRIES, MALIE K	101,739	1,871
DEVRIES, WILMA J	93,602	-
DEWAARD, ADRIANUS F	122,863	366
DEWAR, ALICIA	106,051	46
DEWEY, JOHN	102,440	25
DEWEY, LUCAS M	75,563	-
DEWIT, BRENDA M	98,989	538
DHAKALLAMSAL, SUMITRA	77,697	-
DHALIWAL, BALWINDER K	140,200	-
DHANJI, DEENAR A	95,213	708
DHARIWAL, MANPREET	85,686	33
DHARSHI, AZMINA	105,598	2,227
DHEERE, JANET E	93,009	1,746
DHILLON, BALWINDER	79,766	-
DHILLON, JASPREET K	92,478	-
DHILLON, KIMBERLY	114,464	-
DHILLON, SORAYA M	114,043	-
DHUT, VALINDER K	194,651	-
DIALLO, HAWA S	75,010	-
DIAMOND, JENNIFER M	76,536	1,012
DIAMOND, LISA M	114,008	-
DIAZ, APRILJOY	103,474	-
DIBBELT, SANDY L	81,740	-
DICK, KATHLEEN	121,293	-
DICK, NATHAN H	141,445	-
DICK, REBECCA K	98,621	194
DICK, ROSEMARY K	164,797	231
DICKINSON, TUYET LINH TAMMY	94,884	5,711
DICKSON, CRAIG B	95,660	-
DICKSON, MARC C	91,998	882
DICOCCO, ANGELO	139,331	-
DIEGO, VANESSA C	98,413	-
DIEHL, JULIA E	117,780	1,450
DIEHL, LAUNA	94,454	-
DIEMERT, PATRICIA	83,892	-
DIETSCHKE, JANET	78,356	-
DILLON, DEANNE M	93,858	452
DILLON, RYLAND	77,028	-
DIMACULANGAN, WENDY N	118,280	1,335

Vancouver Island Health Authority

Schedule Showing Remuneration And Expenses Paid to or on behalf of Each Employee

For the Fiscal Year Ended March 31, 2023 (unaudited)

<b>Name</b>	<b>Remuneration</b>	<b>Expenses</b>
DIMARANAN,CATALINA M	127,179	12,870
DIMAYACYAC,LESTER J	88,320	6,436
DIMAYACYAC,M GISSELLE	85,879	4,898
DINSMORE,BRONWEN I	97,784	2,916
DIPLOCK,COLE A	118,712	2,411
DIROM,EILEEN E	106,492	2,189
DITCHFIELD,ANDREA M	90,074	300
DITTMER,EDGAR	95,989	7,458
DIXON,MARGARET	78,136	-
DIZON,ALBERT J	88,443	-
DIZON,JERICREY	134,560	-
DIZON,LOTISMAE L	197,700	-
DMYTRYSHYN,KAREN L	114,116	740
DOBIE,KATHLEEN F	108,761	-
DOBLER,TARA L	85,168	-
DOBOS,CHERI L	117,080	-
DOBSON,LORRAINE G	101,750	-
DOCENA,RONALIE E	119,985	-
DOCHERTY,MARCIA	109,065	1,020
DODD,CHRISTOPHER J	152,521	-
DODDS,JOHN ROBERT	90,359	200
DODGE,SHAUNALEE	101,979	-
DODWELL,RUBYLYN	88,848	-
DOERKSEN,CHERYL L	79,827	-
DOERKSEN,JUSTINA S	131,910	6,035
DOERNER,SHARRON	92,677	771
DOHERTY,JOSHUA J	151,193	37
DOHERTY,LOUISE G	103,283	213
DOIRON,DAWN M	113,388	-
DOLAN,JANE A	80,018	-
DOLAYBA,JOY C	77,065	-
DOLBEC,SYLVIE	97,129	3,755
DOLEZAL,MAGGIE	78,048	-
DOLLER,RAMONITA R	106,684	-
DOLMA,LHUNDUP	89,702	-
DOLMA,TSERING	75,579	-
DOLMAN,TRACI A	87,684	1,037
DOMES,MICHAEL D	79,676	2,778
DOMINGO,MARY J	78,092	1,981
DOMONDON,RYAN C	94,205	-
DOMPIERRE,DAWN L	92,902	1,609
DONAGHY,NICOLE D	84,658	-
DONALDSON,MICHAEL	89,820	4,042
DONALDSON,SHAUNA M	108,717	-
DONG,YAN	109,934	-
DONNELLY,ERIN G	77,947	57
DONOHOE,EAMONN P	93,148	-
DONOHOE,PETER J	117,179	-
DONOHUE,ERIN M	86,538	-



Vancouver Island Health Authority

Schedule Showing Remuneration And Expenses Paid to or on behalf of Each Employee

For the Fiscal Year Ended March 31, 2023 (unaudited)

<b>Name</b>	<b>Remuneration</b>	<b>Expenses</b>
DONOHUE,MARY A	83,094	-
DONOVANHOLKESTAD, TIFFANY P	89,861	718
DOONER,CARYN T	107,758	3,985
DORMUTH,ALISON E	160,324	2,115
DOSANJH,SATNAM	88,883	-
DOSSO,MARK	76,261	142
DOUGALL,DEBRA R	97,969	699
DOUGHERTY,MELISSA C	106,162	249
DOUGHTY,JANELLE M	90,513	70
DOUGLAS,AURORA H	96,913	-
DOUGLAS,CHARLOTTE E	110,306	247
DOUGLAS,DEVON A	79,375	-
DOUGLAS,HEATHER A	97,069	-
DOUGLAS,JANE P	86,857	-
DOUGLAS,JOEL B	109,656	-
DOUGLAS,SYLVIA F	97,270	112
DOUGLASS,PATRICIA K	108,272	-
DOWELL,BRIDGET M	81,300	9
DOWELL,BROCK D	83,279	-
DOWESERPAS,LINDA	100,785	693
DOWLER,JEFFREY P	91,029	10,465
DOWLING,MICHELLE	121,595	-
DOWN,CHARI J	91,605	1,377
DOWNAROWICZ,KAYLI J	96,904	1,398
DOWNEY,JESSICA E	113,943	2,192
DOWNEY,KIERRA C	87,060	-
DOWNEY,SHAUNNA J	103,500	-
DOWSLEY,DALLAS L	86,585	7,313
DOYLE,CARINA N	78,430	6,735
DOYLE,CHRISTINE M	90,000	-
DOYLE,JENNIFER A	85,188	2,289
DOYLE,NICOLE	104,966	-
DOYLE,SUSAN D	88,685	2,082
DRAKE,INES G	115,776	-
DRAYTON,KATHRYN A	93,078	-
DRAZIC,JENNIFER A	107,308	-
DREAN,MARIANNE	81,684	-
DREBERT,BRIAN G	97,965	55
DREEF,EDWIN J	90,532	-
DRENNAN,ALISON M	86,908	372
DREW,KEVIN R	106,123	-
DREW,SHARRON L	95,658	1,624
DREXHAGE,GLENN P	80,681	113
DRIEDGER,LAURA	90,272	-
DRIVER,DANIEL D	98,614	-
DRIVER,ELIZABETH GRACE	113,378	209
DROLET,LEAH C	90,442	-
DROMARSKY,JANET	83,785	-
DROUILLARD,ELISE	75,167	245

Vancouver Island Health Authority

Schedule Showing Remuneration And Expenses Paid to or on behalf of Each Employee

For the Fiscal Year Ended March 31, 2023 (unaudited)

<b>Name</b>	<b>Remuneration</b>	<b>Expenses</b>
DROVER,SHERI L	125,821	720
DROZD,ANETA	90,549	43
DRUMMOND,ALANA J	126,348	-
DRY,DARYL R	97,458	3,319
DSOUZA,LAVINA	126,992	806
DUANA,JEAN M	131,788	-
DUBICKI,DORIS	138,573	-
DUBYK,DEAN W	90,705	1,287
DUCHAK,LORI L	84,560	-
DUCHEN,TAYLOR L	101,790	-
DUCKWORTH,KATHRYN	102,531	-
DUCO,CORAZON F	94,369	-
DUDA,JENNIFER G	120,694	635
DUDDRIDGE,RIA B	84,966	1,508
DUDZIK,KAROLINA S	88,072	-
DUECK,HEATHER C	98,872	-
DUECK,TOBI C	90,118	629
DUENK,JEREMY	104,979	262
DUERDEN,DANIEL J	76,724	-
DUFF,KATHERINE J	86,924	550
DUFFELL,GRAHAM	100,805	1,294
DUFFITT,CASSANDRA D	97,754	-
DUFFY,JORDAN E	80,163	-
DUFFY,KATHERINE E	82,428	-
DUFOUR,HELENE M	87,369	1,454
DUFRESNE,JANOU	92,959	504
DUGAS,LISA	101,490	539
DUGGAL,RAVINDER K	101,488	-
DUGGAN,TYRA	80,663	-
DUHAME,JULIE	80,785	1,396
DUIVENVOORDE,GURVINDER K	83,028	19
DUKE,HILLARY J	128,135	999
DULAY,EVANGELINE S	149,712	-
DULCE,MA ANTONETTE	81,448	-
DULIN,RHIA J	119,682	-
DULKU,AMANDEEP	75,759	-
DULKU,BALDEEP S	106,429	27
DULONG,JESSICA MARIE	90,613	440
DUMONCEAUX,NICHOLAS J	121,611	-
DUMONT,NATASHA K	122,223	5,912
DUNCAN,FAYE L	82,063	-
DUNCAN,KELLY M	77,496	-
DUNCAN,KIRSTEN M	117,687	907
DUNCAN,SHANE	109,286	-
DUNFORD,SANDRA A	111,564	3,178
DUNHAM,KRISTY	98,856	984
DUNKLEY,LAUREL DAWN	122,151	-
DUNN,CYNTHIA	91,162	1,146
DUNN,JENNIFER L	101,489	-

Vancouver Island Health Authority

Schedule Showing Remuneration And Expenses Paid to or on behalf of Each Employee

For the Fiscal Year Ended March 31, 2023 (unaudited)

<b>Name</b>	<b>Remuneration</b>	<b>Expenses</b>
DUNNING,NICHOLAS J	105,727	2,271
DUNSMOORFARLEY,CARLIN R	100,676	1,404
DUNSTAN,ROBYN A	106,215	1,086
DUPERE,JOHANNE M	123,610	-
DUPLESSIS,MICHELLE L	90,886	219
DUPOIS,CARLY	96,665	-
DUPOIS,KELSEY E	75,694	140
DUPOIS,TRISTEN C	94,119	-
DUPOIS,WAYNE E	79,239	512
DURAN,LESLIE J	86,859	2,127
DURAN,SERGIO	135,644	6,087
DURANGO,JULIET	86,742	-
DURBAN,MARK M	109,042	-
DUSANJ,AMANDEEP	117,176	118
DUSSEAULT,JENNIFER M	76,818	-
DUVAL,ALLISON L	95,769	1,734
DUVALL,ALEXANDRA J	96,326	247
DYBDAL,ALICIA A	80,755	-
DYBHAVN,ANDREA M	112,390	-
DYBLE,DENAKA M	91,589	524
DYCK,KIMBERLY L	75,495	1,033
DYCK,LAURA G	95,697	-
DYER,HEATHER	104,301	155
DYMOND,DEBORAH JOY	111,028	967
DYSON,VANESSA M	115,070	961
EAMER,LEAH C	101,085	-
EARLE,CHRISTINE	193,625	-
EARLE,SHEILA	90,423	-
EARLY,KEVIN	104,100	-
EAST,EMILY	78,637	-
EAST,LAUREL J	99,362	2,325
EASTHOM,JACQUELINE R	86,511	-
EASTMAN,KRISTINE A	101,522	-
EASTON,KATHARINE	132,648	4,358
EBES,EVELINDA B	114,737	-
EBRAHIM,AYNI A	80,390	662
EBUENG,VERGELJOHN	105,431	1,727
EBY,ANNE C	78,732	-
ECALNE,EVELYN A	94,326	-
ECKERT,DARCIE M	106,449	28
ECKHARDT,ALEXANDRA	79,933	-
ECKLIN,TRACY L	83,135	-
EDESTRAND,TANYA L	94,231	-
EDGAR,SHEENA	90,359	-
EDGINGTON,JOHN	97,709	-
EDGINGTON,SARA	102,467	-
EDISON,HEATHER M	101,553	315
EDISON,TRAPPER J	135,557	962
EDMAN,JON D	111,907	1,600

Vancouver Island Health Authority

Schedule Showing Remuneration And Expenses Paid to or on behalf of Each Employee

For the Fiscal Year Ended March 31, 2023 (unaudited)

<b>Name</b>	<b>Remuneration</b>	<b>Expenses</b>
EDMUNDS,HEATHER A	79,620	-
EDUARDE,MARILOU B	123,806	-
EDWARDS,CATHY E	117,820	2,465
EDWARDS,DIANE M	81,403	-
EDWARDS,JEFF L	107,065	-
EDWARDS,KELLY M	100,772	-
EDWARDS,LESLIE	143,735	-
EDWARDS,NICHOLAS	159,583	116
EDWARDS,REGAN A	94,739	-
EDWARDS,SHARON L	99,680	-
EELY,DANIELLE D	92,861	1,694
EFFORD,TERRI L	86,587	-
EGGEN,NATASCHA K	82,150	-
EGGERS,REBECCA J	127,898	2,742
EGGERT,CORINNE M	81,950	-
EGGERTSON,SHARON L	86,583	419
EGUNZA,NANCY	77,599	-
EICHHORN,KORY C	105,867	1,130
EIGLER,JENNIFER	75,980	14
EINARSON,MARIA I	98,541	-
EINARSON,SARA	78,967	-
EKKERT,JACLYN M	75,420	375
EKLAND,MARCILLE B	144,319	720
ELACO,DINAH R	76,615	419
ELARYAN,AZZA	188,721	80
ELBOUALAYE,HICHAM	77,417	-
ELDER,ASHLEE	103,010	-
ELDER,FIONA E	106,993	1,000
ELDER,JAYMIE	106,599	-
ELDER,JENNIFER A	106,584	-
ELHORN,HAILEY A	76,834	-
ELIOPOULOS,JOHN	128,971	201
ELIZAGA,CHERISSE R	97,878	5,740
ELIZAGA,LYNN SUMAYA	113,100	-
ELKIN,AIDAN	79,683	368
ELLAM,BRIDGET C	77,716	-
ELLIOT,LISA M	79,964	320
ELLIOTT,JESSI E	75,267	-
ELLIOTT,JOSEPH L	115,137	172
ELLIOTT,MARIA P	124,223	-
ELLIOTT,MEGHANN	110,930	580
ELLIOTT,MEREDITH A	77,499	-
ELLIS,CATHERINE L	83,772	746
ELLIS,DEBRA L	113,094	-
ELLIS,ERIN L	107,539	-
ELLIS,JESSICA E	91,678	-
ELLIS,JODIE A	120,373	282
ELLIS,KATHLEEN D	82,273	-
ELLIS,MARGARET A	146,411	1,554

Vancouver Island Health Authority

Schedule Showing Remuneration And Expenses Paid to or on behalf of Each Employee

For the Fiscal Year Ended March 31, 2023 (unaudited)

<b>Name</b>	<b>Remuneration</b>	<b>Expenses</b>
ELLIS,REBECCA	94,030	10,903
ELPHINSTONE,SCOT	89,408	611
ELSAYED,AMROU M	144,217	536
ELTON,TREVOR C	110,328	-
ELVEDAHL,ALYSSA C	104,616	87
ELWORTHY,PATRICK N	80,195	2,375
ELZINGA,LISA A	101,184	-
EMAMALI,IRINA	81,971	-
EMERSON,BRIAN P	439,738	2,490
EMM,LINDA A	99,649	-
ENAMORADOFUENTES,MELISSA	93,723	245
ENCINAS,KEITH G	87,005	-
ENDEAN,MELISSA R	91,628	-
ENDENCIA,ERNIE HECTOR M	114,486	-
ENDERT,MURRAY K	112,855	-
ENG,KAREN	86,716	-
ENG,MICHELE	112,580	626
ENGLI,HEIDI A	94,449	549
ENGLISH,LORETTA D	84,814	-
ENGSTROM,DANA S	123,931	-
ENNS,CHARMAINE L	349,103	8,684
ENNS,PAULA M	77,803	-
ENRIQUEZ,REZELLE J	112,916	1,967
ENS,BRITNEY A	92,950	35
ENSIGN,JOLANTA	80,650	49
ENYUREKLI,TAMMIE L	169,716	-
EPTON,WENDY A	95,017	-
ERAKOVIC,SILVIJA	94,569	-
ERDMAN,VIDA J	78,480	2,889
EREMENKO,ALLA	128,838	523
ERFANI,NIMA	89,081	-
ERICKSON,MATTHEW W	132,187	5,782
ERICKSON,TENISHA L	86,054	-
ERIKSON,VICKI D	100,557	438
ERLANDSON,JOSHUA D	90,703	-
ERLANDSON,KELCEY M	88,124	-
ERMAN,MUNIRE	113,866	911
ERNST,KAMBRIA	111,331	1,712
EROJO,ANTHONY P	152,019	49
ESCARNUELA,MARIEANGELINE G	137,618	-
ESCOBAR,JOANNE	146,344	5,000
ESCUDE,MARGARET P	98,593	-
ESHETIE,HAIMANOT E	77,133	-
ESKES,JENNIFER D	133,930	3,469
ESLABRA,ALEJANDRO V	103,721	-
ESLAVA,ERNESTO M	76,909	-
ESLEYER,ERIK J	111,770	1,766
ESLEYER,NICOLE A	104,817	312
ESMORES,RHETT	117,333	-

Vancouver Island Health Authority

Schedule Showing Remuneration And Expenses Paid to or on behalf of Each Employee

For the Fiscal Year Ended March 31, 2023 (unaudited)

<b>Name</b>	<b>Remuneration</b>	<b>Expenses</b>
ESPELLOGO, MARIA LACASA	86,931	-
ESPINOSA, MARIA CRISTINA	123,086	-
ESPINOSA, VICTOR M	120,937	3,187
ESPINOZA, JACQUELINE L	111,052	-
ESPINOZASERRANO, RAFAEL F	110,708	9,196
ESPLEN, LINDA	114,471	1,376
ESTEMADAPARROTT, EVELYN G	89,106	2,693
ESTEVEZROSSOUW, JESUS J	88,667	-
ESTRADA, VILMA D	138,030	-
ETHIER, NEVA R	78,890	-
ETZTEN, SCOTT M	102,957	-
EUSTACE, DEIRDRE AINE	138,815	3,376
EUSTACE, JOHN E	107,286	480
EUSTACHE, NIKKI M	83,358	-
EUSTIS, NICOLE A	94,190	-
EVANCUSKY, MITCHELL B	97,432	-
EVANGELISTA, VIRGILIA S	81,595	7,530
EVANS, AMANDA L	89,472	61
EVANS, BRENDA	85,648	999
EVANS, COURTNEY	90,190	2,145
EVANS, DAWN L	127,886	95
EVANS, DOUG C	80,171	-
EVANS, HAYLEY M	112,529	324
EVANS, JANICE M	129,556	1,242
EVANS, JODIE C	97,061	-
EVANS, KRISTIN L	95,374	-
EVANS, MARY DAPHNE	82,507	-
EVANS, RHIANNON	83,574	-
EVANS, ROSS H	82,715	50
EVANS, TANIS	131,608	1,794
EVANSEHRICHT, KATISSE A	103,590	7,880
EVELEIGH, MICHELLE E	81,142	-
EVERSON, JENNA L	93,772	-
EWART, CARMEN	101,016	-
EWASIW, TODD M	78,224	4,852
EWERT, TRACY	81,084	1,139
EZEKIEL, VICKIE	77,978	-
FABER, ELIZABETH D	78,603	3,285
FAERON, AMANDA	108,047	-
FAGAN, ALLISON R	95,253	236
FAGAN, SHAWNA M	90,532	1,866
FAHEY, REBECCA L	120,386	-
FAHLMAN, MELISSA	92,909	6,044
FAIR, ERIN M	89,139	-
FAIRBROTHER, CHRISTINE	76,114	225
FAIRHOLM, DONNA L	107,314	-
FAJKUSOVA, PETRA	77,593	-
FALCK, RYAN A	106,995	313
FALCONBERG, GILBERT T	109,288	-

Vancouver Island Health Authority

Schedule Showing Remuneration And Expenses Paid to or on behalf of Each Employee

For the Fiscal Year Ended March 31, 2023 (unaudited)

<b>Name</b>	<b>Remuneration</b>	<b>Expenses</b>
FALKENBERG,AIMEE N	123,550	21
FALLADO,BEBERLIE	132,222	-
FALLOWFIELD,LINDA RAE	121,055	-
FALLOWS,GENEVIEVE E	99,979	-
FANIADIS,ALEXANDRA L	87,905	219
FANIADIS,SOFIA	77,125	-
FANNING,TERESA A	91,822	-
FANSLAU,BIANCA M	86,000	318
FANTILLO,AMANDA M	93,173	-
FARAKLAS,IRIS H	76,997	4,808
FARKES,BARB	88,807	-
FARLEY,ORION J	103,784	886
FARMER,NOAH F	104,481	-
FARMER,STEPHANIE A	110,880	420
FARNESWEE,NICOLE	110,021	746
FARQUHAR,RENEE C	116,901	-
FARRANT,NATASHA	77,349	-
FARRELL,ALASTAIR F	94,794	180
FARRISHARTLEY,ERIN N	78,080	574
FASHINABOMBATA,FOLASHADE	252,085	-
FASHINABOMBATA,HAKEEM A	84,227	-
FAUBERT,JOSEPH D	79,057	5,148
FAUBERT,SAMANTHA	85,214	1,638
FAULKNER,GWYNETH J	82,542	-
FAULKNER,PETER W	76,430	-
FAULKNER,SARA J	134,374	43
FAUNILLAN,ROMMEL M	78,345	-
FAUSTINO,NELSON	77,005	1,595
FAUTH,LAUREL A	81,816	-
FAVEL,PHILLIP T	78,774	-
FAWCETT,CARRIE E	87,150	-
FEATHERSTONE,SHERI M	75,042	1,368
FEDERICO,AURORA LUZVIMINDA	128,275	-
FEDOR,EMMA J	102,619	-
FEDORCHUK,DAWN M	90,344	-
FEDORIW,LISA A	126,239	-
FEE,CRYSTAL	99,635	-
FEE,DIANE H	90,954	-
FEENEY,JANICE	104,463	5,732
FEKETE,BROOKLYNN	76,095	-
FELDMAN,CAROLANNE	96,669	-
FELGATE,MICHAEL J	95,928	377
FELICIANO,NOEL JR	155,384	-
FELIZARDO,NICOLE A	102,908	-
FELLNER,RACHEL	81,978	1,399
FELT,KRISTINA L	120,941	1,065
FELTER,KATIE	83,602	3,709
FELTON,DAVID	91,644	-
FENDICK,ROBERT A	75,374	-

Vancouver Island Health Authority

Schedule Showing Remuneration And Expenses Paid to or on behalf of Each Employee

For the Fiscal Year Ended March 31, 2023 (unaudited)

<b>Name</b>	<b>Remuneration</b>	<b>Expenses</b>
FENG,HUA	97,771	-
FENG,TINGTING	89,950	157
FENIUK,SHAYLA R	82,502	-
FENNELL,CARSON D	98,731	-
FENNELL,KARLY F	105,420	1,090
FENNELL,SEAN C	100,970	-
FENNELL,SHARON J	84,347	1,961
FENWICK,PETER C	76,753	-
FERGUSON,BRIANNA M	77,249	-
FERGUSON,NICHOLAS A	109,137	-
FERGUSON,RACHELLE	85,945	-
FERN,KELLY T	98,302	2,122
FERNANDES,PALLAVI A	78,118	-
FERNANDEZ,BEVERLY	197,773	357
FERNANDEZ,FRIANN E	94,216	6,966
FERNANDEZ,KOHLEEN	186,837	-
FERNANDO,ANITA J	104,393	-
FERNEYHOUGH,DANIEL J	148,708	6,673
FERNEYHOUGH,JENNIFER N	84,230	-
FERRARIO,DON M	82,027	273
FERREIRA,KRISTI M	77,101	-
FERREIRA,LEAH	110,328	-
FERREL,FRANCISCA N	80,063	-
FERRELL,JORDAN E	123,573	2,381
FERRILL,DARIN J	76,599	60
FERRIS,HEIDI N	110,933	467
FIDDICK,EMILY K	79,056	62
FIDLIN,TARA R	101,796	-
FIELD,CHARLEY	78,776	8,040
FIELD,RONALD B	76,948	1,093
FIELDHOUSE,JASMINE E	86,846	412
FIELDING,SCOTT D	175,594	12,425
FIETZ,BRADLEY D	76,527	485
FIGUEROA,ALBERTO R	114,349	-
FIGUEROA,MARLEN A	75,436	-
FILAN,ILSE L	98,168	-
FILGATE,ELAINA J	97,518	-
FILIATRAULT,CAROLYN A	105,382	-
FILIPOVIC,MARIJA	87,165	-
FINCH,KAMILA L	79,997	-
FINDING,ROBBYN A	98,466	-
FINDLAY,FRANCES E	101,055	-
FINDLAY,TAYLOR L	90,354	-
FINLAY,LYNN A	104,930	-
FINLEY,ANDREW D	122,635	-
FINLEY,HALEY M	77,229	-
FINN,JAMIE R	89,124	-
FINNAMORE,CORIE	115,210	1,846
FINNER,CHELSEA R	89,253	276



Vancouver Island Health Authority

Schedule Showing Remuneration And Expenses Paid to or on behalf of Each Employee

For the Fiscal Year Ended March 31, 2023 (unaudited)

<b>Name</b>	<b>Remuneration</b>	<b>Expenses</b>
FINNERON,AMBER M	104,622	348
FINNIE,DAWN A	97,839	-
FINNIGAN,SHIRLEY M	106,319	-
FINNIS,CHRISTOPHER M	81,830	-
FISCHER,CURTIS	87,710	-
FISHER,HILLARY M	101,483	-
FISHER,JAYNE L	94,989	-
FISHER,JILLIAN L	120,486	5,770
FISHER,KRISTAL M	116,573	-
FISHER,LAURA	94,686	-
FISHER,LISA V	91,999	-
FISHER,ULLA	90,973	218
FISUN,ALEKSANDR	113,970	-
FITTERER,JENNIFER E	86,029	251
FITTERER,NICOLE E	84,929	-
FITTON,SARAH L	97,548	-
FITWE,SENAIT	77,103	-
FITZGERALD,JOHN A	112,030	1,994
FITZGERALD,SHARON M	100,697	1,374
FITZGERALD,TARA N	140,947	9,552
FITZPATRICK,HEATHER	99,356	8,218
FITZPATRICK,JASMINE	80,515	-
FLAHERTY,SHAWN P	81,314	2,223
FLANAGAN,RUSSELL T	82,079	2,869
FLATH,ELIZABETH E	81,573	-
FLEET,SANDRA	179,605	9,160
FLEISCHMANN,ALICYN J	120,461	314
FLEMING,REGINALD R	107,614	617
FLEMING,RYAN E	115,188	-
FLETCHER,CAITLIN	109,910	226
FLETCHER,SUSAN L	97,412	-
FLETCHER,TAMMY	147,373	-
FLEXHAUG,MONICA	129,995	1,850
FLICZUK,JAMES B	98,164	225
FLINT,KENT	156,090	9,196
FLOOD,ISABEL M	109,161	195
FLORENCE,TRICIA A	100,730	-
FLORES,LAURIE	113,155	73
FLORES,MARIA E	83,019	96
FLORES,NESTOR M	126,136	-
FLOYD,CHRISTINE E	93,802	-
FOGLTON,KATHRYN	110,629	28
FOLDY,SERENA M	80,487	141
FOLKMAN,MATTHEW C	80,887	-
FOLLIS,STEPHEN R	81,718	-
FOLLOWS,ANNE J	85,139	1,969
FONG,CHRISTEL L	92,670	679
FONG,JUSTIN	89,958	397
FONGER,JENNIFER S	97,960	-

Vancouver Island Health Authority

Schedule Showing Remuneration And Expenses Paid to or on behalf of Each Employee

For the Fiscal Year Ended March 31, 2023 (unaudited)

<b>Name</b>	<b>Remuneration</b>	<b>Expenses</b>
FONSECA, ESTELITA	86,595	-
FONSEKA, THEPUN	101,032	-
FONTAINE, COLETTE K	124,288	30
FONTAINE, REBECCA L	124,991	-
FONTANA, KIMBERLY D	126,676	13
FONTENLA, ALLISON G	95,120	2,577
FORASTEORNELAS, CESAR A	85,928	-
FORBES, DAVID	154,855	3,250
FORBES, DEAN A	86,767	2,341
FORBES, KAREN L	89,886	549
FORBES, THOMAS J	106,991	-
FORD, ASHLEY R	91,009	7,768
FORD, CHRISTINA L	129,515	62
FORD, CONNIE A	82,786	-
FORD, DEANNA J	79,003	83
FORD, LORRAINE M	97,782	-
FORESTER, KAREN	78,259	-
FORFAR, JEREMY D	91,108	197
FORMOSA, CASSANDRA	78,164	-
FORREST, CORY W	88,495	716
FORSS, LYDIA	76,899	-
FORSTER, KATHRYN GAEL	109,254	75
FORSTER, MEGAN E	91,260	-
FORSYTH, RYAN E	100,890	1,532
FORSYTHE, CRYSTAL N	86,275	42
FORTIER, JAIME L	133,906	3,425
FORTUNE, HILARY M	105,218	-
FOSH, NICHOLAS P	82,930	329
FOSTER, CAMILLE J	118,830	-
FOSTER, DAWNA M	113,849	427
FOSTER, DESIREE D	99,988	1,672
FOSTER, DIANE S	85,803	299
FOSTER, JENNIFER	90,615	-
FOSTER, PAUL J	77,223	-
FOSTER, RYAN R	77,702	-
FOSTER, VERONICA	77,283	-
FOSTERSTBERNARD, FRANKIE M	108,019	-
FOTHERGILL, PATRICIA A	122,749	3,718
FOUCHER, CELINE D	103,395	-
FOUNTAIN, RICKY MICHAEL C	91,546	9,874
FOURNEAU, KENT	78,574	-
FOURNIER, MARC J	80,954	-
FOWLER, CATHY A	95,364	-
FOWLER, KAREN R	81,991	-
FOWLER, KENDRA A	97,197	125
FOWLER, LAURA LEE	97,559	139
FOWLER, MICHELLE I	83,116	515
FOX, CALEY M	104,939	-
FOX, CATHERINE D	83,697	243

Vancouver Island Health Authority

Schedule Showing Remuneration And Expenses Paid to or on behalf of Each Employee

For the Fiscal Year Ended March 31, 2023 (unaudited)

<b>Name</b>	<b>Remuneration</b>	<b>Expenses</b>
FOX,JANE E	80,149	9
FOX,JENNIFER F	76,219	38
FOX,LAUREN G	113,077	131
FOX,MARY HEATHER	108,275	870
FOX,SEFORA TRACEY JUNE	78,100	5
FOX,TIMOTHY S	112,251	-
FOX,TREVOR M	137,974	1,470
FRACY,MICAELA	96,829	7,880
FRAJMAN,KATI B	75,792	634
FRANCIS,HANNAH	118,307	2,129
FRANCIS,MICHELLE L	109,338	-
FRANCIS,TINA	106,164	1,500
FRANCOBELANGER,WILLOW	133,898	-
FRANCOEUR,ALLISON Y	86,676	-
FRANKOW,JOHN E	104,173	-
FRAS,EVA V	93,069	-
FRASER,ANGELA M	78,020	-
FRASER,BRITTANY A	105,976	-
FRASER,CHRISTINE	100,030	-
FRASER,DIANE M	95,773	3,160
FRASER,ELAINE A	136,899	1,440
FRASER,INGELISE	84,826	332
FRASER,JAMES A	97,599	-
FRASER,JESSE	78,832	420
FRASER,KATHRYN L	119,949	4
FRECHETTE,LEANNE T	144,332	4,387
FREER,YOKO	75,846	5,765
FRERE,MAEGAN	105,356	-
FRERICHS,ROSA S	78,794	-
FREW,ANNE C	135,466	3,042
FREW,JANIS L	98,014	1,118
FREWING,MICHAEL D	103,792	-
FRICK,SHELLEY M	90,866	-
FRIEDRICH,KIRSTEN A	75,340	641
FRIESE,JAIME D	90,613	-
FRIESE,RYAN M	90,218	-
FRIESEN,CHRISTOPHER B	90,324	264
FRIESEN,PHILIP D	126,870	2,350
FRIGON,TARA K	105,615	-
FRISBY,KAITLYN M	93,930	600
FRISKEN,KATRINE	104,739	-
FRITZ,CASSANDRA R	87,463	10
FROST,CRYSTAL L	92,973	8,829
FROST,SHEILAH E	96,897	2,199
FRUEH,LAURA J	139,244	630
FRY,MICHAEL R	120,724	1,581
FUDGE,SUSAN A	86,604	-
FUENTES,CHERRYLYN	99,226	-
FULCHER,NICHOLAS A	87,411	-

Vancouver Island Health Authority

Schedule Showing Remuneration And Expenses Paid to or on behalf of Each Employee

For the Fiscal Year Ended March 31, 2023 (unaudited)

<b>Name</b>	<b>Remuneration</b>	<b>Expenses</b>
FULCHER,ROBERT M	111,585	-
FULLER,CAROL R	97,520	580
FULLERTON,JANET A	98,746	-
FULMINAR,JUSTINE	118,423	-
FULTON,JUDITH L	94,191	-
FULTON,NAOMI L	102,006	-
FULTON,STACEY E	91,755	176
FUMALLE,LINDSAY D	89,862	364
FUNG,EDDIE C	78,377	5,010
FUNK,LAURELLE	138,884	3,817
FURBACHER,TRISTAN P	94,575	-
FURIGAY,JONATHAN B	92,654	2,824
FURTADO,JENNIFER	103,179	4,107
FYFE,ALEXANDER J	86,696	-
FYFE,KATHERINE A	77,370	493
FYFE,MARYLYN R	260,354	4,951
FYFE,MELISSALEIGH	77,279	-
FYFE,MURRAY W	315,888	15,200
FYNES,LINDA	92,503	165
GABEL,SARAHKAYE	90,203	-
GABER,LEEAMBER	75,320	1,621
GABLA,KATELYN L	85,772	-
GABOURY,MICHELLE E	108,793	-
GABRIEL,STEPHANIE M	120,574	910
GABUN,NELIADELEON	119,883	-
GADD,DYLAN T	117,711	20
GAETZ,LILYGRACE G	79,350	-
GAGE,ALISON	90,315	2,254
GAGE,KAMLA	89,208	3,681
GAGE,KARIN V	83,336	-
GAGE,STEPHEN L	115,323	1,086
GAGNE,AMANDA D	87,817	686
GAGNE,GABRIELLE	85,259	209
GAGNON,ANTONY	104,842	-
GAGNON,KEITH J	86,799	-
GAGNON,KRISTINE L	91,243	-
GAGNON,SHANTELL	160,329	-
GAGNON,YVES J	97,982	543
GAHAN,KELYN D	92,492	-
GALANIDA,RUBY A	84,604	-
GALANZA,JOSEGANY	75,413	-
GALAUURA,ADRIANO D	168,985	-
GALAUURA,ROSA G	170,265	-
GALBRAITH,MARIAH N	86,479	2
GALBRAITH,WENDY R	96,593	544
GALE,ALEXIS K	96,392	25
GALE,HOLLY J	102,825	118
GALE,KYMBER L	111,541	75
GALEY,ERICA	121,556	390

Vancouver Island Health Authority

Schedule Showing Remuneration And Expenses Paid to or on behalf of Each Employee

For the Fiscal Year Ended March 31, 2023 (unaudited)

<b>Name</b>	<b>Remuneration</b>	<b>Expenses</b>
GALL,CONNIE L	104,799	-
GALLAGHER,JENNIFER C	88,590	-
GALLAGHER,MATTHEW R	81,902	1,713
GALLAGHER,TODD W	113,179	-
GALLANT,ALBAN J	97,945	-
GALLANT,SHELLEY D	176,357	1,759
GALLAZIN,LAURA B	80,768	-
GALLOWAY,KAREN J	100,534	-
GALLOWAY,RYAN	94,894	6,081
GALLOWAY,VANESSA	80,121	-
GALT,MICHELLE	102,014	443
GALUSKA,SARAH	76,075	1,100
GAMBLE,BONNIE M	77,774	2,806
GAMMIE,RHONDA A	157,008	-
GAMMON,KRISTA	96,503	-
GAMMON,MELISSA C	79,721	-
GANANCIAL,ALFREDO S	82,207	-
GANSNER,MYRA	88,174	808
GANTER,KATHERINE E	111,465	-
GANTZER,LEAH A	97,009	-
GAO,WENQIONG	156,152	127
GARANT,MARIE JOSEE P	89,444	-
GARBUTT,EDWIN M	119,463	7,725
GARBUTT,KRISTA	96,792	3,191
GARBUTT,STEPHANIE T	84,287	70
GARCIA,BARBARA L	82,690	566
GARCIA,CHARLENE N	88,038	-
GARCIA,LINDA P	78,593	8,667
GARCIA,NOVENROSE M	88,739	-
GARCIAYANEZ,AIDA G	76,209	2,042
GARDE,HAZEL G	98,212	-
GARDINER,MARGARET J	103,763	-
GARDNER,ANNA M	78,421	-
GARDNER,JENNIFER ALISON	78,397	2,084
GAREAU,ORION J	81,903	-
GAREAU,PAULA J	79,643	-
GARG,ABHISHEK	147,650	8,769
GARGAR,LYDIA T	141,169	-
GARGUS,RONALD JAY	158,504	-
GARIEPY,RHONDA M	75,669	-
GARIGUEZ,ABEGAIL V	82,649	1,175
GARIGUEZCABBAB,MARILOU	82,137	7,898
GARLAND,ALISON G	109,397	-
GARLAND,SANDRA	87,582	-
GARMAN,CHRISTINA J	75,279	-
GARNEAU,SHELLEY M	89,714	-
GARRETT,JANELLE	89,220	-
GARRETT,JASMINE	98,932	2,891
GARREY,ALEXA L	85,409	1,143

Vancouver Island Health Authority

Schedule Showing Remuneration And Expenses Paid to or on behalf of Each Employee

For the Fiscal Year Ended March 31, 2023 (unaudited)

<b>Name</b>	<b>Remuneration</b>	<b>Expenses</b>
GARRISON,NANCY	89,340	1,851
GARSON,ANDREW B	80,873	-
GASKIN,DIANE	107,950	-
GASPER,TWYLA M	90,253	41
GASSON,MELISSA N	91,724	442
GATES,ADRIAN H	94,876	3,711
GATES,HEATHER	98,671	28
GATSCHENE,SARAH S	111,706	901
GAUDET,CHELSEA	78,903	-
GAUDET,LISA A	102,949	310
GAUL,ALISON F	107,162	3,275
GAULTIER,MARCEL P	97,781	-
GAUNT,JANET L	96,157	533
GAUTHIER,CHERYL A	105,250	-
GAUTHIER,MELISSA A	115,887	-
GAVIDIA,FABIOLA S	124,328	-
GAVIDIAALAS,MACKENZIE E	100,335	919
GAZZINGAN,SALOME O	158,819	-
GE,JUN	93,859	-
GEANEY,MARGARET M	80,310	515
GEAR,ADRIANE E	160,614	-
GEAR,PAUL J	103,787	-
GEBREMESKEL,SELAMAWIT	152,045	383
GEBRESILASSIE,BOSSENA G	102,824	-
GEDE,MARJORIE	106,217	-
GELLING,CORRY M	94,138	-
GELPKE,ALICE E	213,621	13,088
GENDRON,ROGER R	79,260	-
GENEROUS,LAURIE A	101,456	768
GENOWAY,SHYLA G	105,519	1,759
GENT,JENNIFER K	90,829	-
GENTOLIZO,ALLAN P	85,427	6,682
GEORGE,ALLISON L	82,826	-
GEORGE,KELLY E	90,320	-
GEORGE,RYAN M	98,348	-
GEORGE,SARAH E	128,238	-
GEORGE,SMITHA	143,434	-
GEORGESON,ANTHONY R	81,073	-
GERALDE,RHEA O	92,009	8,110
GERBINSKI,SARAH	76,758	-
GERGEL,JESSICA C	85,374	-
GERICK,DANIELLE M	103,329	107
GERKE,BARBRA JILL	133,351	2,875
GERLITZ,DARCY A	78,673	-
GERMAIN,ALLISON G	101,850	-
GERMAIN,SUZANNE S	159,382	1,162
GERMANN,ESTHER K	98,491	-
GEROW,ERNA H	77,611	-
GEROW,MICHELLE A	202,484	-

Vancouver Island Health Authority

Schedule Showing Remuneration And Expenses Paid to or on behalf of Each Employee

For the Fiscal Year Ended March 31, 2023 (unaudited)

<b>Name</b>	<b>Remuneration</b>	<b>Expenses</b>
GERRITSEN,ANNA L	79,151	-
GERTS,ARTUR	150,216	-
GERTS,ELENA	90,900	-
GERVAIS,AMANDA	92,386	-
GERVAIS,BRYAN M	121,212	-
GERWING,KELSEY	80,257	-
GESSLER,AUDREY P	97,557	1,479
GETU,TSIGEREDA A	161,299	-
GETZ,KAREN	86,568	-
GHAFARI,SHAHERAZAD Z	91,300	1,561
GHAI,SUMIT	94,136	25
GHEBREGIORAGIS,GEZACHIN A	80,399	-
GHIMAN,ALINA M	78,477	-
GHIRMAY,RAHEAL	86,786	-
GHOSH,PRAVEEN	84,222	3,759
GIBB,SHEILA K	83,765	71
GIBBONS,GARY A	77,635	-
GIBBONS,LACHELLE	76,184	-
GIBBONS,LEANNE R	87,363	450
GIBSON,BRENDA J	79,590	-
GIBSON,KATE	125,857	1,217
GIBSON,MELISSA D	76,860	-
GIBSON,MONICA L	87,869	-
GIBSON,RYAN C	109,364	9,097
GIBSON,RYAN M	77,319	-
GIBSON,SARAH K	95,824	28
GIBSON,TAMMY L	100,600	2,804
GIBSON,TROY L	94,907	-
GIBSON,WENDY L	125,965	3,595
GICAS,ADAM A	102,316	658
GIFFIN,LESLEE ANN	86,718	-
GIL,MONICA	78,220	-
GILBANK,ELIZABETH	83,438	-
GILBERT,DAVID J	141,875	-
GILBERT,JENNIFER L	75,311	35
GILBERT,KAREN F	112,119	289
GILBERT,KRISTEN A	75,100	391
GILBERT,SALLY KATHRYN	87,502	1,604
GILBERT,SATIA	87,906	-
GILBERTSON,LINDSAY M	78,297	-
GILBERTSON,MICHELLE L	127,909	-
GILBERTSON,PHILLIP B	93,575	-
GILBEY,MELANIE A	103,316	1,805
GILCHRIST,DANA R	105,655	297
GILCHRIST,MELITONA B	106,269	-
GILES,ANNETTE B	78,451	-
GILES,JENNIFER L	93,877	1,302
GILFOY,LOUISE M	111,664	100
GILGUNN,SARAH E	85,031	-

Vancouver Island Health Authority

Schedule Showing Remuneration And Expenses Paid to or on behalf of Each Employee

For the Fiscal Year Ended March 31, 2023 (unaudited)

<b>Name</b>	<b>Remuneration</b>	<b>Expenses</b>
GILKS,GREGORY O	88,126	-
GILL,ANITA	94,638	359
GILL,DEVINDER K	127,295	-
GILL,MICHELLE	120,084	319
GILL,PARAMJIT K	83,019	-
GILL,PARAMJOT K	97,066	783
GILL,SHERRY H	119,534	-
GILL,SUKHDEEP K	94,574	-
GILLAN,ROSLYN G	126,155	148
GILLESPIE,BENJAMIN	116,133	-
GILLESPIE,BRANDON	87,737	-
GILLESPIE,DEBRA E	110,723	-
GILLESPIE,DONNA M	87,696	-
GILLESPIE,RITA J	79,001	-
GILLETT,CRAIG	99,686	-
GILLETTE,CATHERINE D	87,240	-
GILLICH,ANNA	77,939	-
GILLMOR,ROBIN C	79,010	-
GILROY,JESSICA	94,912	-
GILSON,ANGELA F	79,264	480
GIN,SUELAIN P	97,841	-
GIONET,CALAIS E	93,849	-
GIRARD,BLAIR S	76,115	1,431
GIRARD,ERIC J	90,310	2,658
GIRARD,MARIEKA D	99,788	120
GIRARDIN,KIMBERLEY A	115,270	-
GIRI,BHAWANA	76,583	-
GIRLING,SUSIE A	101,679	1,982
GIRMAY,HADISH Y	89,045	-
GIRN,SANDEEP K	115,423	-
GISZAS,DEVIN A	106,142	28
GITAARI,DANIEL	79,716	-
GJERTSEN,JANICE	108,895	-
GJEVRE,KAREN E	109,327	1,908
GJINNAJ,MELEQE M	103,653	2,186
GLANFIELD,KELSEY D	84,837	-
GLASS,MAUREEN D	115,968	-
GLEK,ROSTYSLAV	83,309	504
GLENA,TAMMY C	78,462	-
GLENN,ANNE	183,005	-
GLOSTER,JULIE A	114,376	1,159
GLYNN,KEVA R	193,634	14,388
GMITROSKI,SUSAN L	128,880	529
GOBES,MONIQUE	81,082	-
GOBLE,CHRIS I	105,374	295
GOBLE,TERESA M	99,327	4,216
GODDARD,BRUCE G	91,939	-
GODIN,ALEXANDRA D	94,735	-
GODWIN,JAMIE D	91,564	340



Vancouver Island Health Authority

Schedule Showing Remuneration And Expenses Paid to or on behalf of Each Employee

For the Fiscal Year Ended March 31, 2023 (unaudited)

<b>Name</b>	<b>Remuneration</b>	<b>Expenses</b>
GODWIN,KAREN M	76,867	-
GOERTZ,MICHELLE N	98,400	-
GOGAL,ERIN	102,414	12
GOGLIN,SHERINA N	90,409	-
GOGO,DANIEL C	78,608	41
GOGO,MARY	119,208	-
GOGO,SARA K	120,439	11,789
GOHEEN,JACQUELINE S	97,612	-
GOLDBERG,YURI E	77,374	1,168
GOLDMINC,RACHEL R	88,043	1,000
GOLDTHORPE,ANDREA E	81,749	-
GOLEBANS,JASPREET K	81,587	-
GOLENA,JEMMA M	93,862	-
GOLIA,SHERI	102,672	-
GOLOB,AMANDA V	75,869	-
GOMEZ,ALMA N	105,668	-
GOMEZ,JOCELYN R	168,894	-
GOMEZ,KIER	118,237	-
GOMEZ,KRISANDRA J	98,770	2,161
GONCHAROV,ALEXEY	158,706	1,035
GONESE,KERESENSIA	76,152	-
GONZALES,BERNADETTE F	101,267	733
GONZALES,PERCIVAL R	77,114	3,024
GONZALES,ROGER Y	82,100	-
GONZO,PETER	82,481	-
GOOD,JENNIFER S	80,087	-
GOOD,OLIVIA L	100,581	8,982
GOOD,PAIGE E	87,813	-
GOOD,ROWAN C	91,424	26
GOODSON,BARRY K	80,750	-
GOODWIN,HELEN A	109,721	946
GOODWIN,KAILIN L	89,627	495
GOODWIN,MICHELLE E	76,759	219
GOORTS,SARA M	96,394	30
GORDON,DORIAN S	103,873	772
GORDON,KIRSTEN L	76,201	166
GORDON,LINDSAY	110,975	-
GORDON,MATTHEW B	78,663	175
GORDON,SANDRA	91,578	-
GORDONCILLO,MARICEL M	107,674	-
GORGES,JESSICA D	91,869	-
GORGES,JUSTIN	104,467	13,662
GORMAN,HEATHER	86,561	449
GORMAN,MICHAEL P	91,455	-
GORNEZ,LUZVIMINDA P	154,517	-
GOROSPE,VIRGINIA M	127,170	-
GOSHIMA,YURI	85,873	-
GOTZMAN,CHRISTINE S	95,880	466
GOULD,KURT R	105,751	349

Vancouver Island Health Authority

Schedule Showing Remuneration And Expenses Paid to or on behalf of Each Employee

For the Fiscal Year Ended March 31, 2023 (unaudited)

<b>Name</b>	<b>Remuneration</b>	<b>Expenses</b>
GOULD,RACHEL	77,388	65
GOULET,JENNA	91,771	-
GOULETBRAUNWALDER,IRENE	75,997	-
GOUTHRO,CARLA M	113,101	-
GOWER,DIMPLE	113,576	-
GRABB,RHONDA A	99,791	-
GRADWELL,MATS A	75,230	-
GRAHAM,CASSANDRA J	75,170	478
GRAHAM,CATHERINE A	134,090	1,013
GRAHAM,HERBERT K	108,912	-
GRAHAM,JANET A	108,436	1,913
GRAHAM,ROSAMOND H	83,882	3,332
GRAHAM,ROSEMARY D	143,033	2,103
GRAHAM,SALLY J	83,034	1,913
GRAIS,LAURIE G	91,237	-
GRANACKI,ROBBIE S	119,629	1,560
GRANDMAISON,CHRISTINE M	82,585	-
GRANNON,PAUL A	86,570	2,433
GRANQUIST,DANA R	90,145	-
GRANT,BRUCE M	111,837	137
GRANT,JULIE M	115,623	898
GRANT,LISA M	84,204	482
GRANT,MICHELLE B	112,538	1,028
GRANT,RITA	93,664	-
GRANT,SANDRA	83,203	863
GRANT,SARAH A	106,417	-
GRANTHAM,LISA	76,340	-
GRASA,KATHERINE	111,571	101
GRASBY,ALICE H	94,918	127
GRAVETT,MARIA J	95,468	-
GRAY,ELISSA J	105,378	-
GRAY,KAYLEE A	115,820	2,738
GRAY,ROWENA Q	134,825	-
GRAY,STUART P	104,622	-
GRAY,ZUZANA	96,678	-
GREAVES,JESSICA N	84,067	-
GRECO,SADIE J	94,882	3,165
GREEN,ALICIA H	98,153	302
GREEN,AMIE D	88,830	-
GREEN,BRITNEY L	88,842	695
GREEN,ELISA S	93,869	-
GREEN,IMELDA S	79,135	-
GREEN,SUSAN	108,591	-
GREENAWAY,OLIVIA S	105,981	1,049
GREENE,ANDREA J	80,603	-
GREENE,JENNIFER L	87,069	3,585
GREENLEES,HEATHER	79,965	-
GREENTREE,CHANTELLE R	81,318	5,925
GREENWOOD,RISA M	117,917	-

Vancouver Island Health Authority

Schedule Showing Remuneration And Expenses Paid to or on behalf of Each Employee

For the Fiscal Year Ended March 31, 2023 (unaudited)

<b>Name</b>	<b>Remuneration</b>	<b>Expenses</b>
GREER,ELAINE	98,060	-
GREER,LISAMARIE	142,127	4,584
GREGG,JASON	93,600	-
GREGOIRE,BRITTANY A	113,521	9
GREGORY,JACQUELINE	100,568	608
GREGSON,KRISTEN M	114,967	888
GREIG,BRIGITTE M	87,320	483
GREIG,DAVID H	99,121	-
GRENIER,KRISTINE A	75,442	502
GRENIER,SHANELLE L	93,993	4,783
GRESCHNER,MAILING P	119,388	7,678
GREVE,RICHARD L	78,218	4,191
GREVILLE,CHARLOTTE M	78,749	516
GREVILLE,EMMACLAIR	84,544	-
GREWAL,DILRAJ	119,502	5
GREWAL,RAVIN	103,388	95
GREXTON,STEPHANIE L	90,938	1,250
GREY,MARIA V	110,017	470
GREY,TIMOTHY D	111,949	3,572
GRIBBONS,DAWN R	95,577	-
GRIEVE,CHRISTOPHER R	102,415	-
GRIFFIN,JAN ANTHONY	78,178	2,129
GRIFFIN,MARY M	78,681	396
GRIFFIN,MEGHAN LYNN	78,744	111
GRIFFITH,CINDY M	95,115	863
GRIFFITH,JOSHUA R	93,192	-
GRIFFITHS,ANDREA D	110,715	134
GRIFFITHS,ELLEN M	78,906	-
GRIFFITHS,SOPA	80,265	-
GRIGOLETTO,TIANA H	113,568	208
GRINDRODMILLAR,NATHAN	86,303	-
GROENEVELD,LORENA R	77,723	-
GROENEWOLD,BEVERLY J	95,856	-
GROH,SARAH E	89,933	141
GROLMAN,JOHNPAUL C	100,996	-
GRONSDAHL,ELIZABETH F	78,587	-
GROOTENDORST,JACQUELINE C	77,342	28
GROSSMITH,JAMES	94,984	92
GROUNDWATER,WILLIAM G	106,489	-
GROVE,JOHN P	108,283	-
GROVE,RICHELE M	138,305	-
GROVER,LORI M	85,283	616
GROVES,JENNIFER A	124,691	-
GROVUM,BRYCE M	105,386	139
GRSIC,NIKKI A	76,950	-
GRUBAC,ALEXZANDER A	78,516	2,721
GRUBB,STACEY	177,266	7,017
GRUNERT,SHERRONANNE D	78,306	317
GRUNERUD,KYRSTAN M	82,859	115

Vancouver Island Health Authority

Schedule Showing Remuneration And Expenses Paid to or on behalf of Each Employee

For the Fiscal Year Ended March 31, 2023 (unaudited)

<b>Name</b>	<b>Remuneration</b>	<b>Expenses</b>
GRYMUZA,CATHERINE	82,583	-
GUANCO,MINAJDYJILL M	83,234	-
GUANCO,PHYLES M	101,687	-
GUANSING,ALISTAIR I	88,204	-
GUCLU,COSKUN	115,309	-
GUDAVICIUS,LAUREN K	87,389	-
GUDMUNDSETH,SARAH A	76,203	-
GUENTHER,ROBERT W	131,416	5,065
GUERRA,ROAN	125,117	703
GUERRERO,ANTONIO D	88,994	-
GUERRIER,SANDRA E	92,493	-
GUEST,LISA M	96,255	78
GUEVARRA,PAUL SAMMY	81,380	-
GUFFEY,CARA M	118,210	695
GUI,MINGXING	76,541	-
GUIGNARD,MARY E	91,245	-
GUILLEMETTE,DALE C	108,554	482
GUILLERGAN,ELIETA S	130,677	-
GUIMMAYEN,ROMA A	87,225	6,249
GUINDON,JANEL C	113,904	445
GULAY,TRINA V	106,666	1,582
GULFAN,MARK A	93,714	-
GULLY,MARITIA A	127,045	2,806
GULYAS,ELIZABETH	105,950	-
GUMMER,CHLOE	79,699	3,839
GUNDABATHULA,VARUN TEJA	95,785	138
GUNN,ROBERT W	97,530	-
GUNNING,CHARLOTTE M	80,380	157
GUNSTONE,CAROLYN C	101,438	-
GURNEY,ALISON M	83,172	5,107
GUSTAFSON,REKA	154,525	14,447
GUSTAR,RHONDA H	107,102	8,996
GUT,MICHELLE L	80,357	4
GUTHRIE,JAIME B	100,207	1,538
GUTIERREZ,KATARINA	80,411	1,318
GUTSCHE,BERNHARD A	75,234	-
GUTZMANN,JENNIFER L	76,398	437
GUY,BENJAMIN M	76,359	-
GYTE,ALISON	102,558	1,144
HA,JAYCE N	134,087	11,026
HAAS,LISA	108,647	1,282
HABETS,CATHARINA A	142,376	6,363
HABIBI,NICHOLA	103,051	-
HACHEY,ALAN S	104,447	3,226
HACKETT,HEATHER P	108,745	-
HACKETT,MALLORY B	115,325	7,500
HADFIELD,CHERYL L	87,342	800
HADLEY,CAROL A	121,701	1,711
HADLEY,MEGAN J	77,893	1,687

Vancouver Island Health Authority

Schedule Showing Remuneration And Expenses Paid to or on behalf of Each Employee

For the Fiscal Year Ended March 31, 2023 (unaudited)

<b>Name</b>	<b>Remuneration</b>	<b>Expenses</b>
HAEGERT,RACHAEL L	123,496	-
HAERE,JASMINE	82,828	967
HAFFNER,JASON A	107,382	719
HAGARTY,JILLIAN G	78,991	-
HAGEL,DARREN M	78,152	1,155
HAGEL,HILARY PJ	88,642	-
HAGEN,KAYLEE N	90,961	5,855
HAGEN,KIRSTEN P	120,282	614
HAGGIS,OLIVIA A	107,823	-
HAHN,CLARICE A	79,869	2,744
HAIDER,MOYA D	127,236	946
HAILESILASSE,GBREWOLDE	105,263	-
HAIRE,ROBYN BREE	95,645	327
HAIST,TETIANA E	197,217	524
HALASZ,HARMONY J	89,560	2,361
HALBACH,IRIS	79,986	-
HALBERT,GINGER	141,695	-
HALINENPARDY,MAIRE A	79,335	-
HALL,ANDREA M	115,514	7,725
HALL,CHRISTINE	247,735	12,124
HALL,DAVID J	103,969	2,575
HALL,HALEY JOYCE	99,801	-
HALL,HOLLY K	98,125	464
HALL,JILL	106,659	1,560
HALL,JOANNE E	80,826	593
HALL,JONATHAN	75,356	-
HALL,JUSTIN M	101,863	500
HALL,KRISTA K	87,202	-
HALL,MARK	78,178	4,449
HALLDORSON,LINDSAY	104,164	-
HALLDORSON,R NIKKOLAS	97,682	-
HALLE,TESSA M	124,105	-
HALLEY, TIFFANY S	98,406	-
HALLIDAY,OLIVIA N	104,545	-
HALLIWELL,LISA C	101,542	1,229
HALLOCKGOMEZ,MICHELLE	93,272	-
HALME,GRIFFIN C	110,743	386
HALONEN,PAMELA J	98,074	266
HALSALL,LISA M	80,799	-
HAM,TRACY H	107,974	1,366
HAMADAGG,GAIL K	96,281	607
HAMANN,LAUREL A	109,543	-
HAMAR,JULIE C	116,245	-
HAMBLEY,BARBARA L	85,941	40
HAMEL,JOSEPH E	106,773	23
HAMEL,REANNE STAR	103,801	-
HAMEL,SUSAN E	88,647	1,168
HAMER,CHLOE	75,466	219
HAMES,MELANIE A	96,473	-

Vancouver Island Health Authority

Schedule Showing Remuneration And Expenses Paid to or on behalf of Each Employee

For the Fiscal Year Ended March 31, 2023 (unaudited)

<b>Name</b>	<b>Remuneration</b>	<b>Expenses</b>
HAMILTON,ANGELA M	89,938	-
HAMILTON,CLIFFORD A	121,947	-
HAMILTON,HOLLY D	118,086	88
HAMILTON,KAREN L	94,854	103
HAMILTON,KEITH T	79,038	-
HAMILTON,SHYLAH R	116,797	632
HAMILTON,VICTORIA D	83,326	-
HAMMERSCHMIDT,BRIAN C	81,239	237
HAMMOCKS,DONNA M	167,202	-
HAMMOCKS,MARINA R	88,112	-
HAMPSON,JULIA K	93,796	29
HANCOCK,RATCHADAPORN	75,064	-
HANCOCK,SYLVIA M	108,520	-
HANDEL,HEATHER	123,128	-
HANDFORD,KAREN M	77,595	451
HANDFORD,TEELA D	137,380	-
HANDLEY,CARMEN L	78,121	2,412
HANDLEY,DALE S	102,056	2,029
HANEY,MICHELLE D	101,943	-
HANKINS,DEANNE T	87,834	-
HANLON,ELAINE S	127,190	281
HANNA,CAITLIN M	79,302	2,308
HANNA,KELLY	90,077	1,151
HANNA,RACHAEL N	80,713	-
HANNA,TERESA M	142,282	-
HANNAH,ELIZABETH Y	113,134	483
HANNAH,GAIL J	112,250	-
HANNAM,BONNIE	99,280	52
HANNEM,JESSICA L	88,273	35
HANNIBAL,REBECCA L	117,697	10,903
HANNINEN,MIRIAN	84,003	266
HANS,HARVIR S	97,200	-
HANSCOMB,OREN E	78,412	-
HANSEN,ELIZABETH N	90,613	1,999
HANSEN,TINA	115,190	95
HANSEN,VANEYSA M	77,209	68
HANSON,DAWN A	123,639	506
HANSON,KATIE M	115,496	-
HANSON,KRYSTAL M	113,160	765
HANSON,ROD	95,002	-
HANSON,SARAH M	84,671	450
HANSON,SHANNON JAMES	260,741	9,214
HANSON,TANIA E	83,474	-
HANSON,TYLER L	116,895	378
HANUS,BRENDA K	117,391	100
HARA,DAWN P	84,590	2,270
HARDER,CURTIS K	124,807	50
HARDIE,DOUGLAS G	105,201	5,873
HARDIMAN,SEAN C	178,772	3,224

Vancouver Island Health Authority

Schedule Showing Remuneration And Expenses Paid to or on behalf of Each Employee

For the Fiscal Year Ended March 31, 2023 (unaudited)

<b>Name</b>	<b>Remuneration</b>	<b>Expenses</b>
HARDING,KRISTIE R	102,932	640
HARDING,NICOLE A	81,151	-
HARDING,SANDRA	177,029	-
HARDY,ALEXA A	90,446	-
HARDY,DAWN	90,253	621
HARDY,JENNIFER	102,251	1,325
HARGRAVE,JENNIFER L	75,583	-
HARGRAVE,LYNN M	83,410	533
HARGROVE,MONIKA E	83,376	15
HARI,GURINDER K	75,233	-
HARING,TINA C	120,690	257
HARKER,JOANNE	92,289	-
HARKER,VALERIE M	86,269	15
HARLEY,STELLA	100,411	754
HARLOW,JANIE K	104,301	2,693
HARMATA,RICA L	102,532	-
HARMERDEMAY,LORNAJAYNE I	105,808	-
HARNDEN,JANICE	88,735	-
HARPER,ALBERT	111,060	5,844
HARPER,BRANDI N	106,347	-
HARPER,JENNIFER D	108,031	-
HARPER,JENNIFER N	88,610	639
HARPER,JOHN M	124,353	95
HARPER,JULIE L	94,607	-
HARQUAIL,ADAM L	106,837	1,582
HARRINGTON,JOCELYN P	78,501	781
HARRINGTON,KAITLYN A	101,252	-
HARRINGTON,KELLY L	87,629	-
HARRINGTON,LYNN A	98,180	595
HARRINGTON,SEAN G	91,217	1,085
HARRIS,CATHERINE	84,387	-
HARRIS,ELIZABETH J	82,884	-
HARRIS,KALEIGH S	126,217	-
HARRIS,KATHLEEN G	115,967	3,890
HARRIS,LOURDES A	89,346	-
HARRIS,MARILYNNE E	92,798	-
HARRIS,REGAN M	88,004	-
HARRIS,STEPHANIE R	97,479	-
HARRIS,THERESA A	78,796	-
HARRISON,ADELE M	244,561	3,775
HARRISON,AMY J	75,298	-
HARRISON,ERIN N	107,184	1,195
HARRISON,FRANCIS M	97,259	-
HARRISON,JODI	186,708	-
HARRISON,LAURA E	79,896	270
HARRISON,MONTA G	87,039	346
HARRISON,TANIS M	87,657	-
HARRY,RYAN L	128,867	-
HARRY,SAMANTHA A	85,765	62

Vancouver Island Health Authority

Schedule Showing Remuneration And Expenses Paid to or on behalf of Each Employee

For the Fiscal Year Ended March 31, 2023 (unaudited)

<b>Name</b>	<b>Remuneration</b>	<b>Expenses</b>
HARSHEY,BRITTANY E	87,576	1,795
HART,CURTIS	105,295	4,509
HART,JACOB	90,051	2,442
HART,JASMINE A	97,782	-
HART,MADDISON	102,472	-
HART,ROBERT B	101,620	-
HARTE,NICOLA	97,690	624
HARTER,HENRY KEVIN	160,553	322
HARTLEY,ELYSIA	83,862	-
HARTSELL,ANGELA D	112,247	-
HARTWIG,CHRISTINE E	103,674	1,177
HARTWIG,SARAH R	78,842	-
HARTZ,SONJA H	81,086	1,246
HARVER,DEBORAH L	109,017	2,237
HARVEY,ELYSABETH	93,846	-
HARVEY,GARFIELD J	75,229	-
HARVEY,LAURA A	78,260	6,352
HARVEY,WILLIAM L	82,296	866
HASEGAWA,MASAKO	116,793	-
HASS,SADGUNA J	92,063	2,464
HASTINGS,CARLA	115,737	-
HASTINGS,LACEY M	76,106	-
HASTINGS,RICK E	126,123	2,645
HATCH,NADINE R	102,927	-
HAUCA,LYLE D	110,034	-
HAUGEN,CHERYLLYNN	94,437	-
HAUGEN,NANCY A	89,607	304
HAUGHTON,CORRINE S	111,439	1,307
HAUGHTON,KOURTNEY P	87,975	-
HAUGHTON,MATTHEW	85,496	1,235
HAUTALUOMA,APRIL L	85,238	-
HAUTZ,ETHAN J	90,330	886
HAVAS,MICHAEL D	186,518	-
HAVERS,EMILY L	99,174	346
HAWKINS,CHRISTINE A	111,197	1,450
HAWKINS,CHRISTOPHER J	128,854	6,900
HAWKSHAW,MICHAEL R	79,304	642
HAWS,KALEIGH	103,250	-
HAWSE,VICTORIA G	75,748	-
HAWTHORNTHWAITE,DONNA L	134,034	1,901
HAY,AMBER L	122,619	139
HAY,ERIN C	95,341	863
HAYDEN,MARK A	79,808	1,209
HAYER,MANDEEP S	105,022	5,603
HAYES,CAMILLE E	93,272	-
HAYES,LYDIA K	99,868	-
HAYES,SARAH A	79,181	2,319
HAYLOCK,JENNA L	108,539	550
HAYLOCK,JESSIKA	85,610	-



Vancouver Island Health Authority

Schedule Showing Remuneration And Expenses Paid to or on behalf of Each Employee

For the Fiscal Year Ended March 31, 2023 (unaudited)

<b>Name</b>	<b>Remuneration</b>	<b>Expenses</b>
HAYNE,EMMA J	87,822	-
HAYNES,DEREK B	107,803	581
HAYRE,INDERJIT K	92,932	-
HAYS,KELLY L	112,434	818
HAYTHORNTHWAITE,JOHN A	94,982	-
HAYTHORNTHWAITE,SOPHIA J	82,865	-
HAYWARD,LORI D	78,828	94
HAYWARD,ROBERT D	108,312	1,981
HAZLEHURST,EMILY A	141,874	-
HE,JOHN	89,565	-
HE,QINGSHEN	81,953	-
HE,YICHEN	94,810	403
HEADCHEN,TSAYI	154,674	199
HEARD,JENNIFER M	97,354	245
HEARN,ALLANA	98,413	18,864
HEARSEY,NOELLE E	103,277	2,522
HEATH,KELSEY M	107,429	-
HEATH,TARA L	91,788	-
HEATON,ANGELA	78,320	-
HEBERT,DENYS A	94,976	1,184
HEBERT,GRACE P	81,742	110
HECKMANN,ANNA A	79,341	-
HEER,BALBIR K	97,342	-
HEFFEL,ELAINE L	107,834	-
HEGLIN,RAECHEL J	77,016	-
HEIGHINGTON,SARAH A	111,813	2,620
HEIN,MARCIA M	103,149	95
HEINLEIN,SOPHIE A	79,746	-
HEINRICHS,EDNIE M	81,281	-
HEISLER,RACHEL	112,442	344
HEIZER,SUZANNE W	85,176	2,397
HELD,OLIVIA S	83,869	-
HELM,SHAWN C	78,617	1,162
HELSTROM,STACEY R	89,246	72
HELWER,MAYUKO	78,488	710
HELWING,LOTHAR H	75,751	-
HEMBRUFF,KATY A	77,674	30
HEMOND,JOHANNE	76,566	507
HEMSTALK,SUMMERMARIN	84,530	-
HENDERSON,GEMMA C	121,709	-
HENDERSON,JOAN B	99,613	1,366
HENDERSON,SARA J	77,466	1,595
HENDON,ERIC M	112,043	-
HENDRICKSEN,CINDY M	98,205	-
HENDRICKSON,ALLYSHA M	77,461	5,945
HENDRICKSON,MIRANDA	91,772	-
HENDRIKS,PAMELA A	96,778	1,591
HENDRY,COLIN S	106,412	-
HENDRY,ELYSE J	94,215	465

Vancouver Island Health Authority

Schedule Showing Remuneration And Expenses Paid to or on behalf of Each Employee

For the Fiscal Year Ended March 31, 2023 (unaudited)

<b>Name</b>	<b>Remuneration</b>	<b>Expenses</b>
HENGST,BRIANNA L	99,503	-
HENLEY,HELENE DENISE	105,291	-
HENNESSY,KATHLEEN M	110,232	3,129
HENNIG,KRISTEN I	104,161	-
HENRY,AMANDA	87,218	1,755
HENRY,ANGELA M	87,346	-
HENRY,CAROLINE M	102,888	-
HENRY,DANIEL J	78,046	170
HENRY,NICHOLAS R	87,537	753
HEPNER,CHANTEL	94,025	450
HEPNER,MARZENA J	83,487	384
HERBERT,ALANARAE M	82,541	-
HERBERT,JEAN	88,537	733
HERCULESGIRON,MARCIA L	103,361	456
HERDMAN,DANEAN R	80,118	1,206
HERMAN,MATTHEW	121,003	342
HERMANSON,ARELI E	98,665	1,718
HERNANDEZ,LEO O	113,270	14,297
HERNANDEZ,MARLON O	86,552	8,516
HERNANDEZMADRIGAL,R	76,117	-
HERNDEN,BRADLEY C	115,656	-
HERRERA,JONALD A	93,931	-
HERRERA,SHEILA M	78,985	2,598
HERTZBERG,HILLARY	89,614	-
HESSE,CAMERON	77,655	-
HETTERVIG,BRENDA	93,929	35
HEUNG,RENA	87,903	-
HEWER,KENNETH M	81,263	1,214
HEYD,DEANNA D	105,399	-
HEYD,HEATHERANN L	84,021	97
HEYER,COURTNEY	104,788	-
HEYWOOD,SUSAN A	96,614	1,202
HIANG,JARITA	83,976	-
HIBBS,TIMOTHY H	78,186	3,455
HICKAD,AJAY	110,211	40
HICIK,CHRISTINE A	101,588	4,365
HICKMAN,CAITLIN	91,703	2,592
HICKMAN,JOANNA R	75,635	-
HICKS,KYLA M	110,212	617
HICKS,TOBY M	76,955	-
HIEBERT,BREYANNA R	91,073	113
HIEBERT,JASON	87,755	45
HIETKAMP,ANNALISE	76,795	-
HIETKAMP,ELISABETH	88,041	276
HIGGINS,COLLEEN M	89,135	41
HIK,JORDAN M	85,033	-
HIK,SONYA J	106,750	2,299
HIKAWA,SACHIKO	117,942	45
HILARIO,RHOBERT C	135,603	-

Vancouver Island Health Authority

Schedule Showing Remuneration And Expenses Paid to or on behalf of Each Employee

For the Fiscal Year Ended March 31, 2023 (unaudited)

<b>Name</b>	<b>Remuneration</b>	<b>Expenses</b>
HILBERRY,ZACHARY K	107,542	201
HILDEBRAND,MICHELLE P	79,469	76
HILDEBRAND,TERRY	85,121	-
HILDEBRANDT,TANNIS M	90,056	-
HILL,ANDREW R	89,014	112
HILL,ANNWYN	121,826	-
HILL,BRITTANY P	89,765	3,184
HILL,DAVID C	108,423	-
HILL,EMILY R	85,479	-
HILL,EMMA J	95,621	2,187
HILL,GREGORY J	112,289	210
HILL,KIMBERLY D	105,936	-
HILL,LISA M	114,131	31
HILL,TANYA	76,709	40
HILL,THOMAS M	101,282	-
HILLER,MICHELLE	89,922	-
HILLMAN,SARAH M	93,756	-
HILLS,PAULA L	88,582	-
HILLYER,MARGARET A	98,372	114
HILTZ,LAURA D	79,261	-
HIND,ELIZABETH A	89,284	-
HINKE,CHRISTINE A	78,155	-
HINKSMAN,CARLY S	79,693	-
HIROTA,SANDRA J	83,716	-
HIRST,JENNA A	78,219	-
HISCOCK,MARY C	94,383	-
HISEM,RICHARD J	91,160	50
HITCHEN,SILJA S	108,324	792
HITTOS,MADELAINE	115,807	-
HO,CLARENE N	137,222	-
HO,ELAINE N	96,716	-
HO,EMILY YEE WAI	88,735	-
HO,JANE	126,548	2,319
HO,TANG	98,336	4,426
HOBBS,KERI M	105,081	-
HOCEVAR,DORIS	100,422	-
HOCKEN,SABRINA N	97,566	-
HOCKING,JEFFREY B	110,476	-
HODGE,SANDRA	135,467	4,209
HODGES,JENNIFER K	85,030	660
HODGSON,LAWRENCE X	82,756	258
HODGSON,RACHAEL A	82,617	-
HODGSON,SALLY	88,718	1,283
HOEFER,LISA J	109,259	4,320
HOEHNE,LINDSAY A	89,692	-
HOEKSTRA,LESLIE J	110,917	595
HOF,NATALIE E	81,259	-
HOFF,TREVOR K	96,015	998
HOFFMANN,JENNIFER V	85,189	196

Vancouver Island Health Authority

Schedule Showing Remuneration And Expenses Paid to or on behalf of Each Employee

For the Fiscal Year Ended March 31, 2023 (unaudited)

<b>Name</b>	<b>Remuneration</b>	<b>Expenses</b>
HOGAN,ARLENE J	101,207	193
HOGAN,CHRISTOPHER P	84,280	1,063
HOGWEIDE,PAIGE	76,401	-
HOGWEIDE,TRACY R	102,002	375
HOGWEIDE,YINGBO	98,703	525
HOHL,ERIN J	129,484	361
HOI,SANNIFERHORTING	111,972	-
HOLDEN,AMBER M	87,987	-
HOLDEN,DARRYL R	102,888	600
HOLDEN,ELIZABETH A	84,434	462
HOLDEN,RACHEL A	102,457	25
HOLFELD,LORRAINE D	100,024	-
HOLLAND,DERRICK S	75,449	1,808
HOLLAND,JAMIE L	137,280	408
HOLLAND,MELISSA A	108,135	512
HOLLANDS,CHRISTINA R	111,679	-
HOLLEYGOGUEN,TEGAN L	80,996	134
HOLLINGS,AMY L	100,950	1,428
HOLLISTON,KAYLA	89,601	-
HOLLOWAY,LISA A	118,200	-
HOLM,JORDYN	78,562	-
HOLM,KARLEE S	94,014	557
HOLME,CATHERINE E	83,404	1,380
HOLMES,LINDA M	115,865	720
HOLMES,MICHELE A	128,101	-
HOLMES,TORRIE	82,548	-
HOLMESSLATTERY,BRISHEN M	80,582	-
HOLMGREN,IVY A	128,422	10,802
HOLROYD,SEAN A	104,348	-
HOLST,KERSTIN	99,055	-
HOLT,COLLEEN	93,939	-
HOLT,JILLIAN A	96,305	895
HOLT,MARGOT A	107,647	-
HOMAYOUNMEHR,MOHAMMADREZA	94,904	275
HOMER,GEOFFREY	117,364	-
HOMUTH,CARRIE L	122,375	6,707
HONG,ALECIA	98,766	-
HONORIO,GLENDA A	92,061	-
HOOD,DAVID W	97,404	-
HOOD,KIRSTEN E	115,474	1,556
HOOD,PATRICIA A	96,037	399
HOOD,SUNITA K	89,912	-
HOOK,CINDY M	105,114	-
HOOKMANI,AREEB A	84,744	-
HOOP,JESSICA	90,049	-
HOOP,KERRY D	114,581	7,066
HOOVER,KELLYANNE J	91,761	3,384
HOPKINS,GRAHAME	103,472	-
HOPP,CANDACE B	99,785	442

Vancouver Island Health Authority

Schedule Showing Remuneration And Expenses Paid to or on behalf of Each Employee

For the Fiscal Year Ended March 31, 2023 (unaudited)

<b>Name</b>	<b>Remuneration</b>	<b>Expenses</b>
HOPPER,KIMBERLY D	103,385	-
HOPWO,CHERIEANNE R	79,366	64
HORA,DARYL M	81,068	-
HORN,KAYLA M	75,728	-
HORNCastle,LAURA A	82,926	-
HORNE,CANDACE	82,321	349
HORNE,ROSA	114,327	1,984
HORSTHUIS,NICOLETTE R	117,371	-
HORTH,MAIRI M	93,100	499
HORTON,EMILY V	87,837	219
HORTON,YUKO C	77,635	-
HORWOOD,VANESSA R	78,785	-
HOSIE,PAMELA R	87,728	1,115
HOSKIN,ERIC J	88,378	817
HOSKINS,ALLISON	212,539	46
HOTSTON,TERRENCE A	87,181	-
HOU,ANDREW	78,477	1,591
HOUGH,COURTNEY J	99,617	-
HOULE,AVRIL C	93,082	-
HOUNSELL,CRAIG E	107,303	3,125
HOUSTON,BRYCE J	79,314	3,172
HOUSTON,KELSEY	89,347	1,241
HOUSTON,KRISTINE M	113,809	-
HOUSTON,LIANNE R	97,126	2,384
HOUSTONSMITH,JAMIE J	110,875	501
HOWARD,JENNA Q	85,172	-
HOWARD,LAURA M	102,190	-
HOWARD,ROBIN R	76,797	1,365
HOWARD,SIERRA	75,417	3,443
HOWARD,STACEY M	86,366	-
HOWARTH,MAUREEN P	127,202	78
HOWARTH,SANDRA M	79,383	-
HOWE,ABIGAIL H	104,944	614
HOWE,LANA R	103,574	72
HOWE,LOLITA	119,811	-
HOWE,RICHARD A	81,696	30
HOWES,PAIGE J	84,992	3,881
HOWIE,LESLEY J	137,428	3,948
HOWLETT,KATHERINE M	83,522	880
HOY,ANDREW	84,896	600
HOY,KELLY E	101,476	392
HOYANO,DEE S	318,113	5,933
HOYDALPAYNE,CATHRYN E	171,508	-
HOYLES,MARY E	116,155	-
HOYSETH,JENNIFER LAURA	102,547	673
HRASKY,TIELO J	99,767	-
HRYCUIK,LISA D	122,588	-
HRYNYK,ASHLEY M	93,594	-
HRYSIO,TRACEY D	124,751	22

Vancouver Island Health Authority

Schedule Showing Remuneration And Expenses Paid to or on behalf of Each Employee

For the Fiscal Year Ended March 31, 2023 (unaudited)

<b>Name</b>	<b>Remuneration</b>	<b>Expenses</b>
HRYTSENKO,KRYSZYNA	99,095	-
HSU,JASON	99,135	-
HSU,TZU HSUN SHINNER	106,826	-
HUANG,JINPING	76,815	-
HUANG,PETER C	83,603	9,579
HUANG,QI STEPHANIE	82,840	-
HUANG,YAN	84,714	-
HUBATKA,CAROLINE	86,450	-
HUBBARD,BRADLEY	84,278	4,683
HUBER,HENRIETTE M	121,319	131
HUBSCHER,REBECCA M	97,655	-
HUDSON,ALEXANDRA H	82,949	-
HUDSON,CLARE H	102,269	803
HUEBNER,SHELLEY N	82,181	-
HUFFMAN,JENNIFER M	79,679	931
HUG,STEPHANIE L	83,510	-
HUGHES,COLLEEN A	85,415	-
HUGHES,FIONA L	141,901	152
HUGHES,SARAH E	91,453	1,929
HULL,BARRY M	126,981	-
HULL,KIRSTEN	108,226	506
HUME,HEATHER J	101,286	67
HUML,JODY D	111,485	6,075
HUMPHREY,MADISON R	88,652	874
HUMPHREY,REBECCA J	92,310	259
HUMPHREYS,EVAN C	110,099	5,164
HUNDAL,JAGWANT BIR	77,916	-
HUNDAL,KULWINDER K	80,291	-
HUNG,GUAN YONG CHANG H	105,096	-
HUNNS,MARK	99,881	12
HUNSBEDT,LARISSA M	101,295	-
HUNT,BARBARA G	115,292	-
HUNT,DARLA M	91,540	3,889
HUNT,JOSEPH S	136,300	-
HUNTER,AMANDA A	94,228	26
HUNTER,AMBER	90,006	-
HUNTER,AMY J	122,579	1,368
HUNTER,ANDREA L	106,028	1,133
HUNTER,CANDICE A	80,063	-
HUNTER,PATRICIA A	120,630	-
HUNTERNOBLE,STACI J	83,653	2,512
HUNTLEY,DAVID C	128,407	1,625
HURD,CATHRYN E	90,375	-
HURLEY,LEONARD R	84,460	-
HURST,MICAELA	82,725	854
HURST,SHARI H	104,203	-
HUSSEIN,SHELIN H	83,236	217
HUSTON,JESSICA L	120,177	749
HUTCHINGS,STEPHANIE E	77,697	-

Vancouver Island Health Authority

Schedule Showing Remuneration And Expenses Paid to or on behalf of Each Employee

For the Fiscal Year Ended March 31, 2023 (unaudited)

<b>Name</b>	<b>Remuneration</b>	<b>Expenses</b>
HUTCHINS,JOHN A	76,528	3,469
HUTCHINSON,JESSIE A	81,927	-
HUTCHISON,KARLA	100,362	-
HUTCHISON,TAYLOR J	84,840	-
HUTTON,CAROLYN E	126,038	3,407
HUTTON,HEATHER D	96,322	258
HUTTON,TRACY A	81,534	-
HUTTON,VANESSA A	78,741	2,406
HUYBENRUNKEL,BRIGITTE J	80,755	663
HYDE,ALEISHA B	105,337	110
HYDE,WILLIAM B	111,700	-
HYDES,EMILY M	94,154	9,160
HYMERS,SUSAN	94,175	1,587
IACHETTI,PIERRE D	105,565	5,808
IBARRA,EDUARDO G	114,835	-
IBARROLA,LARA M	92,193	-
IBBOTT,STEPHANIE L	114,428	-
IBE,GRACE B	90,167	4,765
IBERG,SHELLEY C	85,813	1,433
IBRAHIM,NAGWA	97,508	-
ICUSPIT,HARLEY A	123,253	8,973
IDIENS,TESSALLIE G	128,278	-
IGHARAS,JARRY R	99,443	2,824
IGUSA,NORIKO	171,555	-
ILCZASZYN,NIAMH	76,784	-
ILDEFONSO,MARIONETTE L	105,821	-
ILLMAYER,SUSAN	131,972	2,071
ILNICKI,MACKENZIE	101,731	-
INGLIS,COLLEEN M	123,889	-
INGLIS,GRAEME	109,669	-
INGLIS,KYLE	101,905	-
INGRAM,TRACEY	107,132	-
INGUTIA,JIMMY	112,396	-
INKSTER,JESSE M	144,436	222
INNES,CATHERINE LEAH	99,660	1,546
INNES,RYAN W	100,947	-
INNES,WENDY G	103,017	26
INOKE,JANELLE E	91,757	-
INSLEY,AMANDA K	76,814	248
IRELAND,LAICIE	79,766	1,344
IRLAM,NICOLE G	97,827	-
IRVINE,HEATHER	106,201	-
IRVINE,JENNIFER	127,581	2,062
IRVINE,JULIE M	120,421	-
IRVINE,MICHELLE R	113,352	-
IRWIN,CINDY R	80,772	4,587
IRWIN,MICHELLE	102,093	-
IRWIN,TYLER M	79,681	-
ISAAC,EMMA R	125,471	1,018

Vancouver Island Health Authority

Schedule Showing Remuneration And Expenses Paid to or on behalf of Each Employee

For the Fiscal Year Ended March 31, 2023 (unaudited)

<b>Name</b>	<b>Remuneration</b>	<b>Expenses</b>
ISACSON,LISABETH P	89,013	-
ISENOR,DANIELLE L	83,274	-
ISEPPI,MARIA L	97,312	-
ISHII,MARIKO	87,298	343
ISHII,SATOMI	111,823	-
ISLAM,ZAHOOR U	169,854	-
ISRAM,JAMES	139,389	-
ISSIGHOS,DANE G	83,677	-
ISTIHAD,MUJTABA	85,856	19
IVANOVA,VESELINA	85,167	-
IVES,PAULA M	82,904	39
IVEY,REBECCA	76,941	-
JABS,SHERRI	79,422	-
JACALAN,AIZA BELEN P	93,537	-
JACK,MAKENZIE	86,528	-
JACK,WALLACE O	108,590	-
JACKMAN,ALEXANDRA S	282,266	5,722
JACKOWITZ,SARA T	87,370	176
JACKSON,CATHERINE	121,364	49
JACKSON,DARRYL G	102,584	816
JACKSON,JORDAN Z	85,936	99
JACKSON,KENJI T	81,784	-
JACKSON,LOTI	87,675	-
JACKSON,MARIAH E	91,496	-
JACKSON,MATTHEW A	92,560	-
JACOBSON,GAYLENE F	101,856	717
JACQUART,JEREMIAH B	84,616	1,216
JAEGER,MARLA F	149,995	515
JAEGER,SANDRA	77,004	500
JAENEN,CLAIRE M	92,920	552
JAENEN,SARAH J	102,097	-
JAFAROVA,ELMIRA	87,727	-
JAI,MATTHEW R	106,073	-
JAJSZCZOK,MAX	184,567	18,062
JAKUBOWSKI,SARAH J	83,925	234
JALANI,ELLERY H	129,753	-
JAMES,ALISON L	105,194	921
JAMES,CAROL A	76,556	-
JAMES,EMMA JANE	152,644	3,197
JAMES,JAYNE F	97,982	-
JAMES,JENNIFER	107,500	217
JAMES,LINDSEY A	117,769	291
JAMES,LISA	88,393	1,116
JAMES,SHELLEY M	108,483	408
JAMESON,EMMA L	97,157	909
JAMIESON,CONNIE	104,330	-
JAMIESON,MARK D	115,809	-
JAMIR,JOANNA M	82,453	-
JAMIR,MARIA E	105,233	-



Vancouver Island Health Authority

Schedule Showing Remuneration And Expenses Paid to or on behalf of Each Employee

For the Fiscal Year Ended March 31, 2023 (unaudited)

<b>Name</b>	<b>Remuneration</b>	<b>Expenses</b>
JAMISOLA,JUSTINE KEITH R	79,068	-
JANG,DOUGLAS K	87,251	6,509
JANISSE,JASMINE R	123,356	-
JANJUA,JASLEEN	87,160	-
JANJUA,RANJIT K	111,830	-
JANJUA,SUKHWINDER S	200,559	-
JANNINK,JANETTE A	76,521	-
JANSEN,RHONDA G	107,010	95
JANSMA,DAVID M	81,077	3,742
JANTZEN,JODI L	154,222	991
JANTZEN,JOSANNE K	130,086	-
JANZEN,EVAN C	84,741	-
JANZEN,JACQUELYN C	94,230	-
JANZEN,KELLY J	101,620	-
JAQUIER,EMMA I	85,935	141
JARCHOW,MEGAN V	92,189	173
JARIN,CECELLE	75,407	4,955
JARVIN,MICHAEL C	143,726	-
JARVINEN,SARAH L	89,875	3,955
JARVIS,GENEVIEVE B	77,330	-
JASSAR,MANJIT K	79,249	-
JASWAL,BALBIR K	112,363	-
JAWANDA,HOLLY E	106,058	-
JEAN,OONA TP	102,252	-
JEANSON,DANIELLE G	125,141	-
JEFFERD,VALERIE J	142,766	4,337
JEFFERIES,COREY	111,104	165
JEFFERSON,ABDUL HAKEEM K	95,611	-
JEFFERSON,KALLI A	102,528	1,213
JEFFERY,JASMINE A	81,996	9,693
JEFFORD,KERRY L	112,573	635
JEFFREY,CHRISTINE M	134,144	552
JEFFS,ANDREW J	83,231	71
JELINEK,MARCELLA L	78,534	584
JENISH,ELIZABETH D	94,685	2,209
JENKINS,DEBORAH A	75,800	-
JENKINS,MALCOLM R	108,425	6,192
JENKINS,NAOMI J	95,846	400
JENKINS,NATHALIE E	106,040	-
JENKINSON,GREIG	139,259	2,048
JENNINGS,LISA M	145,812	-
JENNISONGUSTAFSON,KELLI	117,860	-
JENSEN,ANDREW	91,937	-
JENSEN,ARIANE M	89,703	23
JENSEN,CARMEN M	95,277	1,351
JENSEN,CHERYL K	107,640	37
JENSEN,JENNIFER M	101,164	-
JENSEN,KAREN A	115,942	1,753
JENSEN,KAREN E	78,896	116

Vancouver Island Health Authority

Schedule Showing Remuneration And Expenses Paid to or on behalf of Each Employee

For the Fiscal Year Ended March 31, 2023 (unaudited)

<b>Name</b>	<b>Remuneration</b>	<b>Expenses</b>
JENSEN, LAURA J	105,208	-
JENSEN, LAURNA A	82,835	-
JENSEN, NICOLE L	97,899	5,017
JENSEN, NICOLE M	96,685	666
JENSEN, WALTER D	83,483	897
JENSON, KEVIN E	103,581	-
JENSTAD, LEE S	123,521	-
JEQUE, JONAS J	80,497	-
JEREMILLO, MICHELLE T	104,143	-
JERKE, DAWN M	91,696	-
JESPERSEN, LEEANN M	130,170	2,424
JESSAMINE, KELSI A	95,807	5,340
JEWITT, ARLA	115,820	-
JHAWER, KORINA D	110,891	-
JIANG, MARYANN MAYE HUNG	91,068	-
JIAO, QINGLIAN	181,873	45
JIMMO, JENNIFER L	84,790	2,331
JIN, LIANG	87,274	1,240
JIYO, DEXY	118,520	-
JO, HYUNG EUN	110,296	1,449
JOBAGY, JESSICA A	98,547	-
JOBE, LISA A	106,348	888
JOCKSCH, JENNA L	75,402	1,314
JOCSON, KATE	104,457	551
JOHAL, BAKSHINDER K	116,048	-
JOHAL, MEENA M	77,371	1,167
JOHAL, RAJWINDER K	126,802	-
JOHANNSON, NICOLE A	85,622	211
JOHN, HEATHER L	121,253	-
JOHNS, CAROLYN R	114,027	-
JOHNSON, SHANNON	77,746	1,406
JOHNSON, AMANDA L	123,216	-
JOHNSON, ANDREA D	103,486	-
JOHNSON, BART M	110,217	-
JOHNSON, BRITTENY A	119,861	403
JOHNSON, BRYN D	105,501	-
JOHNSON, CARMEN M	76,532	-
JOHNSON, CYNTHIA K	104,530	154
JOHNSON, DAVID E	92,747	25
JOHNSON, DEENA L	101,922	18
JOHNSON, ERIC M	104,185	266
JOHNSON, GENEVA C	93,969	197
JOHNSON, JACQUELINE	104,009	-
JOHNSON, JESSICA R	152,967	1,338
JOHNSON, JODY	99,519	712
JOHNSON, KELLY W	114,764	-
JOHNSON, LAURA C	141,943	4,581
JOHNSON, LISA O	101,497	-
JOHNSON, LUCAS	120,549	-

Vancouver Island Health Authority

Schedule Showing Remuneration And Expenses Paid to or on behalf of Each Employee

For the Fiscal Year Ended March 31, 2023 (unaudited)

<b>Name</b>	<b>Remuneration</b>	<b>Expenses</b>
JOHNSON,MAUREEN N	91,297	475
JOHNSON,MELISSA A	84,974	30
JOHNSON,MICHAEL	80,870	43
JOHNSON,MICHAEL G	82,240	3,245
JOHNSON,NORMAN BLAKE	88,900	300
JOHNSON,OLIVIA J	85,325	-
JOHNSON,SUSAN L	97,764	-
JOHNSON,TARA D	82,615	-
JOHNSON,WESLEY	112,895	-
JOHNSTON,ASHLEY	86,601	-
JOHNSTON,BRENT L	99,943	-
JOHNSTON,CARRIE M	90,700	-
JOHNSTON,DEBBIE M	84,073	1,071
JOHNSTON,DEVON	83,763	-
JOHNSTON,JENNIFER L	103,944	4,127
JOHNSTON,NICOLE	84,325	-
JOHNSTON,PATRICIA L	83,698	-
JOHNSTON,SARAH	108,087	1,609
JOHNSTON,WILLIAM	80,007	2,008
JOHNSTONE,AGNES P	76,574	4,680
JOHNSTONE,BRIANN	87,798	-
JOLICOEUR,KATRINA J	77,438	-
JOMAA,SHELLEY C	92,426	-
JONASSON,SHARON L	106,545	-
JONES,ALICIA V	93,927	-
JONES,ALISON M	91,982	1,250
JONES,AMANDA	102,649	-
JONES,ASHLEY D	158,040	580
JONES,BARBARA	113,238	-
JONES,BRYAN W	89,759	-
JONES,CHERYLANN	101,846	-
JONES,DARCI M	94,066	-
JONES,DIANE P	85,051	-
JONES,DIANNA M	88,024	1,312
JONES,JACQUILYN	83,435	580
JONES,JAЕ YON	121,743	8,020
JONES,JENNIFER A	309,208	-
JONES,JENNIFER LESLIE	120,782	718
JONES,JULIA S	78,274	1,856
JONES,KATHLEEN M	93,188	-
JONES,LAUREEN A	84,712	424
JONES,LINDSAY A	100,343	34
JONES,NATHAN E	93,761	3,321
JONES,NICOLE E	126,622	-
JONES,PATRICIA	82,571	-
JONES,ROBYNLEE	103,769	-
JONES,SHANNON L	85,645	-
JONES,STEPHANIE M	99,323	-
JONES,TRINITE M	81,631	2,935

Vancouver Island Health Authority

Schedule Showing Remuneration And Expenses Paid to or on behalf of Each Employee

For the Fiscal Year Ended March 31, 2023 (unaudited)

<b>Name</b>	<b>Remuneration</b>	<b>Expenses</b>
JONES,YVONNE F	122,879	592
JORDACHE,MIHAELA	104,531	-
JORDAN,BRETT	109,682	1,122
JORDAN,CASANDRA E	120,000	1,891
JORDAN,KELLY	80,810	-
JORDAN,LESLEY C	90,854	-
JORDISON,AARON D	120,816	-
JORGENSEN,ANN L	97,728	455
JORGENSEN,STEVEN	84,821	-
JOSE,TITTO	107,254	5,319
JOSEPH,TAMMY M	105,495	-
JOSLIN,GYA	78,365	103
JOSS,CARRIE F	76,903	-
JOSS,DIANNE L	106,769	-
JOSSY,JASMINE	83,370	3,485
JOUANTAPP,DONNA L	122,245	1,190
JOUBERT,CINDY C	94,380	4,821
JOUBERT,SUSARA A	77,543	-
JOYCE,KATHY D	181,799	-
JUAN,VRENALYN M	97,383	-
JUBB,PHILLIP M	125,390	2,806
JUCHLI,LINDABETH	185,349	-
JUDD,TAMARA M	138,753	5,166
JUDGE,SANDRA L	109,038	840
JULIUS,WILLA	75,565	-
JUMANGIT,IRVIN N	133,976	-
JUMNONGPON,LAPATRADA	160,958	-
JUNG,SAEGYUL	91,768	-
JUPP,JESSICA A	160,246	2,120
JUSAY,JAYSON V	99,939	1,772
JUSAY,LEAH S	81,420	-
JUSTICE,RENEE A	108,066	173
JUSZKO,MURRAY	100,128	-
KABERUKA,BAHILE R	112,693	-
KACHMAR,LISA L	84,043	9
KACZYNSKI,GARY	79,474	125
KADOWAKI,EMILY M	121,526	-
KAECHELE,NECIA D	96,025	1,185
KAERCHER,LINDSAY E	129,040	-
KAILA,MANDEEP K	86,915	-
KAJAL,KAJAL	83,337	-
KALA,RITA H	120,258	1,254
KALICH,JAKUB	92,640	-
KALIM,MANSOOR	101,350	-
KALYN,SUZANA M	98,485	261
KAMIYA,KAZUKI	156,816	102
KAMMA,GILLIAN R	107,117	-
KAMSTEEG,KENNETH J	97,240	1,111
KANAI,JENNIFER N	89,022	-

Vancouver Island Health Authority

Schedule Showing Remuneration And Expenses Paid to or on behalf of Each Employee

For the Fiscal Year Ended March 31, 2023 (unaudited)

<b>Name</b>	<b>Remuneration</b>	<b>Expenses</b>
KANDOLA,BALJINDER	95,751	3,565
KANE,JENNA L	93,483	-
KANG,HYUN JU	108,092	-
KANG,JASWINDER K	123,130	-
KANG,RAJWINDER K	119,979	7,894
KANGAS,TAMMY RENEE	94,786	1,331
KANTOR,SHELAGH A	104,712	-
KAPOOR,MANJU	126,248	-
KAPTEYN,JEFFREY	95,109	-
KAPUSNIAK,STEFAN V	78,453	1,700
KARANOVIC,DRAGOMIR	89,963	-
KARMELITA,MONIKA S	94,132	437
KAROD,SUKHVINDER K	89,313	-
KARSANJI,MEENA	114,856	6,166
KASANDA,JEANNINE M	89,535	-
KASHYAP,BEENA	103,759	550
KASON,BENJAMIN G	114,319	8,742
KASON,MELINA	113,551	1,895
KASPAR,KELLY C	77,919	990
KASPER,RUTH	112,627	-
KASTRUKOFF,KEELY A	81,661	1,143
KATES,IRINA	103,035	-
KATS,NANCY	85,961	-
KAUFFMAN,THERESA M	87,889	2,898
KAUFMANN,ELISHA L	77,244	-
KAUP,MYRNA	94,263	-
KAUR,AMANJOT	91,248	-
KAUR,KIRANDEEP	92,555	-
KAUR,NAVJOT	112,196	-
KAUR,RUBY M	89,772	-
KAUR,TARANJIT	91,543	-
KAUSHIK,SHRUTI	78,738	2,225
KAVOURIS,ELIZABETH	124,391	-
KAY,DANICA L	115,602	483
KAY,DOROTHY J	99,663	2,757
KAYITESI,VENANTIE	125,051	-
KAZEIL,SHAUNA C	123,254	5,370
KEALY,JENNIFER	86,622	742
KEANE,JAMES ANTHONY	141,249	-
KEARNS,SYDNEY R	94,774	1,711
KEATING,MEGAN	105,157	-
KEATS,KIM	115,695	4,495
KEATS,REBECCA	94,258	45
KEDDELL,BRANDI B	105,548	269
KEDDIE,CANDICE	173,653	8,688
KEENE,MEGHAN	78,303	276
KEEPING,TRACY L	96,059	-
KEILL,CORI L	84,699	-
KEIZER,ANDREA M	84,330	-

Vancouver Island Health Authority

Schedule Showing Remuneration And Expenses Paid to or on behalf of Each Employee

For the Fiscal Year Ended March 31, 2023 (unaudited)

<b>Name</b>	<b>Remuneration</b>	<b>Expenses</b>
KELERSTEIN,ANAT	78,611	-
KELERTAS,MARTYNAS	90,653	144
KELLAR,TANYA A	76,538	-
KELLER,BRANDI M	79,903	2,784
KELLY,CHRISTINA M	95,290	-
KELLY,CLETUS J	125,366	-
KELLY,COLLEEN A	90,461	-
KELLY,DANIEL J	82,124	1,037
KELLY,PETA	76,845	-
KELLY,ROSE N	99,822	-
KELLY,SOPHIE	82,220	-
KELLY,STEPHEN	83,641	-
KELM,ERIC C	84,667	-
KEMP,AMBER L	80,133	1,184
KEMPF,GUY W	102,357	31
KENDALL,JACQUELINE D	107,562	299
KENDRICK,TERESA A	107,612	-
KENNEDY,BRIANNA D	76,567	3,446
KENNEDY,HEATHER A	106,954	843
KENNEDY,KATHRYN ANN	98,701	-
KENNEDY,LISA M	99,713	1,235
KENNEDY,NICOLE	80,185	-
KENNEDY,SAMANTHA	108,869	-
KENNEDY,TARA E	104,722	-
KENNEDY,TYLER W	108,830	-
KENNEDYBURGOYNE,CATALINA H	86,318	5,785
KENNETT,ANITA M	76,695	-
KENNETT,HOLLY C	89,420	-
KENNEY,DANIELLE L	85,305	153
KENNING,ERIN A	112,424	322
KENNY,MICHAEL	84,159	456
KENT,JENNIFER E	130,917	870
KENYON,VIRGINIA	79,146	1,391
KEOGAN,JIIYA	99,715	-
KER,TYLER J	103,281	5,628
KERLUKE,MELANIE	78,428	-
KERNACHAN,CRYSTAL E	83,725	932
KERNACHAN,FRANCISE A	147,381	3,427
KERR,KELLY L	84,093	500
KERRONE,GAIL F	117,800	861
KERRONE,KIM	310,765	5,224
KERSHAW,AMANDA W	92,656	1,763
KERTZ,CHARLES A	82,563	-
KESERICH,LILLIE MICHELE	99,821	-
KESHAVARZMOTLAGHSHIRAZI,L	108,435	-
KESWICK,KRISTI R	107,106	-
KETCH,MARIAH	87,274	-
KETLER,MELISSA D	106,903	1,258
KETOLA,DANIELLE E	165,324	155

Vancouver Island Health Authority

Schedule Showing Remuneration And Expenses Paid to or on behalf of Each Employee

For the Fiscal Year Ended March 31, 2023 (unaudited)

<b>Name</b>	<b>Remuneration</b>	<b>Expenses</b>
KETTERER,TREVOR L	110,091	-
KETTNER,CYNTHIA A	87,450	28
KEW,JOSEE M	84,110	-
KHAIRA,MANPREET	164,348	2,984
KHAKH,HARJINDER	85,329	-
KHALILI,HEYDAR H	101,743	357
KHALSA,JASPAUL S	84,054	328
KHAN,AFSHEEN	105,825	-
KHARKHANG,SONAM D	86,334	343
KHELA,RAJWINDER K	99,828	-
KHETANI,MUNIRAH H	95,046	788
KHULLAR,NAMITA	87,345	-
KHULLAR,VAIBHAV	81,605	1,500
KIBBLE,ARLENE R	126,287	525
KIDD,JANEEN A	143,700	205
KIDD,MEAGHAN	84,291	-
KIDD,TRACY E	100,081	-
KIEFER,SERENA S	92,360	106
KIELLY,JENNIFER L	88,739	-
KIKKOHJIN,AKIRA	88,304	3,434
KILBACK,CHERYL	93,800	141
KILLORAN,RANDAL W	88,250	534
KIM,BYUNGHUN	83,656	-
KIM,HAЕ JIN	94,087	-
KIM,HANKAEUL	78,803	-
KIM,HYOJUNG	105,115	-
KIM,KYOUNGHEE	105,100	-
KIM,MIKYOUNG	96,801	-
KIM,MINSEOK	125,563	-
KIM,OHC	94,128	-
KIM,SUNGKI	77,904	7,335
KIM,YOUNGEUN	80,860	30
KIMBERLEY,KATHRYN	86,934	3,900
KIMLER,RACHEL G	100,959	239
KIMMIE,CHRISTOPHER A	96,330	1,033
KINAKIN,ELIZABETH M	112,466	-
KINCH,KATHERINE A	111,499	-
KINCH,MICHAEL D	111,830	-
KINFUITA,ASHA A	242,989	-
KING,JENNIFER E	82,493	-
KING,KAELA V	103,734	9,644
KING,LESLEY M	103,147	-
KING,MARK C	126,892	2,180
KING,NINA	124,869	-
KING,RACHEL E	95,871	659
KING,ROBERT J	82,310	820
KING,SHELLEY D	115,412	-
KING,SUZANNE	80,571	-
KING,TENNY R	78,238	665

Vancouver Island Health Authority

Schedule Showing Remuneration And Expenses Paid to or on behalf of Each Employee

For the Fiscal Year Ended March 31, 2023 (unaudited)

<b>Name</b>	<b>Remuneration</b>	<b>Expenses</b>
KINGDON,JOSEPH C	76,419	1,443
KINGSTON,DANIELLE	87,291	-
KINGSTONE,JANINE	90,456	606
KINNEAR,ELIZABETH R	95,778	-
KINRADE,ANGELINA	76,177	134
KINSMAN,NICOLE J	95,208	501
KIRALY,ASHLEE N	78,411	-
KIRBY,CODY G	84,592	4,093
KIRBY,JOHN E	118,786	-
KIRBY,KRISTINA P	76,833	272
KIRBY,MARTINA	115,818	1,496
KIRBY,MICHAEL R	95,509	-
KIRBY,SHANA L	92,200	-
KIRCHGATTER,STEPHAN	97,596	-
KIRK,ALEXANDRA	96,909	-
KIRK,DAVID W	124,708	757
KIRK,LORRAINE	133,092	1,400
KIRK,MADELEINE R	103,527	-
KIRK,MARGARET	110,976	-
KIRK,MEAGAN L	124,426	-
KIRK,REBEKAH T	88,387	1,579
KIRK,RICHARD D	96,104	-
KIRK,SHANNON	93,041	-
KIRKHOPE,LOUISE C	86,843	2,458
KIRKPATRICK,BEVERLEYANN M	75,814	1,346
KIRKWOOD,REBECCA C	121,938	158
KIRSTE,CARLEE R	91,352	-
KIRWAN,JANE D	80,180	-
KISHIKAWA,KAZUKO	97,026	-
KISTOTH,SARAH	143,346	2,842
KIT,KAREN ANNE	113,394	1,284
KITANI,NAO	110,354	-
KIVILOO,AUNDREA M	105,459	-
KIWILSZA,MIRIAM B	85,496	-
KJELLBOTN,KRISTINA A	104,130	-
KLASSEN,CINDY	83,213	270
KLATT,ERIN R	78,589	-
KLEAR,HALEY	111,465	-
KLEIN,CHELSEA C	103,386	1,211
KLEIN,TANYA D	80,388	-
KLEPSCH,AKZANA	85,990	168
KLIMENKO,ELENA	82,301	-
KLINT,DANA	104,472	929
KLIPPERT,LEAH L	82,041	-
KNICKLE,NICOLE V	99,330	25
KNIEVEL,CASSANDRA	84,598	-
KNIGHT,JENNIFER L	99,144	307
KNIGHT,KIM L	111,212	-
KNIGHT,LINDA M	80,100	189



Vancouver Island Health Authority

Schedule Showing Remuneration And Expenses Paid to or on behalf of Each Employee

For the Fiscal Year Ended March 31, 2023 (unaudited)

<b>Name</b>	<b>Remuneration</b>	<b>Expenses</b>
KNIGHT,PERZIA R	106,343	-
KNIGHT,SHANNON P	99,218	-
KNIGHT,TRINA L	127,000	3,349
KNOCK,NINA J	115,972	2,393
KNOWLES,CHRISTINE M	94,922	-
KNOWLES,NATALIE D	80,098	-
KNOX,CAROLYN	109,907	-
KNOX,KRISTI M	113,943	-
KNOX,MARY C	121,793	8,876
KNUDSEN,KAJ E	80,127	-
KNUDSON,DEIDRE L	116,592	3,238
KOBAYASHI,CHRISTINE D	83,992	-
KOBENTER,MONIQUE S	91,116	145
KOBROSSI,LEAH	90,752	1,883
KOEPPEN,CARLY	123,511	-
KOHLI,JESSICA R	90,318	-
KOKESCH,DONNA M	99,347	-
KOKKINIS,NICOLA J	89,234	62
KOLB,JAMIE	76,064	65
KOLGA,LINDA	120,917	2,693
KOLODINSKY,ANDRE G	115,228	-
KOLOPENUK,TINA	101,550	-
KOLSHUK,SARAH D	117,950	37
KOMANT,JODI S	79,485	278
KOMM,LEANNE E	120,490	8,452
KOMMINENI,VIJAY K	76,340	-
KONG,BARRY	96,506	-
KONGBANG,KANOKON	124,162	-
KONKIN,BRIANNA C	103,534	1,269
KONRAD,CATHERINE L	83,621	-
KOPPA,CHRISTINE A	123,123	35
KORHONENHENRY,KEISHA M	105,045	-
KOROPATNISKI,ALISON	122,589	2,700
KORT,BETHANY T	78,053	-
KOSHEY,STEFANIE M	102,836	-
KOSLOWSKI,MARK R	83,387	4,299
KOT,NADINE A	86,563	-
KOTAK,MEGHNA N	105,617	230
KOTRBA,ELIZABETH M	91,465	127
KOURY,NORA J	79,956	-
KOUSAIE,VALERIE A	85,138	36
KOUSHA,MOJGAN	185,018	-
KOVAC,IVANA	105,797	-
KOVACS,DARREN E	151,239	-
KOWALCHUK,MICAH L	102,966	-
KOWALENKO,KAILEE	77,934	568
KOWALENKO,SARAH L	81,847	1,847
KOWALEWSKY,ALYSON B	87,084	-
KOWATSKI,AMANDA N	122,416	-

Vancouver Island Health Authority

Schedule Showing Remuneration And Expenses Paid to or on behalf of Each Employee

For the Fiscal Year Ended March 31, 2023 (unaudited)

<b>Name</b>	<b>Remuneration</b>	<b>Expenses</b>
KOZAK,MAIA J	123,512	-
KOZAN,JACLYN	97,931	-
KOZICKI,ERIN T	86,395	-
KOZINKA,GILLIAN E	164,476	6,907
KRAELING,KIMBERLEY J	95,793	270
KRAMERTOTH,MEAGAN A	103,796	600
KRAMPAC,ROSA A	127,407	-
KRANJC,JILLIAN S	101,512	-
KRAUS,MONICA P	105,040	-
KRAUSHAR,RITA J	78,923	-
KRENZ,JANET L	75,133	537
KRESTINSKI,JEANNA M	87,988	969
KREUTZ,SAMIRA	106,345	-
KRIBERG,VANESSA E	81,075	1,393
KRIEGERFOX,MELISSA	92,792	6,928
KRIESE,CLAUDIA R	98,368	-
KRISTOFF,JONATHAN	76,579	-
KRITZER,SANDRA T	93,680	2,483
KRIZAN,ANGELA M	115,400	2,365
KROEGER,ERICA N	86,093	-
KROEGER,MICHAEL	75,746	-
KROEKER,KELSEY B	75,056	-
KROES,MARGARET A	99,423	889
KROPP,TAMARA L	112,248	-
KROTTNER,HANNAH E	89,221	28
KROWEC,PAMELA J	86,965	-
KRUCIK,KAREN A	75,504	-
KRUGER,NADINE A	91,633	125
KRUPA,KAITLIN	111,139	-
KUBACKI,SZYMON M	134,728	70
KUBEL,ADAM A	92,649	1,222
KUC,TANYA	129,294	15
KUCHER,MARKUS	97,200	538
KUCHERAN,ARTHUR S	94,473	1,980
KUCHERKA,NATASHA G	111,223	-
KUCHYNSKI,MICHELLE L	77,031	-
KUECHLER,LISA	87,553	550
KUGLER,ARMI L	132,779	-
KUHN,DEBRA A	78,378	-
KUHN,JULIA L	110,815	635
KUHN,KAREN K	76,661	-
KUHNKE,DAWN C	86,866	315
KUIPERS,KEVIN	82,213	-
KULESH,STEVEN G	81,932	11,289
KULPAS,ECHO G	116,775	4,688
KUMAR,NAVINA M	95,804	-
KUPIAK,JANINE L	110,049	1,851
KUPNICKI,BARTOSZ	93,789	11
KUPNICKI,DEANNA L	81,659	100

Vancouver Island Health Authority

Schedule Showing Remuneration And Expenses Paid to or on behalf of Each Employee

For the Fiscal Year Ended March 31, 2023 (unaudited)

<b>Name</b>	<b>Remuneration</b>	<b>Expenses</b>
KURUCZ,SUSAN M	135,068	246
KURYLO,NELLANNA J	113,024	1,525
KURZENKOU,ALEXEI	126,106	378
KUTAJ,OLEKSANDRA	140,624	-
KUTTAPPANSAROJAM,SANDHIYA	124,361	1,765
KUZMINSKI,LESLIE C	92,331	-
KVAKIC,KRISTEN	112,267	816
KWASNITZA,JESSICA L	87,012	17
KWASNY,RICHARD W	93,445	-
KWON,MINJUNG	96,439	143
KWONG,SHANE	91,997	2,247
KYDD,JEFFREY W	95,370	-
KYLE,AKASHA A	99,175	951
KYLE,EMMA R	90,069	851
KYNOCH,AINI S	118,144	-
LAAN,SONYA	106,374	1,811
LABAS,CORINNE	87,389	164
LABATT,KEVIN J	76,667	1,287
LABELLE,SAPHIRE	93,520	-
LABRECQUE,DALYN P	124,418	-
LABRECQUE,MARIO A	91,861	157
LACASANDILE,TWINKLE	88,288	-
LACERTE,JONATHAN R	118,720	-
LACHANCE,KYRA L	79,387	1,614
LACHMAN,NICOLE L	97,442	1,976
LACOMBE,LINDSEY	83,206	-
LACROIX,TRINA M	80,703	-
LAFAUCI,PAULINE L	129,956	-
LAFERRIERE,JENNIFER L	104,198	1,587
LAFFERMA,ANINA	88,243	-
LAFLEUR,JENNIFER C	107,313	-
LAFLEURBARTLETT,MONIQUE C	89,888	1,217
LAFONTAINE,AARON R	178,560	1,137
LAFONTAINE,MICHAEL A	90,786	-
LAGAN,LINDA M	99,873	-
LAGASCA,TELMA M	100,023	-
LAGMAY,MARISSA T	114,859	-
LAGOS,KENDRA E	87,750	-
LAGOS,TYLER A	86,615	44
LAGPAO,OMAR C	129,404	-
LAGUNDINO,ROMEO M	84,059	-
LAHAISE,ATSE DUSTIN G	218,352	349
LAI,ELIZABETH	84,632	402
LAI,SAELLEY P	94,368	-
LAIDLAW,ERIC B	77,662	-
LAING,ANN M	109,247	126
LAIRD,ERYN M	93,559	-
LAIRD,TYLER W	160,561	3,286
LAKIN,HELEN E	102,477	-

Vancouver Island Health Authority

Schedule Showing Remuneration And Expenses Paid to or on behalf of Each Employee

For the Fiscal Year Ended March 31, 2023 (unaudited)

<b>Name</b>	<b>Remuneration</b>	<b>Expenses</b>
LAKSHMANAN,ADITI A	115,559	9,160
LAKTIN,RICHARD S	111,263	335
LALANCETTE,CHRISTINA M	105,954	-
LALANI,JESSICA R	121,731	295
LALONDE,TWYLA P	82,645	-
LAM,JOYCE	113,135	-
LAM,KWAI C	89,665	-
LAM,MIMI	79,837	-
LAM,STEPHANIE A	88,267	513
LAM,WINNIE	152,965	943
LAMB,ANDREW P	87,439	-
LAMBERT,ANNE E	96,503	-
LAMBERT,NATALIE R	77,657	1,833
LAMBIE,ASHLEY J	139,174	-
LAMBOHS,KIRSTEN S	130,979	-
LAMBOURNE,JACLYN	77,097	-
LAMBRECHT,LONI K	91,859	-
LAMINSKI,MICHELE C	86,781	-
LAMONT,BRITTANY	88,103	-
LAMONT,LOREEN L	82,007	-
LAMONT,MONTANA	86,210	-
LAMONT,STEFANIE RAE	79,233	7,500
LAMORENA,MARIEGRACE	118,599	-
LAMOUREUX,CELESTE M	77,192	-
LAMOUREUX,ROGER J	77,181	1,516
LAMPARD,TYLER L	88,508	186
LANDRA,KARIN L	79,494	-
LANDRITO,FRUSELL	84,085	48
LANDRY,JORDAN F	80,440	-
LANDRY,MARIE J	99,380	607
LANDRY,NICOLE M	97,876	1,155
LANDRY,SARAH	124,736	-
LANE,DALE L	82,975	-
LANE,JESSIE	82,991	233
LANG,CHRISTINA	96,416	-
LANG,JULIA C	77,411	211
LANGBAO,MAISIE FAITH B	85,162	-
LANGDON,DIA K	89,060	-
LANGE,DAMIAN O	171,199	4,828
LANGE,MARINA A	97,120	81
LANGER,CHRISTOPHER J	91,654	395
LANGER,JENNIFER M	109,760	24
LANGFORD,JASON P	108,343	-
LANGILLE,LAURA	92,114	11,013
LANGLOIS,ANDREW M	192,409	-
LANGPAWEN,FLORA C	118,926	-
LANGTRY,JAMES M	93,720	-
LANIGAN,CHRISTINA M	111,610	-
LANINE,NIKOLAI A	78,027	23

Vancouver Island Health Authority

Schedule Showing Remuneration And Expenses Paid to or on behalf of Each Employee

For the Fiscal Year Ended March 31, 2023 (unaudited)

<b>Name</b>	<b>Remuneration</b>	<b>Expenses</b>
LANSDOWNE,HILARY A	76,807	42
LANYON,JORDAN	94,830	-
LAPAIRE,ANDREA	98,851	-
LAPAIRE,MARTIN W	105,459	-
LAPHAM,DOUGLAS	106,740	-
LAPIN,SCOTT	92,934	-
LAPOINTE,JANIK Y	91,481	-
LAPRAIRIE,LEANNE M	78,162	-
LARADE,MATTHEW L	80,502	3,665
LARCOMBE,CHERYL E	97,751	-
LARGE,GREGORY R	108,036	-
LARGE,NIGEL W	80,036	-
LARGOZA,JASMIN	78,793	-
LAROCHE,PAUL MATTHEW	98,394	-
LAROCQUE,IVY L	92,022	-
LAROSE,CHANTELLE	132,366	867
LAROSE,JENNIFER L	118,604	-
LAROSE,JOHN J	104,728	-
LAROSE,VALERIE E	96,553	-
LARSEN,ALANNA	82,383	1,520
LARSEN,ALENA M	106,050	-
LARSEN,DEBORAH M	84,870	-
LARSEN,JOANN	104,289	-
LARSONCLEARY,KAREN E	77,791	-
LASCANO,RONILO	88,394	-
LASKEY,DIANE P	112,257	232
LASSAK,NATALIA	81,279	2,750
LASSEMBA,ERRYN A	103,067	-
LATELL,KARLI E	80,754	-
LATHAM,TANYS B	90,927	356
LATOUF,TRISHA D	84,237	-
LATUPAN,ROCHHE D	91,175	-
LAU,HOIYAN	80,446	-
LAUDER,LORRAINE	92,827	-
LAUGHLAND,ELYSE M	87,478	2,907
LAUGHREN,LUCIL P	144,452	-
LAURENCIANO,JOCELYN	102,790	-
Laurin,HENNY	115,677	1,492
Laurinkrause,Tiyena J	75,405	-
LAUSMAN,BENJAMIN	96,836	2,357
LAUZE,MAEGAN R	133,591	-
LAUZON,ASHLEYMARIE	77,583	-
LAVENDER,KIMBERLY ANNE	89,721	-
LAVERTY,TERRIE K	134,675	-
LAVERY,TRACEY A	140,251	-
LAVOIE,ALLEN L	91,230	708
LAVOIE,LINE	88,253	28
LAVRENYUK,OLGA	89,636	-
LAW,CHRISTOPHER A	89,068	368

Vancouver Island Health Authority

Schedule Showing Remuneration And Expenses Paid to or on behalf of Each Employee

For the Fiscal Year Ended March 31, 2023 (unaudited)

<b>Name</b>	<b>Remuneration</b>	<b>Expenses</b>
LAW,JESSICA C	79,143	-
LAW,MEGAN C	100,145	-
LAW,MELISSA P	92,344	-
LAW,MICHELLE	108,194	-
LAWLEY,CHAD R	82,420	-
LAWRENCE,GLORIA M	87,770	1,010
LAWRENCE,PHIL	158,429	214
LAWRENZ,CHRISTINE	85,074	744
LAWRIE,DAWN M	102,290	-
LAWSON,CHRISTAL A	78,200	1,106
LAWSON,SARAH E	87,509	182
LAY,STEPHANIE A	75,556	-
LAYRIT,RAQUEL B	95,562	-
LAYZELL,JESSICA	94,214	-
LAZAR,SOLOMON	83,809	335
LAZAR,STEPHANIE A	90,990	-
LAZARUK,TINA	82,097	375
LAZZAR,SARAHANNA D	104,548	-
LE,DUC JAMES	87,617	249
LE,JOHN	105,828	-
LE,ROBIN T	88,654	-
LEA,MADISON F	119,962	1,014
LEACH,BARBARA	140,832	957
LEACH,CHRISTINE A	104,708	-
LEACH,DENISE M	75,102	-
LEACHMAN,BRENDA L	89,034	283
LEADBETTER,DAVID J	176,849	95
LEADBETTER,SHEILA M	188,022	3,157
LEAH,CATHERINE E	113,418	-
LEAHY,COLLEEN M	77,271	-
LEAHY,KATHERINE A	88,267	354
LEAHY,MEGHAN	109,168	-
LEAKEY,JESSALYN M	121,495	-
LEAMAN,ALISON E	93,680	72
LEAMON,ANTHONY W	100,632	1,267
LEANNE,SHELLEY J	88,584	599
LEASK,VANESSA N	79,061	437
LEATHAM,SHAWN A	110,838	-
LEAVITT,STEPHEN	86,587	-
LEBBETTER,SHAUGHNESSY	103,524	-
LEBLANC,KATHRYN	80,769	1,167
LECLAIR,KAYLA	87,998	-
LECOUR,CANDI	77,472	-
LEDDY,AMANDA D	79,178	225
LEDEVEHAT,KRISTY N	85,229	2,814
LEDGER,KRISTINA L	131,615	-
LEDORZE,MONALIZA	105,239	-
LEE,ANDREA W	120,438	516
LEE,ARTHUR	90,407	67

Vancouver Island Health Authority

Schedule Showing Remuneration And Expenses Paid to or on behalf of Each Employee

For the Fiscal Year Ended March 31, 2023 (unaudited)

<b>Name</b>	<b>Remuneration</b>	<b>Expenses</b>
LEE,BRIAN K	161,507	5,855
LEE,CHRISTINA LOUISE	77,193	1,544
LEE,CLARE S	88,981	-
LEE,DONGHYUN	90,881	-
LEE,EUNMI	125,213	145
LEE,INHEE A	108,940	25
LEE,JIN H	239,537	25
LEE,JIYEUN	166,397	-
LEE,LESLEY J	93,285	256
LEE,ORIE E	117,266	116
LEE,SAMANTHA D	78,498	-
LEE,SEUL	85,572	-
LEE,TERRA M	102,914	7,834
LEE,TRUDI M	90,462	-
LEECH,CHRISTINE R	99,620	-
LEEDAM,KIMBERLY D	85,576	-
LEESON,JIM	95,694	1,112
LEFAIVE,GERILYN M	96,644	-
LEGER,STACY D	99,830	-
LEGERE,LYDIA	96,159	1,486
LEGGOTT,ALEXANDRA	110,739	-
LEGOOD,ANGELA M	112,357	10,565
LEGUERRIER,BRONWEN	102,102	1,937
LEHMANN,STACY L	86,597	-
LEHMANN,WANDA J	106,652	-
LEHRMANN,CASSANDRA S	86,379	730
LEI,JINGJIANG JAMES	95,850	-
LEIGH,GENOVEVA M	88,612	-
LEIK,DANA L	138,033	7,442
LEIPPI,LISA L	78,977	-
LEITEAMARALFERRO,BRUNA D	113,141	-
LEMCKERT,CLAIRE E	101,989	1,114
LEMESURIER,TOM A	107,351	3,516
LEMIRE,BARBARA	96,772	376
LEMIRE,JACOB C	88,404	-
LEMMEN,BRYAN J	88,316	-
LEMMON,ANDY A	107,022	456
LEMON,AMANDA M	119,148	635
LENCAR,CORNEL	99,084	1,267
LENEHAN,KAREN J	82,364	514
LENGYEL,KORAL	101,241	5,225
LENIHAN,MEGAN M	96,877	-
LENNER,MYLES W	105,305	1,610
LENNON,CHRISTINE M	105,207	-
LENNOX,PHILIP J	90,349	-
LENNOX,QUINTIN J	80,528	-
LENSING,LEONIE C	101,295	-
LENTZ,JODI A	91,904	142
LEON,EDNA PATRICIA	117,886	-

Vancouver Island Health Authority

Schedule Showing Remuneration And Expenses Paid to or on behalf of Each Employee

For the Fiscal Year Ended March 31, 2023 (unaudited)

<b>Name</b>	<b>Remuneration</b>	<b>Expenses</b>
LEONARD,BENEDICT P	81,707	3,532
LEPAGE,CERI L	122,735	1,021
LEPATOUREL,JANET A	94,440	-
LEPPAN,BRETT L	80,089	3,740
LERHE,JEANNE M	88,336	-
LERIO,MINDA N	116,478	-
LERNER,MARK	140,386	-
LERONOWICH,TONIA L	93,601	11,944
LEROY,MARK J	121,275	-
LEROY,RONALD JOHN	113,767	1,422
LESAUVAGE,REBECCA L	92,110	588
LESLIE,CHRISTOPHER	85,209	-
LESSARD,MEGAN	100,615	533
LESTARI,LESTARI	79,223	-
LESTER,CHRISTA LYNN	120,140	-
LESTER,JENNIFER J	104,692	-
LESTER,JOEL R	81,840	1,935
LETONDRE,BETTY	93,943	-
LETOURNEAU,KAREN M	82,573	217
LETOURNEAU,TESS M	79,015	-
LEUNG,LISA	88,577	177
LEVASSEUR,RUBIE T	79,292	-
LEVESQUE,CINDY N	79,257	-
LEVESQUE,JOAN	106,299	214
LEVITT,KYJA	82,695	-
LEVSON,SARAH E	89,351	-
LEWENI,KARA D	87,088	600
LEWIS,ANDREA G	94,737	625
LEWIS,ANDREA L	88,276	-
LEWIS,ANDREA N	90,848	-
LEWIS,ARLEY R	101,265	5,013
LEWIS,ASHLEIGH L	89,375	-
LEWIS,CHERYLE C	89,417	530
LEWIS,DANA	94,892	394
LEWIS,DAVID A	176,407	967
LEWIS,FRANCINE	110,385	2,871
LEWIS,JORDAN M	97,078	-
LEWIS,KERSTIN	107,121	846
LEWIS,RENEE C	91,785	-
LEWIS,RICHARD L	76,595	802
LEWIS,SANDRA J	87,457	318
LEWISBELLE,KAIJA	76,466	-
LEWKOWICH,DARA STACEY	83,536	2,081
LEYLAND,ANDREA K	112,957	-
LEYNE,ANDREW B	92,292	86
LEYNES,PAMELA B	100,102	-
LHEUREUX,LYNE G	106,056	-
LI,CATHY	96,305	50
LI,CHERRYL	88,188	1,488



Vancouver Island Health Authority

Schedule Showing Remuneration And Expenses Paid to or on behalf of Each Employee

For the Fiscal Year Ended March 31, 2023 (unaudited)

<b>Name</b>	<b>Remuneration</b>	<b>Expenses</b>
LI, CONG	89,706	3,123
LI, JING	94,430	-
LI, MENG YANG	75,596	-
LI, WEI	92,707	600
LI, YUPING	109,219	-
LI, ZHIRUI	86,895	25
LIAO, ROCKY	122,044	-
LIBERCAN, GERALD W	113,680	-
LIBERCHUK, IRENA	79,024	-
LIBSON, JOHNATHAN T	89,816	-
LICAYAN, EVANGELINE E	164,468	20,850
LICUP, MARIANO M	105,221	168
LIDSTONE, DANIEL B	81,453	-
LIEM, FAYE S	79,439	570
LIEVRE, TRACY A	115,273	-
LIGHT, THERESA A	114,453	4,465
LIGHT, ZOE	100,703	62
LIGON, ALMA L	134,552	-
LIGUE, NEIL P	107,767	-
LILLARD, STACIE A	116,534	-
LILLY, GWEN M	97,639	355
LILLYWHITE, JANICE M	99,841	1,922
LIM, AMY NICOLE	76,789	178
LIM, CHEONG NYEO	83,125	-
LIMBAGA, IMELDA O	97,672	-
LIMBER, SHAWN D	106,171	2,643
LIMPO, RACHEL	159,872	5,368
LIN, SHANE C	106,159	-
LIN, XIAOJU	101,628	75
LINDBECK, JENNIFER S	105,180	786
LINDEMANN, DANIELLE C	90,420	-
LINDEN, PATTI M	120,363	-
LINDENAU, MARK P	104,799	-
LINDIA, ANNA	101,362	-
LINDIA, GIUSEPPE	106,784	1,963
LINDSAY, IAN D	105,305	-
LINDSAY, MAUREEN E	114,108	-
LINDSAY, RHIANNA E	93,776	310
LINDSAY, STEVEN F	78,231	-
LINDSAY, TENILLE M	102,854	8,436
LINDSKOG, KELLY W	103,541	-
LINEHAM, NATASHA T	126,067	895
LINELL, NICOLA	113,613	-
LINSTEAD, CHRISTOPHER A	120,659	-
LINSTEAD, JAMIE J	148,816	399
LINTERMAN, KAREN L	97,535	529
LINTON, DANIELLE M	135,247	4,178
LIS, BRIANNAROBIN A	82,376	1,003
LISTER, KIMBERLY M	80,831	-

Vancouver Island Health Authority

Schedule Showing Remuneration And Expenses Paid to or on behalf of Each Employee

For the Fiscal Year Ended March 31, 2023 (unaudited)

<b>Name</b>	<b>Remuneration</b>	<b>Expenses</b>
LITCHFIELD,JOANI D	88,749	1,295
LITTLE,AILEEN E	83,558	-
LITTLE,ASHIA Z	109,599	1,743
LITTLE,DAVID J	108,785	3,243
LIU,BARRY	82,010	-
LIU,JANE Y	94,441	-
LIU,JIE	113,416	-
LIU,RUI R	76,788	3,838
LIU,YUAN Y	181,247	-
LIU,YUEHAN	85,345	4,778
LIVINGSTONE,DIANA L	108,251	2,272
LIWISKI,LORRAINE	100,561	68
LJUNGH,MORGAN B	77,134	19
LLAMAS,JEDDAH	89,636	493
LLOYD,HALEIGH	93,243	-
LLOYD,KIM E	81,344	-
LLOYD,STACI A	98,367	45
LOADMAN,PAM M	107,588	-
LOBB,KATIERAE	75,569	1,060
LOBIANCO,JENNIFER J	79,627	-
LOCKE,TRACY S	119,079	1,657
LOCKHART,CHRISTINE H	81,414	-
LOCKHART,KERI	92,443	14
LOCKHART,SERENA	118,302	790
LOCKHART,STEWART H	79,343	1,348
LOCKYER,GRETA H	110,960	-
LODGE,CYNTHIA M	93,761	1,202
LOEW,CORDULA E	108,668	5
LOEWEN,DAVID S	97,440	-
LOEWEN,RAMONA J	82,838	-
LOEWEN,ROBERT S	85,309	-
LOFTS,ELIZABETH G	132,252	2,223
LOGAN,ASHLEY J	78,524	-
LOGAN,CHERYL R	129,991	712
LOGAN,GORDIE	107,266	3,536
LOGAN,MELANY D	100,746	-
LOKHORST,JONATHAN	85,411	854
LOKKE,WARREN O	79,019	1,167
LONDON,MARISA J	93,171	-
LONG,JENNIFER R	128,852	-
LONGLAND,MEGAN K	85,749	120
LONSDALE,CAROL ANN	191,150	-
LONTAYAO,JAYDEN D	84,373	18
LOPEZ,CELESTE I	82,910	-
LOPEZ,ESPERANZA	80,018	-
LOPEZ,MONA L	78,157	-
LORD,MALCOLM	103,565	-
LORD,MICHAEL A	151,770	-
LORENZ,ANGELA J	106,872	-

Vancouver Island Health Authority

Schedule Showing Remuneration And Expenses Paid to or on behalf of Each Employee

For the Fiscal Year Ended March 31, 2023 (unaudited)

<b>Name</b>	<b>Remuneration</b>	<b>Expenses</b>
LORETIZO,JOMAR D	81,987	-
LORETTE,KAREN	105,455	-
LORHAN,SHAUN C	132,131	765
LORSA,JOHN A	87,769	318
LOTECKI,CHELSEA I	91,497	-
LOTT,BERNICE G	85,620	6,650
LOTT,CHELSEA L	95,081	-
LOUCKS,CINDYLYNN A	149,233	-
LOUCKS,JENNIFER L	90,060	-
LOUCKS,KIMBERLY A	93,803	676
LOUDOUN,GENAI E	106,188	82
LOUGHEED,HEATHER	76,452	678
LOUIE,ALEXANDER WILSON	115,437	234
LOUIE,JUDY	107,027	-
LOUIE,VINCENT	88,696	-
LOUIS,KARIN L	91,006	50
LOUKES,KERRY P	223,933	113
LOVATT,LESLIE J	81,867	390
LOVE,AIDAN	92,939	1,216
LOVEJOY,KATHERINE M	97,030	-
LOVELESS,JUSTIN J	92,968	118
LOVELESS,TRELLIA N	92,115	275
LOVESAR,TERIN A	87,058	6,481
LOVICK,KATY	80,414	826
LOW,SHANNON D	98,568	199
LOWDEN,CHRISTOPHER T	108,022	-
LOWE,DEANNA M	75,968	3,925
LOWE,JANE M	110,500	-
LOWE,JENNIFER L	96,035	-
LOWE,MAXINE D	101,922	-
LOWE,MICHAEL	152,046	6,422
LOWE,MICHAEL I	98,236	-
LOWE,PHYLLIS	85,870	-
LOWERY,HEATHER E	82,931	991
LOWERY,SHELLEY C	108,229	816
LOWOOD,DESTINY K	104,791	-
LOWRY,NANCY J	90,561	995
LOYST,CINDY M	75,714	-
LOZANO,KELVIN	114,680	-
LOZIER,ROXANE	86,073	178
LOZOWAY,JENNIFER E	95,979	17
LOZZA,CINDY L	80,004	659
LU,CHUNGSHIN M	92,768	36
LUBLINKHOF,CASEY J	95,651	35
LUBNA,SAMIA S	91,614	443
LUBURIC,LYNDA J	81,168	-
LUCAS,CATHERINE M	107,409	3,663
LUCAS,DANICA M	110,314	-
LUCAS,LAURA M	89,409	-

Vancouver Island Health Authority

Schedule Showing Remuneration And Expenses Paid to or on behalf of Each Employee

For the Fiscal Year Ended March 31, 2023 (unaudited)

<b>Name</b>	<b>Remuneration</b>	<b>Expenses</b>
LUCHSINGER,ERIK D	84,750	-
LUCIUK,BRADLEY M	116,052	-
LUCKEY,VALERIE J	81,052	52
LUCKO,JILL T	78,002	6,248
LUDWAR,KYLE A	159,193	-
LUEBKE,JEREMY T	77,819	-
LUEDERS,NATALIE	111,917	-
LUK,LILLY	107,786	-
LUM,JOANNE	97,696	738
LUM,RONALD G	129,825	-
LUMLEY,CHRISTINA F	123,259	4,820
LUMLEY,JOSHUA L	94,529	370
LUMSDEN,ALLAN	86,351	2,026
LUNASCO,LOUIE G	77,309	7,536
LUND,MARIE C	85,501	3,060
LUNDSTROM,SARAH N	88,233	-
LUNNY,ALEXANDRA	81,864	283
LUST,ALYSHA	122,103	6,876
LUTES,ALISON J	103,580	-
LUTHER,DOUGLAS B	84,138	-
LUTTRELL,GETHSEMANE	145,590	7,374
LUTWICK,COURTNEY J	87,232	-
LUU,EVANGELINE	91,579	1,266
LUZADAS,JILL F	84,606	-
LUZON,CHRISMARINICHOLO	80,687	-
LUZZI,DANIELLE M	77,796	-
LYLE,CHRISTINE M	109,260	2,506
LYLE,LAURA J	76,300	-
LYLEMATTSON,ELIZABETH A	105,018	-
LYNCH,EMMA J	75,501	600
LYNN,DEVIN W	121,004	-
LYNN,KAREN E	147,904	-
LYON,TARA A	77,616	-
LYONSDIETZ,KARA L	103,066	133
LYSTER,LEESA B	121,999	523
LYSTER,ROSANNE M	85,428	3,312
MA,CANICE	90,730	107
MA,CARMEN	145,030	2,722
MABBOTT,SARAH A	108,608	2,282
MABEY,JOSHUA	121,859	276
MABON,DONALD S	83,104	42
MAC,KAREN S	75,979	5
MACARTHUR,CALEIGH P	93,055	5,088
MACARTHUR,JOAN E	110,263	979
MACASAQUIT,DITAS D	115,482	-
MACASKILL,DONALD J	91,565	205
MACASKILL,KIRSTINE E	96,795	425
MACAULAY,ALEXANDRA K	75,840	-
MACCALLUM,TARA L	81,517	-

Vancouver Island Health Authority

Schedule Showing Remuneration And Expenses Paid to or on behalf of Each Employee

For the Fiscal Year Ended March 31, 2023 (unaudited)

<b>Name</b>	<b>Remuneration</b>	<b>Expenses</b>
MACDONALD,ANDREA S	81,976	30
MACDONALD,ANNA	106,530	1,749
MACDONALD,BRENNAN	112,980	1,929
MACDONALD,CHAMRAY K	97,305	9,075
MACDONALD,CHRISTOPHER M	90,120	-
MACDONALD,DONALD M	79,680	-
MACDONALD,ELAINE L	91,951	238
MACDONALD,EMILY M	112,590	1,139
MACDONALD,ERIN A	85,223	-
MACDONALD,JILL	83,556	-
MACDONALD,KELSEY	99,198	-
MACDONALD,LARISSA D	106,389	-
MACDONALD,LAUREN J	108,895	-
MACDONALD,LEAH M	221,644	3,864
MACDONALD,LEEANN K	128,891	-
MACDONALD,LINDSAY	97,793	-
MACDONALD,MARY M	87,595	831
MACDONALD,TERRY A	89,591	-
MACDONALD,VAL J	82,847	1,520
MACDONALD,VALERIE A	78,276	-
MACDONALD,WILSON	78,334	75
MACDONELL,JENNIFER L	107,112	2,556
MACDOUGALL,PAMELA J	125,405	2,734
MACDOWELL,SAMANTHA N	114,220	-
MACE,LORNA C	87,934	1,674
MACEACHERN,HEATHER D	79,429	-
MACFADGEN,KELSEY	84,381	-
MACFARLANE,CARA	101,839	7,725
MACH,PHILIP	98,996	280
MACH,ZAKRIYA	127,641	-
MACINTOSH,ANALISA	81,916	2,373
MACINTOSH,GORDON H	108,346	-
MACISAAC,JACQUELINE S	99,562	738
MACISAACBILLARD,JUDY	110,014	-
MACKAY,CARYN N	127,167	281
MACKAY,DIANE L	134,218	-
MACKAY,HALLEY	93,605	649
MACKAY,JENNIFER L	95,116	2,129
MACKAY,LORI E	103,967	-
MACKAY,SHEENA A	111,046	4,070
MACKENZIE,CRAIG A	171,158	-
MACKENZIE,ELISABETH B	79,233	2,496
MACKENZIE,HANNAH	80,631	-
MACKENZIE,HEATHER A	126,035	11,219
MACKENZIE,JENNIFER E	101,326	2,024
MACKENZIE,MALCOLM	93,009	9,584
MACKENZIE,MARJA	89,981	-
MACKENZIE,MIRANDA L	75,323	1,594
MACKENZIE,MORAGH	85,097	1,728

Vancouver Island Health Authority

Schedule Showing Remuneration And Expenses Paid to or on behalf of Each Employee

For the Fiscal Year Ended March 31, 2023 (unaudited)

<b>Name</b>	<b>Remuneration</b>	<b>Expenses</b>
MACKENZIE,SHEA	110,438	-
MACKEW,SUZANNE	108,655	-
MACKINNON,CHARLENE	96,643	2,356
MACKINNON,FRASER	94,817	-
MACKINNON,JACQUELINE T	113,264	949
MACKINNON,JOAN E	108,993	1,583
MACKINNON,LAURA BETH	105,413	450
MACLACHLAN,IAN K	103,429	105
MACLAGGAN,ALISON	124,155	399
MACLAGGAN,TEDFORD P	117,530	3,459
MACLAREN,JOANNE C	149,288	3,105
MACLEAN,ALEXANDRA C	84,963	-
MACLEAN,ALLISON D	98,010	43
MACLELLAN,CHERAL L	79,457	-
MACLENNAN,DANIEL F	92,743	-
MACLENNAN,KAITLYN	88,590	-
MACLENNAN,MARY R	78,007	945
MACLEOD,CHARITY Y	113,393	-
MACLEOD,CHRISTINA L	80,148	-
MACLEOD,ELIZABETH E	99,340	47
MACLEOD,JASON M	144,243	-
MACLEOD,SABRINA S	98,021	-
MACLEOD,TARYN L	83,480	-
MACLUCAS,LADAN	103,110	25
MACLULICH,LUCINDA S	76,941	419
MACMASTER,TASHA L	87,422	-
MACMILLAN,COLIN	79,901	580
MACMURRAY,LHEA	90,594	-
MACNAMEE,RACHEL H	100,720	-
MACNEIL,ANNA E	103,503	33
MACNEIL,BREANNE K	103,475	1,029
MACNEIL,KATHRYN E	369,169	15,427
MACPHAIL,AIMEE J	75,215	5,471
MACPHAIL,TAYLOR M	102,432	-
MACPHERSON,FRASER	86,701	-
MACRI,ALLISON M	88,533	3,014
MACTAGGART,MOIRA	123,531	-
MADALENA,KAYLA	90,295	10,660
MADDEN,KARYN MARGARET	96,560	-
MAEDEL,ROBIN D	80,042	131
MAGA,KATRINA I	95,787	-
MAGA,SCOTT K	75,205	6,636
MAGBANUA,MARIFE L	118,332	-
MAGDANZ,GINA M	78,701	646
MAGEE,ELIZABETH	98,279	-
MAGEE,ROBERT J	75,717	853
MAGEL,KRISTEN T	78,684	785
MAGHANOY,ERNA C	79,710	45
MAH,CHRISTIE A	90,785	171

Vancouver Island Health Authority

Schedule Showing Remuneration And Expenses Paid to or on behalf of Each Employee

For the Fiscal Year Ended March 31, 2023 (unaudited)

<b>Name</b>	<b>Remuneration</b>	<b>Expenses</b>
MAH,ELAINE	81,283	-
MAH,HENRY	148,206	4,240
MAH,LESLIE M	90,796	2,100
MAH,SHANNON M	75,616	-
MAHMOUDI,FOROUTAN	75,453	-
MAIER,PATRIZIA B	111,282	-
MAILLE,DIANE L	102,115	8
MAILLET,JOANNE E	118,989	-
MAILMAN,JONATHAN	112,721	299
MAIN,LINDSEY E	132,721	-
MAINPRIZE,ELIZABETH M	131,431	-
MAINS,VALERIE G	77,091	397
MAIR,DAMON J	78,295	7,379
MAIS,KELSEY N	77,604	994
MAIS,MARJORIE A	109,073	-
MAJOR,ANNE E	113,636	1,328
MAJOR,CAROLYNN E	120,750	-
MAJORE,MELANIE	114,270	5,299
MAJORKERI,ERIKA	76,672	-
MAKI,KATJA H	102,312	-
MAKIESSE,GHISLAIN C	96,948	5,407
MAKSUTI,GENC	92,326	1,109
MALAKOE,SHAUN R	97,318	1,073
MALANTHRA,SANDHYA S	86,712	3,046
MALCOLM,KAYLA	86,110	542
MALCZEWSKA,THEODORA M	118,807	1,956
MALECIC,DONNA M	114,531	1,654
MALKIEWICZ,WANITA M	80,988	-
MALLET,LORETA C	96,885	-
MALLINSON,SAMANTHA H	82,028	-
MALLIS,SHERENE H	118,762	483
MALLODELAROSA,EDNA	75,506	-
MALM,STEPHANIE F	76,480	-
MALO,CHRISTINA N	90,420	-
MALONE,JULIE A	84,535	125
MALONEY,MEGHAN C	106,302	-
MAMARIL,MYRNA	100,260	-
MANALO,COLLEEN M	93,203	-
MANCHUR,CHRISTINE M	87,270	108
MANDERVILLE,BRADLEY	127,281	952
MANDOCDOC,SHARON F	113,492	-
MANDRYK,DONNA M	139,721	-
MANEJA,JOSIELYN S	77,068	-
MANESE,RUBILYN C	76,919	62
MANGANO,JANICE D	114,902	-
MANGAOIL,MARYJOY M	85,901	-
MANGNUS,CYNTHIA R	93,626	-
MANHAS,ALICIA K	78,262	2,374
MANHAS,JASWANT K	112,095	-

Vancouver Island Health Authority

Schedule Showing Remuneration And Expenses Paid to or on behalf of Each Employee

For the Fiscal Year Ended March 31, 2023 (unaudited)

<b>Name</b>	<b>Remuneration</b>	<b>Expenses</b>
MANHAS,MANJIT K	100,318	5,464
MANHAS,PAUL	82,433	1,047
MANHAS,RAJ RANI	91,819	262
MANHAS,SUMAN	84,860	-
MANICKAM,DEVARANI P	108,305	245
MANIEBO,NANCY G	94,808	1,697
MANIVA,LINA Y	111,904	-
MANN,ADRIENNE S	91,025	1,435
MANN,AMARJIT	98,240	1,494
MANN,CARLY	100,109	3,662
MANN,CRYSTAL D	94,322	119
MANN,DARCY K	114,275	35
MANN,DAVID A	89,386	-
MANN,KRISTA L	110,575	348
MANN,MANJEET	276,887	562
MANN,PAIGE C	77,704	-
MANN,TRISHAL K	123,350	-
MANNING,ALISON	87,153	-
MANSFIELD,TANYA M	78,168	1,240
MANUEL,CAROL D	85,904	-
MANUEL,DOMINADOR R	88,773	-
MANUEL,LORIANN M	91,217	-
MANUEL,ROSIEVERN P	123,399	2,148
MAPOTE,ROWENA	133,486	-
MAR,KAILEE D	86,965	779
MARBELLA,GRACE B	76,883	-
MARCAN,KEVIN	123,654	89
MARCELINO,MARVE V	159,079	-
MARCINSKI,OLEG J	80,146	84
MARCO,ABIGAIL	78,585	-
MARCO,PAMELA	118,139	28
MARCOTTE,LAURA	87,660	4,265
MARECK,NANCY	87,143	1,290
MAREFAT,MEHDI	96,960	-
MARFISI,EMILY	89,710	42
MARFORI,MICAELA	123,681	-
MARGETTS,JUDITH A	104,768	-
MARGETTS,WENDY M	88,758	460
MARIA,FRANCESCA P	92,212	-
MARIANO,ALVIN R	87,675	-
MARIANO,MARIE G	130,003	-
MARIN,ASHLEY D	92,065	-
MARINAKIS,GEORGE	88,429	-
MARINUS,ALISHA M	77,138	35
MARK,ALLYSON M	109,509	-
MARK,ANGELA	75,383	-
MARK,NICOLA	91,106	1,023
MARKHAM,JANICE	109,109	-
MARKLE,BENJAMIN	115,434	1,722



Vancouver Island Health Authority

Schedule Showing Remuneration And Expenses Paid to or on behalf of Each Employee

For the Fiscal Year Ended March 31, 2023 (unaudited)

<b>Name</b>	<b>Remuneration</b>	<b>Expenses</b>
MARKOSE,AJANTHA	100,011	203
MARKS,PAIGE L	109,513	-
MARLOWE,DEVIN J	106,055	1,242
MARONEY,ALEXA	75,735	-
MARONEY,DAWN M	126,072	-
MARONEY,JAMES P	102,145	-
MARQUETTE,MAIANNA M	89,804	-
MARRIE,CATHERINE	100,080	1,648
MARRIOTT,CHEYENNE Y	101,497	30
MARRIOTT,JULIE E	107,086	102
MARRON,VENUS T	90,233	9,346
MARRS,KASANDRA S	97,984	-
MARSDEN,GILLIAN L	105,126	1,868
MARSH,JENNY F	110,469	-
MARSH,NATASHA D	102,983	173
MARSHALL,ALANA J	77,387	-
MARSHALL,BROOKLYN E	107,750	-
MARSHALL,KARI L	97,856	339
MARSHALL,KARLA T	79,032	240
MARSHALL,KATELYN A	127,393	-
MARSHALL,LINDA A	77,619	226
MARSHALL,MATTHEW R	87,751	-
MARSHALL,NANCY A	80,036	-
MARSHALL,SANDRA J	79,603	454
MARSMAN,URIAH P	87,005	1,019
MARSTERS,DEBRA D	112,268	-
MARTELL,THERESA M	102,005	-
MARTELL,TRACY A	187,752	6,708
MARTENS,LISA M	99,282	967
MARTIN,APRIL L	111,154	-
MARTIN,CLAIRE P	106,711	402
MARTIN,COURTNEY D	107,736	720
MARTIN,DEVON K	78,875	-
MARTIN,LAURA L	100,820	-
MARTIN,LEANNE E	109,302	1,722
MARTIN,LETA G	77,069	-
MARTIN,MATTHEW J	117,519	1,261
MARTIN,MORAG M	75,653	-
MARTIN,MORGAN E	96,266	303
MARTIN,NEAL A	79,381	1,776
MARTIN,NICOLE J	92,226	2,157
MARTIN,STEPHANIE	88,707	-
MARTIN,SYBILLE	88,896	-
MARTIN,TARA L	79,918	-
MARTIN,WINSTON J	78,711	-
MARTINEZ,EMMANUEL J	162,469	-
MARTINEZSOSA,MAILEIBYS	114,591	-
MARTINOVICH,VINCENZA V	79,032	719
MARTINSDEOLIVEIRA,GERSON	78,383	-

Vancouver Island Health Authority

Schedule Showing Remuneration And Expenses Paid to or on behalf of Each Employee

For the Fiscal Year Ended March 31, 2023 (unaudited)

<b>Name</b>	<b>Remuneration</b>	<b>Expenses</b>
MARTINSON,ELIZABETH	87,111	-
MARTINUSEN,DANIEL J	125,243	699
MARTIRES,DICK H	88,506	-
MARUYAMA,ANNA	125,214	-
MARWICK,STACEY	130,858	-
MASAHOD,SHARIROSE	140,631	495
MASELJ,LINDA D	92,795	-
MASI,THOMAS D	77,844	-
MASON,DAN	75,736	-
MASON,HILARY	105,755	1,333
MASON,SHANNON R	96,125	-
MASSA,ANA I	96,114	-
MASSE,MARCANDRE	97,866	5,795
MASSEY,MICHAEL S	141,502	-
MASSOP,ANDREA C	100,933	310
MASSY,DAVID M	92,633	-
MATEN,NICOLE E	112,372	28
MATHE,KRISTEN E	107,718	133
MATHER,SARA A	79,670	7,535
MATHESON,BRYN A	83,512	600
MATHESON,ERIC D	95,132	283
MATHESON,KERRI	109,041	-
MATHESON,LORI	111,145	-
MATHESON,RACHEL ALLYSON	106,630	229
MATHESONPARKHILL,JENNIFER	128,521	1,059
MATHEW,MONU A	97,755	-
MATHEW,REJI	120,912	-
MATHEWS,CAILIN B	94,301	-
MATHIE,JESSIE	88,590	3,490
MATIAS,DAVID J	130,173	703
MATROSOVA,RENATA	145,320	-
MATTATALL,JOHN S	108,667	25
MATTHEWS,JULLIE M	100,603	-
MATTHEWS,NATHALIE L	99,818	-
MATTHEWS,RICHARD A	110,250	-
MATTHIES,ALLYSON	101,508	1,386
MATTSO, SARAH R	76,582	-
MATWYCHUK,MEGAN A	125,422	-
MAURAKIS,ADRIENNE M	88,505	-
MAURICE,SUZANNE M	90,987	237
MAURO,ROBERT S	121,813	13,357
MAXWELL,CYNTHIA L	91,268	2,737
MAXWELL,ROBYNE E	151,925	4,309
MAXWELL,TARA M	128,189	-
MAY,SANDRA N	97,698	-
MAY,SHANNON L	112,022	130
MAY,TASHALYNN	105,645	48
MAYAN,TALISSA	75,684	1,864
MAYBRODA,SANDRA	96,290	-

Vancouver Island Health Authority

Schedule Showing Remuneration And Expenses Paid to or on behalf of Each Employee

For the Fiscal Year Ended March 31, 2023 (unaudited)

<b>Name</b>	<b>Remuneration</b>	<b>Expenses</b>
MAYCOCK,GILLIAN C	96,462	609
MAYCOCK,JOELLE	86,435	56
MAYEA,JASON R	84,164	25
MAYENBURG,BRIAN W	92,584	-
MAYENBURG,KIMBERLY	101,149	-
MAYERT,MANDY S	92,272	-
MAYES,NOELLE R	101,483	-
MAYHEW,TANIA M	101,496	-
MAYLIN,PAULA M	78,002	-
MAYO,ELIZABETH	84,072	-
MAYO,SARAH M	108,701	2,132
MAYOH,KATHLEEN A	91,334	25
MAYRHOFER,AARON L	90,706	-
MAYSE,TRUDYLYNN A	83,787	-
MAYVILLE,LEIZEL	108,349	-
MAZE,CAROLYN E	91,226	-
MAZULLO,ALEX L	78,386	-
MAZZONI,DEBRA A	116,153	-
MBITU,FLORENCE N	93,811	-
MCADAM,MEREDITH A	120,373	-
MICALISTER,MARY E	92,572	635
MCANDREW,JAMES M	77,511	2,662
MARTHUR,CARLY R	78,753	132
MCAULEY,MICHAEL P	107,131	3,797
MCAVOY,LORETTA	100,727	397
MCBEAN,MARIAH A	144,422	816
MCBRATNEY,THOMAS D	84,707	1,109
MCBRIDE,ELIZABETH A	103,384	-
MCCABE,ANNA M	126,732	-
MCCABE,CHARLENE R	110,631	-
MCCABE,JANICE E	75,628	-
MCCAFFERY,AUDEL C	101,325	2,934
MCCALDER,LYNNRAE	76,817	43
MCCALL,KATIE P	105,580	-
MCCALLUM,FAITH L	94,651	-
MCCALLUM,MEAGHAN D	82,031	-
MCCAMBRIDGE,CASSIE A	75,547	-
MCCANN,DARCY Y	84,084	-
MCCANN,JOANNE M	86,885	130
MCCARTEN,SCOTT A	144,854	3,410
MCCARTER,ELIZABETH M	81,442	219
MCCARTHY,ERIN G	94,453	-
MCCARTHY,JAMES M	107,349	6,065
MCCARTHY,MARIA J	95,000	-
MCCARTHY,SHANNON	95,956	1,594
MCCARTNEY,SHANNON I	112,719	135
MCCASTLE,SHELLEY A	98,247	871
MCCAUGHEY, DENA M	82,560	2,245
MCCAUGHRAN,SCOTT A	95,615	-

Vancouver Island Health Authority

Schedule Showing Remuneration And Expenses Paid to or on behalf of Each Employee

For the Fiscal Year Ended March 31, 2023 (unaudited)

<b>Name</b>	<b>Remuneration</b>	<b>Expenses</b>
MCCAULEY,GILLIAN L	97,227	376
MCCHARLES,WILLIAM A	78,305	-
MCCLAIN,IRENE M	90,305	392
MCCLELLAN,IDA M	78,463	-
MCCLIGGOTT,SARAH A	83,973	411
MCCLUSKEY,KELLY A	138,433	1,249
MCCLYMONT,CARMEN L	96,462	28
MCCLYMONT,KYLE A	95,630	-
MCCOLL,BROOKE E	93,003	-
MCCOLL,CARMON	111,132	126
MCCOLL,MELISSA E	108,637	283
MCCOLM,KELLY A	118,859	2,301
MCCOMB,NANCIE B	88,008	-
MCCONEGHY,BRITTANY E	87,605	1,724
MCCONNACHIE,ROBERT P	78,491	-
MCCONNELL,JESS L	114,372	4,080
MCCONNELL,TRACY A	104,338	-
MCCORMICK,MELANIE E	83,449	968
MCCOWAN,SYDNEY A	103,294	-
MCCOY,ERIN K	95,834	441
MCCRACKEN,ALYSSA E	95,164	378
MCCRANK,MARY L	100,653	-
MCCREARY,ANDREW D	84,700	-
MCCULLOCH,SHELLEY L	112,404	-
MCCURRY,COLLEEN A	85,174	5,660
MCDERMID,CRAIG S	92,701	-
MCDEVITT,JOHN R	112,137	-
MCDONALD,BARBARA A	90,683	623
MCDONALD,CHELSEY R	92,396	3,308
MCDONALD,CHRISTINE L	108,052	-
MCDONALD,EMILY A	76,047	326
MCDONALD,KATHERINE J	87,469	76
MCDONALD,KRISTINA M	116,778	2,310
MCDONALD,LAURA A	94,978	3,191
MCDONALD,SARAH L	98,070	-
MCDONALD,SARAH M	107,417	733
MCDONOUGH,JANET C	90,494	200
MCDORMAND,NATASHIA	80,298	8,769
MCDOWELL,DANIELLE R	99,727	-
MCDOWELL,DUSTIN B	85,138	335
MCELLISTER,VERONICA S	93,854	983
MCEWEN,COLLEEN C	92,884	1,870
MCEWEN,JASON S	93,224	63
MCEWEN,NICOLE K	80,089	-
MCFADDEN,SARA E	85,582	-
MCFARLAN,KENNETH D	109,637	225
MCFARLANE,BLAIR D	100,960	1,815
MCFARLANE,CASEY A	117,238	763
MCFARLANE,MITZI	90,813	1,788

Vancouver Island Health Authority

Schedule Showing Remuneration And Expenses Paid to or on behalf of Each Employee

For the Fiscal Year Ended March 31, 2023 (unaudited)

<b>Name</b>	<b>Remuneration</b>	<b>Expenses</b>
MCFARLEN,SELINA S	80,125	-
MCGAWWEREMI,JACLYN L	88,011	71
MCGEACHIE,FIONA M	104,302	31
MCGEAN,SARAH D	87,606	-
MCGEE,DENIM D	97,410	117
MCGIBBON,ROBERT B	128,684	775
MCGIFFIN,MORGAN K	104,166	-
MCGILL,JENNIFER C	100,155	620
MCGILL,MICHAEL	96,872	342
MCGILL,VANESSA J	124,694	-
MCGILLIVRAY,SHAWN	92,340	2,774
MCGINN,SHANNON R	99,275	-
MCGINNIS,GREG	102,637	-
MCGINNIS,MARK	108,452	450
MCGLASHEN,HEATHER M	135,632	-
MCGLENISTER,JOANNE D	122,844	-
MCGOLDRICK,SHAUNA D	111,962	1,623
MCGOOGAN,DAVID	105,676	-
MCGOVERN,CARLA J	141,117	64
MCGOWAN,EMMA	90,789	-
MCGRATH,ELIZABETH	114,726	1,808
MCGREGOR,MORAG P	99,591	343
MCGREGOR,REBECCA E	114,843	1,513
MCGREGOR,SHAUNA LEE	83,976	-
MCGREGORBROWN,SHANNON L	100,132	-
MCGUINNESS,JANA M	124,624	-
MCGUIRE,CARMINA	75,225	-
MCGUIRE,LINDSAY N	146,011	-
MCHAFFIE,ANNA H	105,947	-
MCHALE,KATHLEEN	124,896	1,702
MCHUGH,SHANNON	84,684	3,490
MCHUGH,SOLEDAD A	96,634	2,457
MCINDOE,ROBERT JEFFREY	79,920	241
MCINNIS,EMILY H	123,860	-
MCINTEE,PAMELA J	110,898	3,299
MCINTOSH,CHRISTINE M	92,445	1,586
MCINTOSH,LARA K	104,849	-
MCINTYRE,CARRIELYNN	129,110	-
MCINTYRE,DREW W	96,839	-
MCINTYRE,LEE	75,622	6,224
MCINTYRE,TAMMY M	101,303	23
MCIVOR,AUTUMN A	82,165	1,030
MCIVOR,SHERRI J	84,126	-
MCKAIG,COLE	80,974	-
MCKAY,COLIN S	101,515	-
MCKAY,EVAN A	90,887	1,663
MCKAY,JULIE P	81,464	2,236
MCKAY,SHAHAEAL L	76,196	-
MCKAY,TAMI L	80,858	2,108

Vancouver Island Health Authority

Schedule Showing Remuneration And Expenses Paid to or on behalf of Each Employee

For the Fiscal Year Ended March 31, 2023 (unaudited)

<b>Name</b>	<b>Remuneration</b>	<b>Expenses</b>
MCKAY,VALERIE J	130,249	576
MCKECHNIE,BONNIE L	75,403	-
MCKECHNIE,BONNIE M	100,411	-
MCKELLAR,EARL MITCHELL	95,641	35
MCKELLAR,LEE A	100,246	918
MCKELLAR,LISA A	101,101	827
MCKELVEY,TASHA N	142,206	2,258
MCKENDRY,ERICA V	99,525	270
MCKENNA,COLLEEN E	82,028	-
MCKENZIE,CAROLYNNE J	79,326	721
MCKENZIE,JOAN A	107,365	173
MCKENZIE,NICOLE	109,913	-
MCKENZIERAMSAY,SHARI	75,153	210
MCKINLAY,ALYSSA M	104,245	11,138
MCKINLEY,MICHAEL A	87,147	69
MCKINNON,SARAH N	84,735	25
MCKINTY,CANDACE P	113,635	285
MCKINTY,DEBORAH J	113,833	-
MCLACHLAN,TAMMY D	83,353	119
MCLAREN,JAMIE M	87,897	243
MCLAREN,MICHELLE J	81,227	-
MCLAREN,NICOLE G	102,075	-
MCLAREN,SARAH G	92,532	30
MCLAREN,SHARON T	110,786	-
MCLAREN,SHONA	78,064	197
MCLARTY,SUZANNE M	105,249	182
MCLEAN,CARA	81,554	1,561
MCLEAN,CHELSEA J	89,850	17
MCLEAN,DAWN A	80,382	1,008
MCLEAN,HAYDN R	88,857	3,812
MCLEAN,JACQUELINE M	76,394	-
MCLEAN,JENNIFER C	92,402	-
MCLEAN,LESLIE A	76,287	-
MCLEAN,MAREN N	91,425	643
MCLEAN,SARAH M	77,351	-
MCLELLAN,ELISE N	92,718	50
MCLENNAN,TERESA A	106,251	19
MCLEOD,ALVIN G	79,392	-
MCLEOD,EWAN R	77,874	-
MCLEOD,HEATHER ANNE	76,084	-
MCLEOD,KELLEY A	75,326	475
MCLEOD,KIRA	134,041	-
MCLEOD,MEREDITH A	75,180	-
MCLEOD,SANDRA K	116,327	1,790
MCLEOD,SARAH	92,898	-
MCLORIE,MAIKA	132,789	-
MCLOUGHLINSTAMOUR,CHERYL A	77,436	-
MCLUSKIE,MICHAEL J	79,649	332
MCPMAHON,SARAH A	99,817	396

Vancouver Island Health Authority

Schedule Showing Remuneration And Expenses Paid to or on behalf of Each Employee

For the Fiscal Year Ended March 31, 2023 (unaudited)

<b>Name</b>	<b>Remuneration</b>	<b>Expenses</b>
MCMANUS, JONI L	105,021	185
MCMEEKIN, JANET I	76,158	-
MCMEEL, GENEVIEVE	83,401	4,234
MCMILLAN, AMANDA J	85,151	715
MCMILLAN, KATERI S	79,269	-
MCMILLAN, KELLY L	92,542	142
MCMILLAN, TARA	79,774	936
MCMILLEN, CHARMIAN	90,311	801
MCMULLEN, DALE A	87,221	-
MCMULLEN, ELIZABETH J	92,066	-
MCMURCHY, KIRIE	84,078	25
MCNAMEE, KRISTEN S	89,668	-
MCNARY, ALISON S	101,932	79
MCNEAL, JADE E	95,422	209
MCNEIL, DEREK J	194,806	-
MCNEIL, KELLY C	77,200	-
MCNEIL, MEGAN	111,342	-
MCNEILL, PAUL	114,666	-
MCNUTT, JESSICA M	75,391	-
MCPHAIL, CHRISTINE L	126,870	399
MCPHEE, JENNIFER L	79,921	1,967
MCPHERSON, LINDA R	106,373	-
MCQUADE, ROBERT J	135,957	306
MCQUARY, JILLIAN	77,664	1,122
MCRAE, GILANA V	82,747	-
MCTAGGART, NADIA K	131,381	448
MCTAGGART, PAMELA C	145,751	2,844
MCVAUGHSMOCK, SIMON	115,854	1,210
MCVEY, PAULINE I	94,796	-
MCVICAR, LINDA S	132,892	17
MCWILLIAMS, KYLE	120,279	-
MEACHER, JODI A	104,428	907
MEADE, LAURA D	108,385	-
MEADOWS, DONNA C	110,373	548
MEADROBINS, CARLA M	149,344	713
MEAGHER, DILLON	77,726	-
MEDJESI, ERIN C	87,468	247
MEDJESI, RYAN S	81,250	-
MEDLER, KAREN A	84,460	-
MEDRANO, JOEMELIN	166,426	-
MEDYNSKY, MICHAEL S	76,829	7
MEERS, LAURA C	98,212	-
MEGANBERG, ANNE	82,847	14
MEHATS, NATHALIE S	85,039	314
MEHR, KIMBERLY R	115,365	-
MEHTA, SUKH	106,440	3,206
MEIKLE, JASMINE R	103,800	1,851
MEINER, NATALIE S	93,859	-
MEJIA, MARILI	101,980	-

Vancouver Island Health Authority

Schedule Showing Remuneration And Expenses Paid to or on behalf of Each Employee

For the Fiscal Year Ended March 31, 2023 (unaudited)

<b>Name</b>	<b>Remuneration</b>	<b>Expenses</b>
MEJORADAJACKSON,MAY A	109,124	-
MELANSON,CHARLENE A	193,610	1,144
MELANSON,JANICE M	79,009	-
MELBOURN,MIKAELA	80,320	-
MELDRUM,ALLISON E	109,630	-
MELDRUM,KATE E	93,461	3,754
MELDRUM,MIRANDA	83,123	1,589
MELENDEZ,MARIA ISABEL	89,541	-
MELLISH,LINDA L	77,834	1,301
MELNYK,KATERYNA	131,116	-
MELNYK,KRISTA	76,880	2,421
MELTON,TRISTAN J	82,213	88
MENARD,MICHELINE	80,440	7,350
MENARD,SACHA D	78,369	100
MENCIO,ANALIE A	119,429	-
MENDEL,MARY RACHEL	87,432	67
MENDIOLA,JULIEGEMMA	101,818	5,214
MENDOZA,CONNIE	129,953	-
MENDOZA,DENNIE A	84,771	18,239
MENDOZA,JULIETA C	164,263	-
MENG,LAN L	78,909	1,127
MENGISTIE,FIKIRTE B	124,190	-
MERAW,CATHERINE D	78,868	5,000
MERCADO,JAYCERIE L	222,003	-
MERCADO,JOHN M	168,858	126
MERCER,DARIN S	76,109	-
MEREDITH,ANGELA L	113,042	322
MEREDITH,HAZEL	77,429	-
MEREDITH,MELISSA A	93,828	-
MERILLES,ARMY A	89,636	-
MERLO,STEPHANIE	77,335	-
MERRICK,CARLY	98,001	-
MERZANIS,SARAH	95,136	87
MESEYTON,HEIDI RAE	90,663	1,061
MESSING,ERICA B	77,061	806
METCALFE,BENJAMIN T	114,298	517
METCALFE,MARYANN	186,639	630
METCALFE,RICHARD C	97,835	-
METCALFE,ROBIN M	83,691	8,089
METCALFE,SARAH D	91,892	-
MEYER,JAY C	105,499	2,455
MEYER,KENDRA L	97,486	-
MEYER,NICOLE M	105,558	-
MEYER,SANDRA L	93,192	961
MEYER,SCOTT C	93,846	2,420
MEZEI,LESLIE	105,602	1,058
MICHALSKI,TODD	93,771	801
MICHAUD,KRISTINA N	99,600	-
MICHAUD,MARIE SUZANNE	99,155	-



Vancouver Island Health Authority

Schedule Showing Remuneration And Expenses Paid to or on behalf of Each Employee

For the Fiscal Year Ended March 31, 2023 (unaudited)

<b>Name</b>	<b>Remuneration</b>	<b>Expenses</b>
MICHEL,NICOLE A	111,027	321
MICHIELS,JACKIE	108,062	-
MICHL,DARLENE E	94,417	197
MICKELSON,JOANNA M	96,544	-
MIDDAGH,DIANE R	103,495	6,652
MIDDLEMASS,ANDREA D	76,227	-
MIDDLEMISS,DARLA M	94,373	142
MIDDLEMISS,JENELLE L	77,536	-
MIDDLETON,HEATHER L	86,058	-
MIDDLETON,JULIA A	90,791	290
MIERS,HALCYON T	104,993	68
MIGUEL,AL JOHN	97,454	-
MIGUEL,MARLON O	115,612	66
MIGUEZ,JEFF I	111,910	-
MIGVAR,COLE	101,691	-
MIHOK,MARIA A	83,848	249
MIKLENIC,LARISSA M	103,899	1,844
MIKOLAS,DEANNA L	99,325	-
MILDENBERGER,HANA	92,704	2,294
MILES,ASHLYN K	77,509	-
MILKOVA,ELMIRA A	102,316	25
MILKOWSKI,JOLENE A	113,835	449
MILL,RACHEL S	109,377	2,026
MILLAR,SUSANNA R	77,986	92
MILLER,ANGELICA H	85,933	-
MILLER,ANNE E	75,879	-
MILLER,BRYAN J	111,877	-
MILLER,CAITLYN N	99,617	-
MILLER,DEREK D	86,587	-
MILLER,FIONA J	88,296	35
MILLER,GERRIE L	104,793	1,257
MILLER,IVAN P	138,093	6,384
MILLER,JANELLE M	96,508	-
MILLER,JANICE L	83,292	-
MILLER,JUSTUN G	98,148	318
MILLER,KAITLIN R	103,333	-
MILLER,KATIE L	81,379	-
MILLER,KRISTIN E	95,717	-
MILLER,LAURAL R	115,214	1,024
MILLER,MATTHEW	131,775	1,523
MILLER,MATTHEW P	76,927	156
MILLER,MEGAN R	92,878	6,045
MILLER,MICHELLE L	102,399	-
MILLER,MUBEENA	77,121	1,587
MILLER,REBECCA E	87,673	193
MILLER,RYAN S	80,398	-
MILLER,SHARI L	81,819	-
MILLER,SHARON F	126,758	-
MILLER,SHEKINAH J	78,046	250

Vancouver Island Health Authority

Schedule Showing Remuneration And Expenses Paid to or on behalf of Each Employee

For the Fiscal Year Ended March 31, 2023 (unaudited)

<b>Name</b>	<b>Remuneration</b>	<b>Expenses</b>
MILLER,SHELLIE A	101,734	-
MILLER,SHYLO E	89,815	297
MILLER,TIM J	106,300	397
MILLIGAN,ADAM B	79,564	245
MILLINGTON,CHARLOTTE A	78,239	314
MILLOY,TREVOR R	93,029	-
MILLS,CHRISTINA A	95,304	112
MILLS,DEANNA L	88,259	1,549
MILLS,JANICE D	79,599	-
MILLS,KATHLEEN M	88,608	-
MILLS,MICHAEL J	81,236	515
MILLS,RHONDA A	96,600	28
MILLS,RYAN B	97,835	431
MILLS,TRISHA	109,497	-
MILNE,FIONA J	107,485	-
MILNE,MELISSA E	103,205	27
MILNE,ROZALYN A	75,671	1,457
MINARD,CAMILIA	98,827	570
MINCHIN,ALONNI L	122,756	-
MINETTECROW,SOPHIA A	103,188	57
MINHAS,KAMALPREET S	77,133	-
MINHAS,PARDEEP	202,104	-
MINIELY,MICHELLE K	79,252	-
MINIFIE,JOSEPH G	108,511	-
MINVIELLE,AARON F	84,462	513
MIRA,JHONNA L	119,780	1,473
MIREAU,MAUREEN G	84,884	-
MISALANGMACDONALD,LUZVIMIN	102,350	-
MISALANGSILOS,FLOREGEN P	143,366	-
MISENER,CHERYL M	80,392	-
MISTRY,MIELN	112,345	-
MITCHELL,KATHERINE L	115,285	-
MITCHELL,KELLY L	83,046	-
MITCHELL,MEGAN LISA	93,700	95
MITCHELL,NATALIE M	108,746	1,410
MITCHELL,ROBERT K	97,342	1,204
MITCHELL,WENDY A	117,698	712
MITCHINSON,ARIELLE A	92,596	-
MITTON,CAROLE A	103,946	-
MOBERG,BRITT	90,353	179
MODHGILL,MILLICENT L	104,824	30
MODHGILL,RAHUL R	87,569	17,899
MODI,TRUPTI H	116,002	165
MOEHLING,BOYD A	81,703	733
MOEN,ALYSSA	87,915	-
MOEN,JUSTIN E	108,219	3,369
MOFFAT,LAURA K	96,952	752
MOFFAT,LAURYN A	75,336	-
MOGENSEN,NICOLE M	81,619	97

Vancouver Island Health Authority

Schedule Showing Remuneration And Expenses Paid to or on behalf of Each Employee

For the Fiscal Year Ended March 31, 2023 (unaudited)

<b>Name</b>	<b>Remuneration</b>	<b>Expenses</b>
MOGOLLON,SANDRA	157,060	527
MOHAMMADZADEH,SHAHROKH	88,245	637
MOHAT,SAMARA	95,121	-
MOHSENZADEH,DOREH	140,910	1,325
MOINIER,STORM	91,456	1,036
MOIR,LINDSAY A	83,054	197
MOISES,ALBERTINA	97,332	-
MOLIA,KRISTA J	76,775	-
MOLNAR,DEIDRE A	84,179	-
MOLNAR,PETER	103,967	1,733
MONCHAK,LAURA D	80,873	-
MONEDA,OLIVER JAY R	96,343	-
MONIZ,JACQUELYN D	80,551	1,247
MONK,DEBORAH M	89,184	-
MONKMAN,DAVID H	88,611	-
MONTESCLAROS,SHEILA C	97,835	-
MONTGOMERY,DEVON R	118,656	4,606
MONTGOMERY,MARLENE G	111,803	1,454
MONTGOMERY,SHARON ESTATE	89,538	-
MONTPETIT,FREDERICK J	99,110	3,652
MONZON,RYAN C	81,494	-
MOODY,LIANA R	86,037	-
MOODY,TRACEY L	109,108	-
MOON,TERRY L	89,681	-
MOONEY,ARIANE	82,185	-
MOONEY,NATALIE	77,345	654
MOONEY,TREENA A	92,965	848
MOONIETKACHUK,GUISEPPE	116,249	1,497
MOORE,COLLEEN I	117,257	-
MOORE,GENEVIEVE M	87,175	368
MOORE,JENNIFER S	99,878	3,160
MOORE,JOANNE DENISE	76,709	131
MOORE,LISA M	124,265	677
MOORE,RYAN T	166,497	-
MOORE,SHERYLANN E	103,134	-
MOORES,SARAH C	85,995	-
MORADA,ELLEN E	137,941	5,597
MORAES,SEAN C	87,168	-
MORALESAGUILERA,OLIVIA J	81,516	-
MORAN,ASHLEY	83,849	920
MORAN,JOSH	78,237	2,536
MOREAU,JUDY P	104,061	-
MOREHOUSE,ANGELA N	106,881	-
MORESIDE,CHRISTOPHER W	129,484	-
MORGAN,CHERYL A	90,873	-
MORGAN,GENEVIEVE A	91,996	-
MORGAN,JENNIFER A	97,996	716
MORGAN,SHELLEY M	110,488	1,177
MORGAN,STEPHEN A	76,167	6,424

Vancouver Island Health Authority

Schedule Showing Remuneration And Expenses Paid to or on behalf of Each Employee

For the Fiscal Year Ended March 31, 2023 (unaudited)

<b>Name</b>	<b>Remuneration</b>	<b>Expenses</b>
MORIC,MIKA S	103,071	23
MORIN,ALEXIS PEARL	77,495	455
MORIN,DANITA N	86,735	64
MORIN,JOSEPH L	93,124	35
MORLEY,DANIELLE M	77,076	-
MORNEAU,KAREN	108,115	-
MORPAK,JARRIT D	89,614	-
MORRELL,JAMES A	104,845	-
MORRIS,CANDACE LEANNE	80,533	101
MORRIS,JANELLE E	91,054	746
MORRIS,RENEE S	82,491	-
MORRIS,TRACY E	89,783	-
MORRISON,BARBARA J	107,550	-
MORRISON,CORINNA	87,504	-
MORRISON,DARLENE T	116,027	28
MORRISON,JODY L	86,327	2,100
MORRISON,KERRY L	142,845	635
MORRISON,MARY J	118,495	1,926
MORRISON,MICHAEL A	175,497	12,756
MORRISON,SIMONE R	78,897	1,486
MORRISSEY,LAURA N	90,367	716
MORROS,SHAUNA L	76,886	215
MORROW,ANGELAMARIE	83,882	-
MORTA,JOCELYN A	79,909	-
MORTIMER,MICHELLE S	91,084	-
MORTON,DUNCAN	114,926	-
MORTON,JOANNE L	95,551	-
MORTON,WENDY A	90,431	-
MOSBECK,NICKI J	85,398	219
MOSELLE,KENNETH A	136,388	2,400
MOSES,ELGAN	273,839	3,067
MOSHER,KAREN P	75,055	523
MOSKALUK,SARAH N	86,856	1,922
MOSQUERA,DANNY E	82,406	743
MOSS,NEIL K	98,734	1,000
MOSSEY,JENNIFER D	100,625	953
MOSSIE,JULIE A	75,968	-
MOTE,EILIDH S	83,951	230
MOTIUK,NATASHA J	81,237	-
MOTLEY,ANDREW D	102,798	1,050
MOTTL,SARA K	83,307	818
MOTZEK,ALEXIS J	91,379	30
MOUSLEY,BROOKE L	137,414	450
MOWAT,ASHLEY E	101,192	-
MOWEZ,MONICA M	105,246	77
MRNKA,MARCELA Y	88,990	6,493
MUDIE,HEATHER R	78,387	-
MUDIE,RODNEY D	101,552	798
MUELLER,ANGELA M	75,523	-

Vancouver Island Health Authority

Schedule Showing Remuneration And Expenses Paid to or on behalf of Each Employee

For the Fiscal Year Ended March 31, 2023 (unaudited)

<b>Name</b>	<b>Remuneration</b>	<b>Expenses</b>
MUELLER,ROSEMARY	191,503	840
MUELLER,RYAN	146,611	556
MUHLFELLNER,DANIEL J	75,978	125
MUHR,MARIA A	82,908	1,282
MUKAI,SUZANNE	84,213	-
MULCASTER,TARA	104,342	571
MULDER,EMMALYS	79,683	3,350
MULLEN,KEANNA	116,588	-
MUNDELL,RACHELLE M	88,952	3,054
MUNICH,SALLY M	80,970	-
MUNN,SIMON	90,631	-
MUNOZ,AMANDA	88,036	7,880
MUNOZCARDENAS,JESSICA D	81,530	154
MUNRO,JIM A	82,354	-
MUNRO,KIMBERLY ANNE	80,592	204
MUNRO,MICHAEL R	154,594	956
MUNRO,MICHELLE M	105,493	-
MUNRO,PAUL	85,018	-
MUNRO,SANDRA G	96,996	3,162
MUNROE,JONATHAN M	150,030	-
MUNROE,JUANITA S	96,151	-
MUNSON,SYLVIA	76,835	-
MUNTEANU,ARMAND	105,564	194
MURAMBA,VIMBAI	144,393	-
MURDOCK,ADAM M	82,483	-
MURDOCK,DREW C	79,546	2,041
MURDOCK,LINDSEY	85,146	-
MURESEANU,PATRICIA L	90,830	-
MURGATROYD,DARIAN J	86,683	307
MURIELZAPATA,FELIPE	97,972	-
MURIRA,EDGAR	77,643	197
MURPHY,ANNA	79,498	-
MURPHY,DONNA S	103,249	1,916
MURPHY,JAYNE ELISE	87,191	432
MURPHY,TRACEY L	105,303	1,058
MURPHYBOTELER,RACHAEL A	112,262	1,284
MURRAY,ARYN N	78,714	-
MURRAY,CHELSEA E	87,254	153
MURRAY,KATHLEEN M	114,709	3,490
MURRAY,LAFAWN S	114,816	696
MURRAY,MICHAEL S	75,086	-
MURRAY,NINA	104,239	-
MURRAY,SHERRI L	88,889	-
MUSEY,JENNIFER	99,629	-
MUSGRAVE,CELIA L	112,696	-
MUTCH,ANDREA C	95,791	130
MUTCH,CORINA D	88,422	-
MUTHUKATTIL,JULIE	87,521	-
MUTTERSACH,KERRY E	105,771	-

Vancouver Island Health Authority

Schedule Showing Remuneration And Expenses Paid to or on behalf of Each Employee

For the Fiscal Year Ended March 31, 2023 (unaudited)

<b>Name</b>	<b>Remuneration</b>	<b>Expenses</b>
MUTUIRI, LOISE W	109,438	-
MUUS, INGE	97,168	1,853
MWANGI, ESTON M	82,680	-
MYERS, WALTER J	80,170	2,420
MYLES, LANDRA P	126,118	1,751
MYLES, RYAN	81,386	-
MYLREA, KATE E	86,139	96
MYRFIELD, KARA I	75,203	33
MYRING, BRIANNA M	93,547	593
MYRONUK, JACQUELINE D	120,230	250
NA, JUNGWOOK	97,783	578
NABATA, LYNN S	158,930	1,140
NADROZNY, BRETT T	77,015	210
NAEFKEN, LAURA M	89,768	-
NAEMI, FARDAD	120,150	-
NAGAINIS, CHRISTOPHER J	162,909	335
NAGAINIS, JOCELYN L	116,979	-
NAGPAL, RYTHM	76,193	-
NAGRA, RITA K	81,291	-
NAGRA, STEVEN S	78,404	-
NAGUIT, EVANGELINE B	84,231	-
NAIGI, JOGEETA M	201,661	-
NAIR, AUDREY I	139,922	-
NAJJAR, JULIA	80,019	-
NAKONECHNY, LUANNE	99,927	-
NAMDARPOUR, LEILA	80,166	5,609
NANEZ, EDGARDO G	116,727	6,757
NANNI, JESSICA E	81,442	-
NANNI, LUCIA B	89,842	-
NAPP, TINA M	100,674	-
NASH, HOPE C	93,912	468
NASH, SABRINA R	77,866	-
NASONOV, ANNA	92,348	28
NASONOV, SHARON	78,919	-
NASSERI, LINDSEY R	89,054	-
NATINGOR, ANGELA	116,370	1,538
NAVAS, VANESSA D	80,068	-
NAYLOR, CHLOE J	76,373	-
NAYLOR, MELISSA M	80,023	151
NEAL, KRYSZYNA K	105,784	2,962
NEAL, MICHELE E	124,650	-
NEALE, ANTONY C	113,762	-
NEALE, JULIET	129,785	87
NEAR, MICHELLE T	81,763	-
NEAVE, JANET S	77,751	251
NEAVE, KARLIANA G	98,790	1,417
NEDELEC, DENISE T	87,654	-
NEDERA, HELEN L	92,625	774
NEDVED, MARLENE S	86,073	-

Vancouver Island Health Authority

Schedule Showing Remuneration And Expenses Paid to or on behalf of Each Employee

For the Fiscal Year Ended March 31, 2023 (unaudited)

<b>Name</b>	<b>Remuneration</b>	<b>Expenses</b>
NEFF,RAELENE S	90,134	250
NEILSON,ERIN M	96,383	4,757
NEILSON,STACY LYNN	107,477	1,341
NEL,LEENTA	89,891	-
NELMS,MELODY	107,924	45
NELSON,BRUCE	80,175	41
NELSON,CARLY B	76,644	645
NELSON,CATHRYN MICHELLE	107,816	2,582
NELSON,CHRISTINA	101,457	1,523
NELSON,DANA L	81,836	520
NELSON,HEATHER	87,369	-
NELSON,HOLLY	101,954	-
NELSON,KELLY R	81,316	1,280
NELSON,KRISTIN A	89,557	3,703
NELSON,LUCY A	94,905	1,050
NELSON,MELISSA L	100,540	716
NELSON,MICHELLE E	87,958	416
NELSON,SARAH P	84,549	-
NELSON,WHITNEY A	141,991	2,075
NELSON,WYATT G	86,697	-
NELSONLEITCH,KATRINA J	114,155	-
NEMETH,LORA M	76,412	547
NERCUA,AGNES FARAH R	94,133	-
NERKOWSKI,YOLANDA K	93,917	-
NERY,HALEN A	104,206	7,984
NERY,KEN LESTRE J	75,519	4,812
NEUFELD,DAVID Z	116,735	3,671
NEUFELD,GENE R	91,473	-
NEUFELDT,SUSAN E	103,073	3,900
NEUMAN,AUDEN	113,493	266
NEUMAN,RUTH A	84,668	678
NEUMANN,BRIANNA E	98,459	636
NEVILLE,JAYCILLE M	87,316	582
NEVILLE,ROY J	114,753	-
NEVIN,EMILIA	93,703	-
NEWBURY,CARA L	77,484	-
NEWELL,CHERYL R	110,934	3,763
NEWMAN,AMANDA C	100,032	250
NEWMAN,EMILY L	96,977	3,715
NEWMAN,JENNIFER M	136,864	141
NEWMAN,JESSIE E	86,391	4,704
NEWTON,ADAM D	90,407	1,819
NG,RAYMOND	86,465	-
NGAI,ALINE	111,225	-
NGO,NANCY	111,211	-
NGUYEN,ANN	79,819	-
NGUYEN,FRANK D	121,219	414
NGUYEN,HUUTHUYVY	104,482	219
NGUYEN,JANE	100,356	-

Vancouver Island Health Authority

Schedule Showing Remuneration And Expenses Paid to or on behalf of Each Employee

For the Fiscal Year Ended March 31, 2023 (unaudited)

<b>Name</b>	<b>Remuneration</b>	<b>Expenses</b>
NGUYEN,LE T	108,541	-
NGUYEN,PHUONG THI LINH	132,857	-
NGUYEN,TAM	124,574	11,309
NGUYEN,THIKIMCHI	108,520	-
NGUYEN,TIEN T	98,386	3,132
NGUYEN,VANHAO	90,480	-
NICHOL,KYLA L	87,305	1,367
NICHOL,NORA E	91,076	437
NICHOL,RANDAL A	97,327	72
NICHOL,SHAWNA M	93,814	-
NICHOLAS,NICOLE E	90,419	8,406
NICHOLLS,GRAHAME L	116,131	-
NICHOLSON,LEAH	113,002	900
NICHWOLODOFF,ALLAN R	100,657	-
NICKEL,JONATHAN	88,733	231
NICKOLET,SARAH M	88,068	223
NICKOLI,SHEILA E	90,164	-
NICKOLICHUK,RENEE	94,531	-
NICKOLOFF,DONNA M	126,679	-
NICKOLOFF,GEORGE E	114,873	10,827
NICOLAS,JANETH A	79,294	-
NICOLICI,JASMINE	75,708	-
NICOLL,JAMES E	114,364	3,841
NIE,XIUJIN	119,727	31
NIEDERMAYER,COURTNEY L	96,717	-
NIEDJALSKI,TIA	122,026	693
NIEDOBA,DARCIE R	101,129	-
NIELSEN,BRIANNA L	91,442	-
NIELSEN,KRISTOFER R	179,912	6,034
NIELSEN,LAURA M	185,071	15,795
NIELSEN,MARIA S	90,870	-
NIELSEN,PAULINE A	117,491	-
NIELSEN,VALERIE	117,805	60
NIEMETSCHKE,OLAF	102,315	705
NIEZ,IVAN	111,461	-
NIGRO,TRACEY L	138,282	3,930
NIJJAR,ALISON M	95,000	4,215
NIKIFORUK,HEIDI R	96,527	398
NIKOLEJSIN,JOCELYN J	88,077	-
NIKOLEJSIN,KRISTEN L	77,317	525
NILSSEN,AYAKO	128,708	11,286
NIONES,MARIMIL	99,475	-
NISBET,GILLIAN	108,264	-
NITRO,JULIE D	169,427	-
NIXON,JANA C	108,296	-
NIXON,LISA	131,592	-
NIXON,WALTER A	101,630	355
NOAKES,CHAD K	93,523	-
NOAKES,JONATHAN H	89,860	3,732



Vancouver Island Health Authority

Schedule Showing Remuneration And Expenses Paid to or on behalf of Each Employee

For the Fiscal Year Ended March 31, 2023 (unaudited)

<b>Name</b>	<b>Remuneration</b>	<b>Expenses</b>
NOBBS, DENISE F	194,346	-
NOBERT, EMILY R	115,886	-
NOBLE, RUTH	95,664	-
NOGA, MYRA G	141,801	-
NOGIER, CHRISTINA A	85,991	460
NOH, KATHY	105,971	-
NOHR, KAITLYN E	97,470	-
NOLIN, JENNIFER A	76,662	-
NOLL, VICTOR A	99,772	3,150
NOLLI, SHEENA C	119,123	933
NONESA, APRIL MARIE	94,569	107
NONESA, BLESSMELORD P	103,165	-
NORMAN, ALEXANDRA I	85,235	-
NORMAN, EMILY JANE	112,184	-
NORMAN, KATHERINE A	104,773	-
NORRIS, CONNIE	124,772	1,701
NORRIS, JENNIFER	87,269	-
NORRIS, TERESA L	87,675	-
NORTH, TEAGAN C	76,057	633
NORTHCOTT, KRISTINA J	99,507	626
NORTHCOTT, SHERRI L	77,790	-
NORTHRUP, SARAH	84,776	1,081
NORTHRUP, SOPHIA	88,086	-
NORTHSMITH, KATHRYN A	132,735	-
NORTON, BRENNAN K	80,846	2,894
NORTONHALL, SYDNEY	83,343	2,977
NOSEWORTHY, ANNE M	100,561	256
NOTLEY, LAURA	97,239	314
NOTSCHKE, SUSAN	107,758	-
NOVAK, ALISA S	80,643	-
NOVAK, CATHERINE	92,606	385
NOVAKOVSKI, WADE S	75,304	-
NOWACKI, TRISTAN R	93,831	25
NOWAKOWSKI, CRAIG P	104,804	4,019
NOX, NATHAN V	91,984	196
NOYE, CALLAN M	162,910	-
NOYES, MIRANDA	85,885	578
NUGENT, ALEXANDRA N	104,361	-
NUGENT, HEATHER	86,138	-
NUTTALL, JESSICA C	86,389	289
NUTTALL, SIAN	111,595	325
NWAEZE, EZIAHA C	88,102	-
NYANG, MORIKEBBA	83,399	-
NYE, DANIELLE L	106,158	4,073
NYGREN, SUSAN E	78,486	-
NYIRANDORERO, ANTOINETTE	152,360	-
NYLEN, ADELE L	80,197	-
OAKES, ALANA D	91,306	6,355
OATES, RACHEL M	88,715	-

Vancouver Island Health Authority

Schedule Showing Remuneration And Expenses Paid to or on behalf of Each Employee

For the Fiscal Year Ended March 31, 2023 (unaudited)

<b>Name</b>	<b>Remuneration</b>	<b>Expenses</b>
OBBAGY,MICHEAL M	86,364	-
OBEE,SARAH L	100,021	-
OBERREITER,DANIEL	84,823	-
OCONNELL,COREY B	86,065	4,881
OCONNELL,JARED	85,940	-
OCONNELL,KAREN L	75,405	-
OCONNELL,KRISTA M	90,340	1,166
OCONNELL,SEAN M	77,553	1,166
OCONNOR,DEIDRE	79,356	1,067
OCONNOR,LUCY J	87,355	-
OCONNOR,MEREDITH C	76,670	398
ODELL,DIANE	95,120	-
ODLAND,BRIDGET D	87,694	-
ODONNELL,BREANNA C	79,929	3,444
ODONNELL,ELYSIA R	98,676	1,429
ODONNELL,FRANCINE	80,313	-
ODONNELL,JAY C	132,641	608
ODONOGHUE,MOIRA KATHLEEN	93,358	-
ODONOVAN,DAWN	135,526	-
ODOSA,SIFA	126,561	25
OFONG,IKEDINOBI C	137,053	1,795
OGLE,NICOLE L	89,810	591
OGLOFF,SANDRA	82,431	-
OGORMAN,BRANDON K	102,680	-
OGUREK,DOROTHY F	99,646	-
OH,DAVID H	87,979	320
OH,HYUNJOO JUDY	79,766	-
OH,JINHWA L	97,150	-
OHALLORAN,TRISHA L	110,411	631
OHARA,ENID M	126,503	16,388
OHARA,KARI L	104,136	630
OHARE,SHEILA MYREE	90,716	-
OHIER,JOSEPH D	78,644	-
OHL,BRIANNE	108,370	-
OKADA,KATHERINE S	91,436	-
OKADA,NAOMI	85,645	-
OKE,BRUCE L ESTATE OF	76,691	-
OKEEFE,JANET E	105,058	25
OKEEFE,JULIA	123,006	6,294
OKEEFE,MARIAH J	75,587	219
OKEEFE,ALEXANDRA	75,053	2,790
OKWUDIBE,CHINENYE C	144,094	-
OLAND,JULIA E	89,247	397
OLD,TELEAH D	87,642	208
OLDALE,FILIPINA A	111,116	-
OLEARY,COLLEEN	87,602	-
OLESEN,REBECCA F	120,258	1,506
OLESON,RACHEL L	78,275	934
OLIWA,RHONDA C	77,163	-

Vancouver Island Health Authority

Schedule Showing Remuneration And Expenses Paid to or on behalf of Each Employee

For the Fiscal Year Ended March 31, 2023 (unaudited)

<b>Name</b>	<b>Remuneration</b>	<b>Expenses</b>
OLLECH,MATTHEW W	94,799	-
OLNEY,BRENNA A	80,044	1,023
OLSEN,KYRA E	93,112	-
OLSEN,LAURA K	76,441	780
OLSON,ANITA D	103,820	-
OLSON,HEIDI S	88,271	1,026
OLSON,IAN J	114,173	-
OLSON,SANELLA	130,546	53
OLSON,STACEY M	106,678	12
OLSON,TARYN C	86,131	1,806
OLSON,TREVOR A	108,455	-
OLSSON,BENJAMIN E	78,239	363
OLSZOWY,DEREK C	113,506	-
OLUMI,REZA	114,201	-
OLYNYK,FERRON	77,498	867
OMALLEY,JAMES T	85,005	75
OMARA,MARK N	96,661	-
OMULE,BREANNE L	90,935	1,245
OMULE,RACHEL A	88,648	-
ONEIL,LEAH J	92,845	-
ONEILL,ROBYN L	111,953	1,342
ONG,RONALD	78,106	-
ONIFRICHUK,CASSANDRA	90,989	-
ONNO,KERRY M	92,018	-
ONO,SIMI	82,118	-
ONODY,SHANE	78,187	-
ONYSCHTSCHUK,AUDRA J	85,831	-
OPDERHEYDE,DANIEL S	75,193	-
OPEL,CINA J	81,519	-
OPLAS,IMELDA M	183,331	9,914
ORD,ALEXANDRA J	85,182	-
ORD,DEBBIE L	79,110	-
ORD,DESIREE L	108,057	344
OREILLY,MICHELLE	114,371	-
ORLANDO,CHRISTOPHER B	136,408	3,905
ORLAW,GRACE B	86,873	-
ORMISTON,ASHLEY J	78,898	5,364
ORMOND,KAYLA D	115,620	-
ORMOND,RHIAN J	121,720	-
ORPILLA,LEANNEMAE	83,645	-
ORR,TIMOTHY E	176,440	1,372
ORRICO,CARLA M	77,351	3,857
ORTEGA,ARCELY R	75,424	-
ORTIZ,LUISITO D	109,614	9,937
ORTON,ALISON M	85,770	5,340
OSBORNE,CHRISTINE	89,354	-
OSBORNE,JENNIFER D	88,246	-
OSBORNE,JILLIAN N	75,256	-
OSCIENNY,ASHLEY S	104,800	380

Vancouver Island Health Authority

Schedule Showing Remuneration And Expenses Paid to or on behalf of Each Employee

For the Fiscal Year Ended March 31, 2023 (unaudited)

<b>Name</b>	<b>Remuneration</b>	<b>Expenses</b>
OSD,KIEFER A	87,252	5,444
OSMOND,DAVID J	141,169	8,576
OSTAFF,LAUREN L	123,403	378
OSTER,JENNIFER M	86,442	-
OSTRINSKI,LUCA L	78,067	432
OSULLIVAN,CAIT S	111,629	415
OSULLIVAN,ERIN R	108,785	1,826
OTKE,DAVIN P	77,704	319
OTTO,ERICA D	125,368	-
OTTWAY,DANIEL C	80,109	156
OTWAY,SANDI E	99,560	762
OUELLET,AMANDA L	87,445	164
OUELLET,DENISE A	75,489	2,133
OUELLETTE,KAREN A	75,878	-
OUMESROUR,DONIA	89,063	-
OVERLAND,BRANDON J	88,841	-
OVERLAND,CHELSEA G	99,164	315
OVERMEER,LYNDSAY D	194,177	-
OVIATT,STEPHANIE L	90,613	5,184
OXLAND,DEBORAH J	88,130	-
OZBADEM,ERGIN H	146,844	5,096
OZKER,PATRICIANN E	95,972	5,855
PABELIN,JUNAMIE C	106,579	-
PACE,ESTHER L	127,335	1,401
PACEY,KATIE R	82,944	-
PACHO,TRAMI T	141,947	-
PACIS,JOSEPH W	78,221	-
PACK,LLOYD ALAN	118,931	-
PACKER,REBECCA J	92,941	2,623
PADDLE,AMBER L	106,190	-
PADE,KELLY	116,872	16,742
PADGETT,BONNIE	110,737	-
PADILLA,GAIL	82,197	41
PADIOS,MAJESTY G	171,317	-
PADJEN,NINA R	119,137	837
PAGSIAT,IMEE	82,220	-
PAGUNSAN,ARLENE V	82,025	-
PAHELGA,ARLENE M	78,196	-
PAHWA,JAIVEER	77,878	583
PAICE,KENDRA	75,042	45
PAIK,KYOUNGSOON	87,450	-
PAINCHAUD,JULIA A	82,287	152
PAINE,KATELAN S	78,204	761
PAINTER,CORRINE CHOI YAN	91,204	2,400
PALENCIA,MARY G	122,262	-
PALING,RACQUEL	82,096	-
PALLADINI,MIRANDA S	82,095	310
PALLAN,KRISHAN	107,389	95
PALLAN,MARYELLEN	123,332	-

Vancouver Island Health Authority

Schedule Showing Remuneration And Expenses Paid to or on behalf of Each Employee

For the Fiscal Year Ended March 31, 2023 (unaudited)

<b>Name</b>	<b>Remuneration</b>	<b>Expenses</b>
PALLARD,BRODER E	92,244	-
PALLEN,THERESA M	78,992	939
PALLOS,MALCOLM	118,946	4,470
PALMER,CASSIE R	82,448	2,325
PALMER,ERICA	84,272	-
PALMER,ERIN M	94,855	48
PALMER,KATHY	114,897	-
PALMER,SARAH M	86,245	264
PALMER,SUSAN M	83,756	-
PALTING,MANETTE FAYE	93,974	-
PALUGA,FLOR ELPIDIO	101,318	-
PALUGA,TRIXIE	84,792	-
PANCHUK,CELINA D	99,451	-
PANDACHUCK,DENNIS R	89,419	-
PANDHER,AMARJIT S	95,704	-
PANDHER,JAGWINDER K	78,328	-
PANGANIBAN,ANTHONY	121,290	-
PANKRAS,CATHERINE	76,032	-
PANLILIO,VICTORIA C	104,326	2,300
PANTER,TRESSA L	95,328	673
PANTON,MARITA A	95,800	1,540
PAOLINI,CASSIEMARIE D	84,885	-
PAPESALMON,SARA	124,294	903
PAPP,ZSUZSANNA	96,309	142
PAQUETTE,AMANDA J	126,585	1,337
PAQUIDING,JANE L	114,255	-
PAQUINFORMAN,KIMBERLYANNE	100,711	775
PARADIS,CHRISTOPHER M	95,563	1,272
PARADIS,MARC J	78,566	-
PARAYNO,ALICIA	77,887	1,083
PARENT,CHELSEA L	101,357	98
PARENT,JADE	81,235	668
PARENT,YVONNE	79,111	100
PARENTEAU,PHILIPPE J	91,052	1,596
PARFETT,DEBORAH J	105,453	290
PARINAS,PHILIPLOUISE	99,461	9,328
PARIS,KATHLEEN L	95,351	213
PARISH,LYNETTE M	119,058	-
PARISH,SARAH J	126,796	-
PARK,DELANEY M	75,533	-
PARK,JUNGMI	86,221	761
PARK,LYNNE C	94,457	-
PARKER,ANDREW R	104,816	1,586
PARKER,HAILEY J	98,269	-
PARKIN,ALYSSA D	85,604	593
PARKIN,TOBY C	112,791	-
PARKINSON,JENNIFER D	110,144	-
PARKS,ELEANOR	81,840	564
PARLOW,KELLY	100,428	-

Vancouver Island Health Authority

Schedule Showing Remuneration And Expenses Paid to or on behalf of Each Employee

For the Fiscal Year Ended March 31, 2023 (unaudited)

<b>Name</b>	<b>Remuneration</b>	<b>Expenses</b>
PARMAR,AMRIK	80,393	-
PARMAR,BIMLA	347,829	-
PARMAR,CHELSEY	123,409	-
PARMAR,GURJIT K	79,175	-
PARMAR,GURPREET K	109,907	884
PARMAR,GURVINDER S	91,052	2,789
PARMAR,IDA B	128,579	1,062
PARMAR,RAJBIR K	183,928	314
PARMAR,RAVI I	120,887	-
PARMAR,SHAMINDER	115,963	-
PARROTT,MELANIE R	85,159	550
PARROTTA,MICHELLE L	124,355	-
PARRY,CHRISTOPHER B	96,469	768
PARRY,MOIRA E	85,634	-
PARSON,SARAH	82,368	-
PARSONAGE,JUANITA J	100,930	-
PARSONS,DAVID A	86,932	333
PARSONS,ELSA M	80,163	407
PARSONS,EVA N	181,340	-
PARSONS,RACHEAL M	105,105	60
PARTAIK,JANETTE L	78,210	438
PARTRIDGE,PATRICIA A	88,570	93
PARTRIDGE,RENEE	105,603	182
PARUK,KIMBERLY A	120,307	2,935
PASCA,ARIS D	91,294	-
PASCUA,REYNALDO A	110,364	-
PASCUAL,SHARON S	91,801	-
PASICHNYK,DANNY J	101,732	165
PASK,KIMBERLY L	100,363	263
PASSFIELD,NANCY C	93,771	-
PAT,MONIQUE M	77,666	-
PATEL,ILA S	82,738	-
PATER,JESSICA GRACE	87,210	4,549
PATERSON,HEATHER M	75,469	225
PATERSON,ZOE	106,613	-
PATIENCE,CAROLYN R	97,288	-
PATON,LISA I	86,648	592
PATRICK,MORGAN	90,388	762
PATRINOS,DOMINIQUE	95,023	-
PATTEN,DAVID J	104,771	5,987
PATTEN,KEISHAMAE I	89,317	450
PATTERN,JOELLE P	94,927	-
PATTERSON,ALLISON M	84,542	342
PATTERSON,CARLIE	88,755	1,966
PATTERSON,JENNA	85,699	1,694
PATTERSON,JULIE M	84,541	358
PATTERSON,KENNETH J	101,469	656
PATTERSON,LARA M	148,737	-
PATTERSON,MICHELLE L	106,271	1,210

Vancouver Island Health Authority

Schedule Showing Remuneration And Expenses Paid to or on behalf of Each Employee

For the Fiscal Year Ended March 31, 2023 (unaudited)

<b>Name</b>	<b>Remuneration</b>	<b>Expenses</b>
PATTERSON,PAMELA	99,165	-
PATTINSON,LAWRENCE W	95,578	-
PATTISON,CAROLINE M	75,216	-
PAUDEL,GOPAL	112,403	658
PAUDEL,SHOVA	135,965	-
PAUDELMARAHATTA,SUNITA	159,808	-
PAUL,CAMERON J	79,713	-
PAUL,CHERYL DENISE	116,533	-
PAUL,EMMA R	91,760	-
PAUL,JOANNE K	106,704	-
PAUL,JULIA	91,714	3,305
PAUL,STEFANIE L	120,403	-
PAULE,PERLITA A	162,372	13,101
PAULING,ALISHA M	115,030	2,310
PAULOSE,BINCY	86,325	-
PAUZE,DIANA M	86,466	-
PAVLIKHIN,ALLA	85,110	-
PAYAN,MARZIEH	147,728	-
PAYETTE,GRAHAM A	194,600	707
PAYIE,BREANNE	86,740	-
PAYNE,TRACEY M	130,650	5,856
PAYSEN,SARAH A	81,712	-
PAYTON,EMMA C	100,322	383
PAZ,VANESSA	92,662	33
PEACE,SUSAN R	105,925	-
PEACH,MICHELLE K	103,958	652
PEACOCK,HANNALORE R	75,521	67
PEARCE,HEATHER C	98,940	-
PEARCE,MARGARET M	91,343	-
PEARS,JOCELYN M	121,835	-
PEARSON,CAMILLE M	84,818	-
PEARSON,ELIZABETH R	90,000	-
PEDDLE,LINDA M	113,983	70
PEDDLE,SHERISE MJ	104,990	-
PEDERSON,BETHANY J	98,852	-
PEDERSON,ELAINE M	102,022	-
PEDNEAULT,JULIE L	89,082	9,160
PEDROZA,ABRA	84,114	-
PEEREBOOM,COURTNEY M	148,902	3,403
PEET,MICHAELA K	76,802	-
PELIN,ANDRADA	80,411	600
PELJHAN,MARKO	229,344	2,429
PELLATT,ANNA C	89,571	174
PELLETIER,ALESHA J	91,271	-
PELLETIER,BARBARA	103,879	-
PELLETIER,PERLA M	85,242	2,909
PELLOW,CAROLE	82,171	341
PELOQUINRICHARD,MYRIANNE	86,142	-
PEMENT,MAKAYLA	83,264	-

Vancouver Island Health Authority

Schedule Showing Remuneration And Expenses Paid to or on behalf of Each Employee

For the Fiscal Year Ended March 31, 2023 (unaudited)

<b>Name</b>	<b>Remuneration</b>	<b>Expenses</b>
PENALOSA,CLARISSA S	86,421	4,671
PENALOSA,DANA V	92,222	10,041
PENBAGA,MAYBELLE A	88,509	697
PENDER,LORNA A	93,489	-
PENEYRA,TESSIE K	82,305	5,519
PENGELLY,NICOLE E	107,874	919
PENNER,ELIZABETH M	103,432	531
PENNER,PATRICIA L	78,528	-
PENNER,TAMARA N	103,482	-
PENNER,TANYA G	102,268	1,278
PENTNEY,TAMMY	95,483	-
PEPIN,NICOLE A	86,438	215
PEPPER,JOANNA SL	112,215	9,575
PERALTA,MELANIE M	128,167	539
PERERA,DULAN K	82,584	4,082
PERKIN,ELIZABETH	80,837	-
PERKINS,ANNELISE S	78,464	-
PERKINS,JOHN	108,024	-
PERRIN,AMANDA J	108,259	723
PERRON,AMBER S	114,142	70
PERRY,ANDRINA	75,942	-
PERRY,CORRIE	84,969	-
PERRY,EMEE S	109,498	-
PERRY,LINDA	86,478	-
PERRY,MATTHEW D	84,428	27
PETERS,DAVE P	107,353	-
PETERS,DELANE	85,193	-
PETERS,LORI E	75,852	-
PETERS,TREVOR E	98,818	-
PETERSEN,ADA R	97,835	-
PETERSEN,CAROL L	98,117	-
PETERSEN,CASEY W	96,165	-
PETERSEN,LANCE A	122,637	-
PETERSEN,SHEILA L	109,981	667
PETERSON,CATHARINA V	96,026	1,150
PETERSON,GEMMA	115,583	6,560
PETERSON,PATRICIA E	140,717	2,997
PETERSON,REBECCA J	126,201	11,719
PETERSON,ROBERTA M	103,358	-
PETERSON,SARA	101,908	-
PETITGAS,DOMINIQUE	78,399	1,638
PETRAS,ANDREA L	102,750	-
PETRAS,DARREN	138,299	5,529
PETRIE,PEGGY L	96,747	-
PETRIELLO,JAMES H	95,196	-
PETROVIC,CHRISTINE E	116,922	-
PETROVIC,VIRGINIA N	84,272	1,258
PETRUSA,MISHELLE A	93,955	229
PETRYK,TANYA	141,129	2,832



Vancouver Island Health Authority

Schedule Showing Remuneration And Expenses Paid to or on behalf of Each Employee

For the Fiscal Year Ended March 31, 2023 (unaudited)

<b>Name</b>	<b>Remuneration</b>	<b>Expenses</b>
PETTEPIECE,DEVIN	104,814	-
PETTEPIECE,MEELA J	84,178	8,175
PETTIGREW,CORRINE M	84,836	1,824
PETTY,LISA	128,454	105
PETTYJOHN,NEVIN C	94,146	470
PEVERELLE,KIRSTEN M	83,480	4,117
PFAFFPALANIO,KEIRA D	88,702	1,002
PFEIFENROTH,ARAXIE A	107,184	1,512
PFEIFER,AMELIA L	124,130	-
PHAM,ELAINE M	100,849	-
PHAM,SYLVIA T	106,026	235
PHAM,THITHUYTHO	80,466	-
PHAN,JEAN T	103,929	-
PHELPS,MATHEW A	95,655	553
PHENIX,KAREN L	112,545	8,541
PHILIP,EMILY	86,664	1,302
PHILIP,SCOTT T	81,020	-
PHILIPP,ANDREA E	89,691	41
PHILLIPS,HEATHER J	90,720	714
PHILLIPS,IAN H	87,195	-
PHILLIPS,JAYE E	81,098	-
PHILLIPS,JENNIFER L	95,841	723
PHILLIPS,KATHERINE E	133,401	-
PHILLIPS,KELLY S	110,155	668
PHILLIPS,SARA A	91,707	523
PHILLIPS,STEPHEN P	90,722	819
PHILPOTT,DANE R	118,548	326
PHILPS,NATHAN P	127,051	-
PHIPPEN,CHRISTOPHER D	111,316	20
PHOENIX,DANNY M	88,132	-
PHOSY,KRISNA E	84,724	-
PHUNG,DARYA V	87,531	-
PI,DANIEL H	117,833	388
PIASENTIN,ANDREA L	100,954	65
PICARDAL,SONIA	79,298	3,304
PICCO,PHILIP J	88,836	2,732
PICHARDO,JORGE A	105,036	25
PICHETTE,GLORIA	152,748	1,860
PICHON,ANTONIO P	101,183	5,745
PICHON,GENA T	122,225	6,633
PICKARD,JULIE M	91,472	4,524
PICKARD,MATHEW J	129,293	5,060
PICKEN,KATHERINE ANNE	98,268	241
PICKUP,ERIN A	88,789	-
PIDO,MARIALORIEANN	79,309	-
PIDO,PROTACIO JR	100,950	-
PIEKE,MICHELLE A	77,664	2,314
PIEPER,KRISTYANN M	83,752	-
PIETZ,LORRAINE S	89,000	-

Vancouver Island Health Authority

Schedule Showing Remuneration And Expenses Paid to or on behalf of Each Employee

For the Fiscal Year Ended March 31, 2023 (unaudited)

<b>Name</b>	<b>Remuneration</b>	<b>Expenses</b>
PIGEAU,NELSON A	80,882	-
PIGGOTT,NICOLA	111,671	1,419
PIKE,KELSEY M	108,561	3,396
PIKE,SHELLEY A	102,212	2,844
PILJEK,MATTHEW E	79,855	-
PILLER,KATALIN A	86,910	1,333
PILON,ALYSON M	90,177	-
PILON,ARMAND J	96,636	-
PILON,ASHLEE	87,473	-
PILON,CAROL D	82,771	-
PILON,MARCIA L	92,663	1,827
PILONPAYNE,MICHELE A	111,179	-
PILUDEN,JIMMY K	75,105	5,470
PIMBLE,ZOEY L	98,322	-
PIMENTA,SARAH	99,189	-
PINANGAT,LOURDES	120,888	-
PINCOHARTMAN,QUINN	100,645	-
PINEDOPEREZ,YADIRA L	85,402	-
PINEL,MICHAEL E	79,694	311
PINETTE,JENNIFER	92,808	151
PINFOLD,JOHANNA M	85,335	-
PINGOL,ALVIN S	91,698	-
PIOL,NORYETTE P	101,843	-
PIPER,KARI B	86,706	-
PIPES,ANDREA S	108,317	734
PIPPY,TERRY L	103,973	2,425
PIRIE,LINDSAY A	94,534	-
PIRIE,MARIA	84,360	-
PISTERZI,SEBASTIEN	111,638	174
PITRE,KRISTEN L	94,880	1,261
PITT,KYLIE A	98,635	62
PITT,MARIANNE	114,352	173
PITTROFF,KATERINA	112,836	-
PITTS,SHERRY D	81,533	583
PLAMONDON,CANDACE H	94,271	125
PLASWAY,BRUCE L	85,380	1,911
PLECAS,DANIEL BRETT	98,416	4,287
PLEDGER,CATHERINE A	91,175	599
PLEHANOV,KIRIL	91,253	1,175
PLISCHKE,RICHARD J	77,934	1,863
PLOUFFE,ALLAIN R	90,957	1,694
PLUSA,NICOLE	105,526	251
POCE,MELISSA L	97,511	-
POCKIAK,LORI M	120,473	42
PODDAR,BABITA	92,808	-
POELMAN,SUSAN K	75,231	-
POIRIER,CHRISTINA A	76,851	915
POIRIER,JULIE A	105,258	-
POIRIER,TARA L	77,823	-

Vancouver Island Health Authority

Schedule Showing Remuneration And Expenses Paid to or on behalf of Each Employee

For the Fiscal Year Ended March 31, 2023 (unaudited)

<b>Name</b>	<b>Remuneration</b>	<b>Expenses</b>
POIRIER,VALERIE A	113,140	2,168
POJOL,MICHAEL D	104,001	1,576
POLIC,JOCYLN	76,086	2,779
POLLES,JILL M	86,957	-
POLLEY,ADRIAN M	94,696	-
POLLITT,KATHERINE F	79,346	-
POLLOCK,RYAN W	97,721	60
POLLOCK,TARA E	117,245	391
POLONENKO,KERRY JUNE	87,487	-
POLOWICH,HANNAH CAITLIN	95,614	-
POLSON,TAMARA G	112,159	117
POLYSOU,DANIEL N	105,504	607
POLYWKAN,ALIX M	118,109	1,385
POLYWKAN,BRIAN J	85,227	245
PONCE,LARS J	80,564	3,646
PONDEVILLA,MARIAJOYCE	94,987	11,431
PONDEVILLA,TITO R	79,807	6,626
PONFERRADA,MARIFE C	95,312	-
POOLE,MARNIE	115,944	927
POOLE,MELANIE M	102,992	-
POOLE,SIERRA J	87,572	924
POPOWICH,COURTNEY L	98,603	-
PORLARES,LUCILLE V	87,912	8,676
PORTELANCE,KIMBERLY C	86,433	-
PORTEOUS,HAYLEY A	108,473	386
PORTEOUSMILLER,ERIN E	117,615	1,191
PORTER,ALISON L	98,311	-
PORTER,JENNIFER L	75,039	-
PORTER,JENNY	94,457	-
PORTER,KURTIS C	81,974	-
PORTER,LIEZL G	107,455	-
PORTER,MEREDITH C	110,950	5,663
PORTER,RHONDA N	122,369	783
PORTER,SARAH M	78,236	2,223
POSAVEC,MARGARETA	90,567	4,811
POTGIETER,JEANETTE	76,187	-
POTIER,DANIELLE	92,135	-
POTIUK,JENNIFER	104,746	-
POTTER,MATHEW	103,476	-
POTTER,NATHAN	105,033	21
POTTER,SHAUNA M	115,767	852
POTTRUFF,KIMBERLY L	96,768	629
POTVIN,GAIL C	75,989	-
POULES,ROY	110,580	-
POULIN,MARTIN E	132,185	641
POULIOT,NICHOLAS M	90,279	-
POURMALEK,SALOUMEH	96,387	383
POWELL,CARLIE	110,831	1,667
POWELL,ELIZABETH C	79,436	432

Vancouver Island Health Authority

Schedule Showing Remuneration And Expenses Paid to or on behalf of Each Employee

For the Fiscal Year Ended March 31, 2023 (unaudited)

<b>Name</b>	<b>Remuneration</b>	<b>Expenses</b>
POWELL,HOWARD T	78,874	1,142
POWELL,KRISTINA M	117,351	-
POWELL,LAURA A	76,455	-
POWELL,LYLE J	114,773	79
POWELL,SHERYL	90,674	-
POWELL,SYLVIA E	81,303	1,894
POWELL,WAYNE G	126,965	321
POWER,ALEXANDRA E	77,953	-
POWER,VICTORIA A	165,728	162
POWERS,LYDIA	75,591	1,718
PRABHU,AKHIL R	82,877	680
PRADO,MA KAYCE ANNE P	111,656	-
PRANGNELL,AMY L	88,150	1,402
PRASAD,KRISTIN N	89,380	68
PRASAD,MITCHELL	116,914	-
PRATT,LINDSAY J	92,459	-
PRATTIS,IAIN A	77,761	-
PREAR,IVY F	98,905	-
PREAR,SHANNON D	76,920	1,472
PREDIGER,CHRISTINA L	109,184	-
PREISSL,SARAH ANN	86,672	-
PRENDERGAST,ELLEN F	80,278	3,047
PRESCOTT,ALANNA K	111,176	-
PREST,BREANNA N	101,725	-
PRESTO,MARIENELLE Z	89,555	-
PRESTON,KELLY A	116,060	2,536
PRESTWICH,SARAH L	111,881	-
PREUSS,CRYSTA F	78,680	-
PRICE,EMMANUELLE V	83,571	1,048
PRICE,JASON G	123,253	-
PRICE,JULIE A	81,026	-
PRICE,ROBIN	75,123	11,492
PRICE,WALTER J	87,754	-
PRIDHAM,ALANNA C	105,102	-
PRIDHAM,EMILY	117,783	3,368
PRILL,MHAIRI	120,849	-
PRIMMETT,DENNIS R	113,633	-
PRIMROSE,MICHAEL W	76,330	117
PRINCE,KRISTY L	104,394	-
PRINGLE,NATALIE	76,898	-
PRINGLE,RACHEL A	88,016	779
PRINGLEMCALLISTER,JENNY	75,244	1,886
PRINZING,HEIDI E	78,811	-
PRITCHARD,CHRISTOPHER J	77,890	700
PRIZEMAN,ANDREA N	75,680	1,913
PROCTOR,JENNIFER E	89,405	24
PROCTOR,STUART I	79,941	652
PROKOPIW,WARREN S	76,042	95
PROSKOW,CYNTHIA J	102,792	-

Vancouver Island Health Authority

Schedule Showing Remuneration And Expenses Paid to or on behalf of Each Employee

For the Fiscal Year Ended March 31, 2023 (unaudited)

<b>Name</b>	<b>Remuneration</b>	<b>Expenses</b>
PROUD,RACHEL ELIZABETH	180,377	-
PROUDFOOT,JILLIAN R	110,077	658
PROUDLOVE,DARCI R	77,365	-
PROUDLOVE,LISA A	99,479	-
PROUT,LAURA K	97,341	2,055
PROWSE,ELIZABETH J	75,035	3,463
PROZNICK,AMANDA R	117,871	1,133
PRUDHOMME,SHAYLEE	76,932	-
PRUTTON,CHRISSEY R	126,785	3,488
PRZADA,MEGAN	111,067	2,846
PUCKETT,REBECCA T	86,477	-
PUCSEK,ELIZABETH L	82,569	-
PUCSEK,MATTHEW C	98,246	-
PUDDICOMBE,JENNIFER S	83,892	-
PUGH,DIANE E	91,911	-
PUNGENTE,HANNAH	81,964	-
PUNGENTE,MARA	105,490	3,784
PUREWAL,GURMINDER	152,935	-
PUREWAL,NEELUM KAUR	75,079	-
PURI,SHABNAM	75,246	218
PUSZKA,LAWRENCE	109,135	998
PYNN,BLAYNE P	80,194	-
QIU,YULUN	76,461	142
QUACH,JANE	90,232	-
QUACH,JUDY T	83,138	147
QUADRI,CHIARA	89,657	-
QUAIFE,BRYAN R	96,240	303
QUAIFE,CANDICE N	97,499	461
QUAIL,KRISTEN	83,619	-
QUAYLE,HEATHER E	99,618	-
QUESNEL,DEANNA L	80,448	-
QUEST,BRADEN A	88,869	283
QUIAMBAO,ROSARIO	104,343	-
QUIGG,COLIN B	86,833	-
QUIJENCIO,VICENTE M	111,816	-
QUINLAN,GILLIAN M	79,997	-
QUINLAN,KAITLYN E	87,608	-
QUINN,CLIFFORD	96,407	362
QUINN,HAILEY	119,427	-
QUINSAY,HEINRICK A	96,847	-
QUINT,DESIREE	86,236	-
QUINT,HEIDRUN	75,838	283
QUINTAL,SADIE MAE	112,814	2,363
QUINTO,EUGENE J	113,932	-
QUON,CUE	88,750	-
QURESHI,NAZLI	120,483	-
RAABE,JENNIFER J	104,410	-
RACE,DARRYL W	86,616	5,095
RACETTE,KIMBERLY L	90,760	-

Vancouver Island Health Authority

Schedule Showing Remuneration And Expenses Paid to or on behalf of Each Employee

For the Fiscal Year Ended March 31, 2023 (unaudited)

<b>Name</b>	<b>Remuneration</b>	<b>Expenses</b>
RACHWALSKI, LAURA N	93,184	-
RADFORD, MARNI L	117,412	3,898
RADIGAN, GREGORY G	84,924	-
RADONS, LEAH P	129,265	-
RADOS, DENNIS	75,676	-
RADZIUL, EMMA O	92,695	-
RADZIUL, JAMES E	132,222	1,677
RAFAEL, ANNA D	137,835	-
RAFAEL, JOHN R	113,835	464
RAFLA, AMANDA	94,017	-
RAFINKJELSON, RICHELLE	89,957	-
RAFTER, JENNA	96,793	-
RAGONOT, JOVANNI A	88,922	6,212
RAGUINDIN, ARCELY	102,252	1,823
RAH, NATE	110,783	-
RAHMAN, SAMIHA	75,204	502
RAI, ANEESHA	84,107	-
RAI, BALWINDER K	122,960	-
RAI, DARLENE T	103,323	-
RAIDT, DENISE H	89,432	-
RAIMONDO, JESSICA B	104,083	10,880
RAIRIE, SYDNEY	99,011	-
RALFS, ALEXANDRA M	95,132	-
RALPH, NATHAN	81,774	3,033
RALPH, TOD	79,762	1,038
RAM, MELANIE M	103,161	-
RAMILO, GLENDA R	107,311	-
RAMIREZ, GABRIEL	77,045	2,130
RAMIREZ, MARIDEL D	77,557	-
RAMOS, EMILIA O	123,251	1,942
RAMOS, MARYANN F	85,617	-
RAMOS, MELITON R	83,443	-
RAMOS, RONALYN	85,161	-
RAMOSCASTRO, MARGOT A	90,088	-
RAMPANEN, SONIA	106,623	-
RAMSAY, PETER L	115,826	355
RAMSAY, TRACEY L	98,226	-
RAMSEY, CHENOAH	82,953	-
RAMSEYWALL, TINA	96,316	-
RAMWELL, PAULA M	94,925	-
RANDALL, ALLISON	102,586	-
RANDALL, LISA M	91,996	-
RANDALL, SELAMAWIT S	89,969	-
RANDELL, EMMA	188,498	-
RANDHAWA, JOSIE	83,037	-
RANDHAWA, MAGGIE	78,075	616
RANDHAWA, MEGAN M	94,009	-
RANDHAWA, SANGEETA	93,334	-
RANDLE, NORA E	87,314	-

Vancouver Island Health Authority

Schedule Showing Remuneration And Expenses Paid to or on behalf of Each Employee

For the Fiscal Year Ended March 31, 2023 (unaudited)

<b>Name</b>	<b>Remuneration</b>	<b>Expenses</b>
RANFTAL,KATHRYN M	107,259	-
RANGER,JILLIAN L	98,539	-
RANKIN,DIANE P	89,546	478
RANKIN,PATRICIA M	106,519	2,697
RANNING,MELCHOR J	119,369	9,509
RANNS,BLAIR A	105,046	439
RANSFORD,CASSANDRA J	102,198	-
RANTUCCI,ANDREA L	119,400	1,111
RANU,MONITA K	77,067	4,387
RARDON,MAIA C	99,524	11,502
RARDON,PAMELA S	121,890	2,261
RASHEAD,MOHAMMAD	110,738	3,477
RASMUS,NATASHA L	98,238	462
RASMUSSEN,PAMELA A	113,795	1,062
RATCLIFF,APRIL A	127,345	154
RATHBUN,LEANNE E	95,632	-
RATHOR,SANDRA	198,378	-
RATZEL,TRACY A	87,234	-
RATZKA,LANCE C	93,290	1,169
RAUTENBACH,SHAYE	106,569	-
RAVEN,CATHERINE H	85,450	-
RAWA,KRISTY A	98,555	-
RAZBAN,HATSUHO	88,169	733
RAZON,LERMA C	102,604	11,452
REA,KIRSTEN P	92,295	-
READ,VANESSA C	103,834	3,033
READE,STEVEN L	87,475	3,928
READY,SUZANNE E	76,290	678
REAL,GLORIA	104,607	70
REAL,LYRA	110,733	-
REAL,OLIVIA M	115,376	-
REANEY,NATASHA	102,487	221
REAR,LIANNE L	109,746	187
REBAGLIATI,RICHARD	93,827	854
REBUDAN,TEODORA	85,997	-
REBULDELA,CHARISSE ANN R	157,993	-
REBULDELA,CLAIREANN	140,854	-
REDDING,ANN	117,748	-
REDEKOPP,CAROL J	90,290	1,900
REDPATH,JENNY M	91,706	298
REECE,MICHAEL A	168,699	4,166
REECE,TARAH A	124,441	4,611
REED,DENISE I	119,662	-
REED,JASMINE	106,158	-
REELIE,BRONWYN A	78,303	8,249
REESE,CHRISTINA V	120,656	-
REGMIKAPHLE,LAXMI	118,094	-
REHAUME,NATASHA S	79,824	-
REHMAN,ALYSSA	95,285	-

Vancouver Island Health Authority

Schedule Showing Remuneration And Expenses Paid to or on behalf of Each Employee

For the Fiscal Year Ended March 31, 2023 (unaudited)

<b>Name</b>	<b>Remuneration</b>	<b>Expenses</b>
REID,AMANDA H	85,780	300
REID,ANGELA N	107,254	2,559
REID,AUSTIN J	88,903	-
REID,CRYSTAL D	92,100	2,278
REID,DACIA	115,257	70
REID,ERIN M	103,944	291
REID,FAIRAHN S	96,805	941
REID,GORDON M	87,809	-
REID,KELLY S	153,295	1,538
REID,MEAGHAN	109,357	2,500
REID,SPENCER R	87,405	-
REID,STEPHANIE VANESSA	101,706	-
REIM,CATHERINE G	83,988	1,556
REIMER,COURTNEY P	94,950	-
REINSON,SUSAN M	99,591	-
REIS,JEFFREY W	85,437	11,688
REISER,DANIELLE	117,827	-
REITSMA,DIANA R	113,881	225
REMIGIO,JANELYN PASCUA	85,849	615
REMLINGTON,CHRISTY A	83,460	-
REMMER,SCOTT P	79,021	421
REMPPEL,STEPHANIE P	104,506	458
RENARD,JENNIFER L	162,758	4,776
RENDON,MARIANE	80,594	-
RENNIE,CAROLINE M	98,501	-
RENVILLE,KIYOMI I	106,169	1,039
RENYARD,AARON M	118,052	390
REPA,SARAH J	124,767	-
REUTHER,CHRYSTAL	141,510	200
REVAI,EUGENE	76,422	160
REVOY,SHELDON	78,910	-
REXMCKIEL,CARISSA	76,146	-
REYES,BALBINA M	100,454	-
REYES,BEULAH JANE	80,192	219
REYES,DIANA G	79,061	-
REYES,MARYROSE L	95,599	-
REYES,RUBY O	78,702	-
REYNEN,DEANNA	102,707	197
REYNOLDS,AARON R	78,020	-
REYNOLDS,ALEXANDRA L	116,261	106
REYNOLDS,JENNIFER J	79,375	-
REYNOLDS,PATRICIA R	104,941	-
RHOADES,DUNCAN	83,709	-
RHODES,AMBER DAWN M	110,150	1,464
RHODES,TREVOR	78,692	357
RICE,BRENDAN	130,877	-
RICE,CHRISTINA L	81,000	-
RICE,JENNIFER D	90,304	275
RICE,JENNIFER H	123,556	120



Vancouver Island Health Authority

Schedule Showing Remuneration And Expenses Paid to or on behalf of Each Employee

For the Fiscal Year Ended March 31, 2023 (unaudited)

<b>Name</b>	<b>Remuneration</b>	<b>Expenses</b>
RICE,LYNNE M	76,866	-
RICE,VICTORIA	76,498	1,050
RICH,IAN S	115,765	-
RICHARD,ERIKA C	101,490	276
RICHARDS,MATTHEW G	94,954	-
RICHARDSON,ALEXANDRA M	120,859	743
RICHARDSON,CERENA C	134,188	-
RICHARDSON,DAVID A	97,792	-
RICHARDSON,EMILY	84,549	-
RICHARDSON,JANICE M	83,812	-
RICHARDSON,JENNIFER A	103,768	720
RICHARDSON,KERRIS	108,146	-
RICHARDSON,PAMELA J	93,418	283
RICHARDSON,RACHEL L	77,000	-
RICHARDSON,SALLY C	97,158	11,525
RICHELHOFF,MURRAY	102,759	127
RICHMOND,LINDSAY L	92,339	-
RICHT,BJORN	95,173	5,060
RICHTER,STEPHANIE ANN	120,813	506
RICHTER,TERESA L	111,824	2,715
RIDDELL,DAVID SCOTT	79,769	5,612
RIDDLE,MICHELLE R	96,936	-
RIDENOUR,DINA A	91,635	29
RIDEOUT,SUSAN	86,400	4,969
RIDEWOOD,LOUISE A	86,171	3,585
RIDGWAY,SHERI D	106,682	1,055
RIDLEY,HANNA J	110,625	-
RIDYARD,EMMA L	88,619	2,681
RIECKEN,JENNIFER E	87,089	1,276
RIETEMA,BRENDA	115,984	1,819
RIFE,JOANNE E	77,972	-
RIGGS,CHRISTINE C	78,985	-
RIGOLLET,DONNA L	106,798	-
RIKLEY,CHERYL A	115,896	5,544
RILEY,KAREN	114,511	-
RILEY,MARK A	107,636	-
RILEY,MICHAYLA J	107,239	-
RIMANDO,NANCY G	91,161	9,037
RIMELL,JANE J	93,087	-
RINTALA,MEGAN D	90,728	3,288
RINTOUL,ELENA	76,384	-
RINZEMA,SONYA M	125,870	920
RIOPKA,BRANDON J	85,099	1,515
RIPPE,MELISSA	88,528	-
RIPPIN,NADINE H	92,070	72
RISK,LINDSAY A	108,983	728
RISPIN,SPENCER M	93,406	1,737
RITCHIE,ABBY	82,217	-
RITCHIE,CAITLIN S	112,352	3,967

Vancouver Island Health Authority

Schedule Showing Remuneration And Expenses Paid to or on behalf of Each Employee

For the Fiscal Year Ended March 31, 2023 (unaudited)

<b>Name</b>	<b>Remuneration</b>	<b>Expenses</b>
RITCHIE,LACY D	95,411	-
RITSKES,NOLANA C	112,691	-
RIVAS,ANA M	75,479	-
RIVERIN,MARYSIA N	79,276	795
RIVERSBOWERMAN,ANGELA	91,861	-
RIVINGTON,LISA M	107,949	-
RIVINGTON,VICTORIA	76,378	-
RIZZO,SORAYA J	77,625	564
ROA,OWEN D	120,217	1,614
ROBB,COLLEEN	93,614	43
ROBB,ERIN L	106,320	-
ROBB,HEATHER D	116,349	-
ROBB,SAMANTHA N	80,491	2,308
ROBERTS,ELIZABETH M	85,446	-
ROBERTS,JAMES M	235,285	-
ROBERTS,JOANNE P	115,072	3,184
ROBERTS,KELLY A	82,092	-
ROBERTS,MARK K	125,048	5,231
ROBERTS,MARY L	78,505	-
ROBERTS,PAMELA L	75,840	219
ROBERTS,TERRY D	80,789	84
ROBERTS,VICKI	87,018	-
ROBERTS,WENDY L	78,827	40
ROBERTSHAW,ADRIAN J	93,136	3,253
ROBERTSON,ALEXANDER J	85,764	-
ROBERTSON,CHRISTA L	88,460	-
ROBERTSON,CHRISTINE A	81,590	-
ROBERTSON,CLARA L	94,038	-
ROBERTSON,DANIELLE M	83,449	938
ROBERTSON,DAVID A	79,628	-
ROBERTSON,HOLLY E	90,956	161
ROBERTSON,KAYLA	75,513	-
ROBERTSON,KIMBERLEY A	83,667	1,095
ROBERTSON,LEANNE M	113,011	-
ROBERTSON,MIKAELA J	123,572	2,485
ROBERTSON,PAULINE N	90,666	870
ROBERTSON,SONYA	88,189	-
ROBERTSON,SONYA L	99,352	144
ROBERTSON,STANLEY S	104,283	-
ROBERTSON,STEPHANIE L	90,914	-
ROBERTSON,SUZANNE L	87,918	251
ROBERTSON,TAMARA L	79,482	2,429
ROBINSON,ANDREA D	114,706	1,240
ROBINSON,CONNIE T	92,676	-
ROBINSON,EMILY M	86,980	-
ROBINSON,JANICE G	122,844	3,011
ROBINSON,JESSICA E	78,305	-
ROBINSON,KATHERINE C	101,851	-
ROBINSON,LINDSAY J	105,693	531

Vancouver Island Health Authority

Schedule Showing Remuneration And Expenses Paid to or on behalf of Each Employee

For the Fiscal Year Ended March 31, 2023 (unaudited)

<b>Name</b>	<b>Remuneration</b>	<b>Expenses</b>
ROBINSON,NICOLE MEADOW	96,960	-
ROBINSON,SANDRA J	125,870	3,985
ROBINSON,SOPHIA L	105,756	-
ROBINSON,VINCENT J	81,180	693
ROBINSONMURRAY,STACEY L	124,421	2,683
ROBLES,ROMERICK C	132,067	466
ROBSON,DAYLIN N	89,762	3,257
ROBSON,ELLEN P	93,406	1,129
ROBSON,JENNIE L	116,779	1,658
ROBSON,MEAGAN	77,980	-
ROBSON,NICOLA C	77,905	-
ROCHE,BRANT W	75,100	-
ROCHELEAU,ALEXANDRA L	90,245	-
ROCHELEAU,HEATHER M	128,873	165
RODDAN,DARYL	94,759	-
RODGER,JENNIFER K	88,802	-
RODGER,SEAN L	87,301	87
RODGERS,SAMANTHA A	76,775	28
RODRIGO,BRYAN L	105,533	-
RODRIGUEZ,MARILYN C	75,963	3,056
ROE,LISA	134,878	-
ROGERS,CHELSEA R	125,679	-
ROGERS,CORINNE A	82,650	4,114
ROGERS,JULIA M	107,877	56
ROGERS,JULIE E	79,247	1,212
ROGERS,KIM R	110,175	-
ROGERS,KIRSTEN M	76,517	-
ROGERS,MARK J	119,995	120
ROGERS,MELYSSA GLADYS	135,661	-
ROGERS,PAMELA J	117,463	-
ROGERS,SHEILA M	120,728	120
ROGERS,SOREN LARK	102,183	-
ROHDE,JOSEFINA M	93,389	-
ROHNE,JENNIFER A	96,507	-
ROHR,AMY A	104,369	-
ROLLINS,JASE	89,835	156
ROLSTON,HEATHER L	81,340	-
ROLSTON,LEANNE E	88,237	966
ROMAGUERA,MARIANNE M	106,353	5,862
ROMAN,JULIE ANN	138,033	-
ROME,MERRELL H	98,400	-
ROMERIL,ELISABETH R	104,606	-
ROMERO,ANITA G	106,520	-
ROMITO,DARIO L	75,991	-
RONGVE,ANNEMARIE	110,952	-
RONNIE,LISA A	88,820	184
RONNINGEN,GWEN H	100,832	427
RONQUILLO,JASMIN R	121,865	-
ROOKYARD,STEVEN J	81,043	-

Vancouver Island Health Authority

Schedule Showing Remuneration And Expenses Paid to or on behalf of Each Employee

For the Fiscal Year Ended March 31, 2023 (unaudited)

<b>Name</b>	<b>Remuneration</b>	<b>Expenses</b>
ROOKYARD,TERRA S	96,705	-
ROON,LISA A	102,204	4,502
ROONEY,LOURDES J	94,341	864
ROOYAKKERSHILL,MICHELLE L	104,788	-
ROPER,AANDARRA G	92,227	2,313
ROQUE,CHARLOTTE	94,959	-
ROSARIO,GINA M	124,814	-
ROSARIO,JOSELITO P	143,455	-
ROSBURG,DANIELLE	87,425	-
ROSBOROUGH,AMY K	100,632	4,089
ROSCHE,AMY	85,903	-
ROSE,AMANDA J	86,911	-
ROSE,BRIAN C	105,044	-
ROSE,CARLI M	88,744	-
ROSE,DARLENE	92,997	3,736
ROSE,GEENA	80,632	11,762
ROSE,GLEN W	138,529	4,681
ROSE,HOWARD J	121,893	-
ROSE,KIMBERLY Y	85,433	223
ROSE,LENI A	77,155	13
ROSE,LYNDA F	110,444	635
ROSELL,DAUPHNE L	81,493	-
ROSEN,SARAH	90,357	-
ROSETE,JERALYN S	80,730	-
ROSS,AMY J	77,732	43
ROSS,BAILEY D	77,109	-
ROSS,BAILEY M	81,272	-
ROSS,BONNIE L	85,522	-
ROSS,DARCY D	123,267	3,625
ROSS,JENNIFER R	101,366	3,638
ROSS,KELSEA R	102,941	19
ROSS,LORNA J	94,747	631
ROSS,NINA J	90,547	-
ROSS,PENNY M	106,472	-
ROSS,SAMANTHA	76,613	-
ROSS,SANDRA D	82,053	-
ROSS,SEAN D	93,581	-
ROSS,SELINA M	89,414	2,225
ROSS,SUSAN	95,268	-
ROSS,TANIS	79,322	-
ROSSI,JALNA S	79,367	-
ROTINSKY,JANICE M	122,977	4,177
ROULSTON,CARA M	100,923	-
ROUSSEAU,PASCALE M	115,368	-
ROUSSELLE,CATHERINE A	112,876	2,952
ROUTLEY,KEVIN L	111,306	-
ROWAN,LISA M	135,771	559
ROWAND,LEANNE C	142,707	2,559
ROWAT,KIMBERLEY A	95,471	-

Vancouver Island Health Authority

Schedule Showing Remuneration And Expenses Paid to or on behalf of Each Employee

For the Fiscal Year Ended March 31, 2023 (unaudited)

<b>Name</b>	<b>Remuneration</b>	<b>Expenses</b>
ROWE,HILARY E	123,233	-
ROWE,RACHEL	116,843	-
ROWE,SANDRA	76,094	-
ROWLANDSHAGEMEYER,MELANIE	81,210	-
ROWLANDSON,ROBERT K	121,154	-
ROWLEY,GLADYS C	121,902	-
ROWSE, TIFFANY	113,811	-
ROY,AMELIA R	89,249	-
ROY,ELAINE	85,873	74
ROY,HILDAGARD V	104,238	-
ROYCROFT,AMANDA	95,033	-
ROYDS,KRISTINA L	77,863	1,668
ROZE,JORDAN W	86,854	167
RUBAN,NATHAN K	76,648	4,038
RUBIO,IVYLUCILLE V	76,547	-
RUCH,TAMI L	100,115	470
RUCKMAN,LEAH N	107,345	1,921
RUD,ALYSSA M	97,790	298
RUDOLF,DIANNE A	94,916	-
RUDOLPH,EMMA	93,404	3,763
RUDSON,TANJA	117,269	-
RUFF,BRAD J	106,246	-
RUFF,JORDANNE L	116,013	359
RUIS,MARIEL	93,425	-
RUIZ,MA DULCE C	99,255	-
RULLODA,CELESTE	92,750	-
RUMBALL,STACEY A	104,265	835
RUMBOLD,SANDRA M	84,141	302
RUMPEL,AMBERDAWNE	96,554	-
RUSATSI,SUSAN B	97,326	659
RUSSELL,ANDREA	111,524	81
RUSSELL,CASSIDY W	147,854	-
RUSSELL,GABRIELLE E	87,086	-
RUSSELL,GRIFFIN R	93,497	3,150
RUSSELL,LUNDIE	82,569	-
RUSSELL,TANYA L	80,486	-
RUSSETT,EDITH M	87,213	358
RUSTON,MEAGHAN	88,073	21
RUTHERFORD,ALECIA L	82,734	-
RUTLEDGE,AMANDA	91,557	-
RUYGROK,BRITTANY	99,131	-
RUYTER,DANIELLE M	127,391	-
RUZESKY,BRITNEY J	83,571	305
RYAN,CATHERINE M	136,487	867
RYAN,JAMES P	75,188	753
RYAN,KATIE	78,167	253
RYAN,PAMELA E	82,970	67
RYPER,TRACY	87,147	132
RYSTAD,XELA	105,581	2,539

Vancouver Island Health Authority

Schedule Showing Remuneration And Expenses Paid to or on behalf of Each Employee

For the Fiscal Year Ended March 31, 2023 (unaudited)

<b>Name</b>	<b>Remuneration</b>	<b>Expenses</b>
RZYSKI,RENATA	81,082	-
SAARE,DARREN P	101,510	281
SABACAN,ROSELLE K	83,885	1,236
SABADO,GERRY P	81,495	-
SABADO,ROXELLE	100,150	1,343
SABETIBOURKHEILI,SIAMAK	108,426	8,975
SABINE,LAUREN G	124,925	1,555
SABNALWILKES,OLIVIA T	87,994	248
SACULLES,CAROLINA G	167,887	-
SACULLES,JENNIFER G	145,457	-
SADEGHI,SHABNAM	106,344	-
SADHRA,LAURA A	76,167	-
SADLEMYER,ELIZABETH MICHE	121,126	324
SADLEMYER,JESSICA L	101,230	-
SAFFAREK,LISA M	137,632	747
SAGUIRER,CHRISTOPHER	78,905	-
SAHASRABUDHE,GAJANAN	127,607	2,151
SAHOTA,HARDEEP K	146,590	-
SAHOTA,NASHHATER KAUR N	360,973	-
SAIGEON,VERNON R	113,693	-
SAIGLE,JENNIFER L	121,898	-
SAINI,ARMINDER K	121,715	-
SAINI,RANDEEP	81,231	200
SAJADI,SAM	85,426	10,348
SAKAI,HIROKO	88,986	24
SAKMAN,ARMI S	132,230	3,169
SALAGA,HSIU Fang	77,558	1,023
SALAMANES,MARITES	96,707	-
SALEH,NASRIN	331,044	-
SALGADO,ANABELLE B	174,615	-
SALGADO,JONALYN J	87,283	5,283
SALIH,DINA	77,432	8,303
SALISBURY,SHAYLYN M	98,165	367
SALOMON,MARGIE P	106,286	6,470
SALSMAN,SHANNON T	104,779	-
SALT,APRIL L	98,199	108
SALT,DOUGLAS R	155,597	676
SALVADOR,RYANNA M	113,309	656
SALVAIL,LINDA	75,482	-
SALZL,SARAH E	222,729	-
SAMMS,ADAM D	105,294	-
SAMOTOWKA,LISA A	84,316	-
SAMOUKOVIC,ANA	88,394	-
SAMRA,GURJIT	111,233	-
SAMSON,MARIA L	98,834	-
SAMSON,MELISSA G	108,442	-
SAMSON,VICKI A	96,478	-
SANADO,MALOURDES A	118,662	-
SANCHEZ,BENEDICTARNOLD T	102,647	-

Vancouver Island Health Authority

Schedule Showing Remuneration And Expenses Paid to or on behalf of Each Employee

For the Fiscal Year Ended March 31, 2023 (unaudited)

<b>Name</b>	<b>Remuneration</b>	<b>Expenses</b>
SANCHEZ,CARLON	145,868	5,740
SANCHEZ,MARIBEL G	89,439	-
SANCHEZPEDROSO,ANITRA C	77,078	-
SANDAL,KAMALJIT K	86,119	-
SANDBERG,JENNIFER Y	88,247	-
SANDER,CARA R	82,017	-
SANDERS,STACEY E	111,009	-
SANDERSON,AMY S	114,828	1,227
SANDHU,MANJINDER K	77,769	-
SANDHU,RAJ	146,091	3,473
SANDOVAL,JONALYN A	84,420	-
SANDOVAL,RODERICK A	173,161	-
SANDRK,DEA ANNE T	98,902	-
SANFORD,CASSIDY A	101,901	709
SANGHA,KAMAL K	84,603	11,214
SANGHA,RAJINDER	106,128	868
SANGHERA,RAJINDER K	77,425	-
SANICO,GERLIENE P	120,966	-
SANJUAN,ARLENE C	141,049	-
SANJUAN,ZUZETTE C	85,660	-
SANSANO,ANTHONY C	109,381	5,484
SANTIAGO,EDGARDO B	90,308	-
SANTOS,MALAILANI R	79,299	10,573
SANTOS,MARIACRISTELA L	92,640	-
SANTOS,MARYJANE R	100,719	-
SANTOS,TERESITA D	219,764	-
SARA,VISHWANATH	94,560	-
SARACINI,JAMIE L	76,388	-
SARETSKY,CAROL A	87,185	-
SARKANY,ALLAN ROBERT	79,600	-
SARMIENTO,RHODORA V	111,723	-
SAROYA,GAGANDEEP K	92,821	-
SAROYA,HARMANJIT K	213,662	-
SAROYA,KAMALPREET K	103,960	228
SASI,TANYA M	94,760	861
SATCEWEMONONE,WATCHARIN	169,122	-
SATISH,ANNIS	102,259	-
SATTERTHWAITE,TERESA L	91,110	-
SAUK,MICHELLE A	111,004	288
SAUNDERS,ELIZABETH	115,177	2,000
SAUNDERS,KELLY A	91,635	-
SAUNDERS,LINDA R	105,773	3,452
SAUNDERS,SHELLY	79,711	-
SAUNDERS,STEVEN A	101,868	-
SAUNDERS,WILLIAM	99,179	-
SAUNIER,CATHERINE A	110,490	-
SAUSER,KEESHA N	78,635	-
SAUVAGEAU,SERGE J	76,628	114
SAVEGNAGO,DONNA M	112,549	30

Vancouver Island Health Authority

Schedule Showing Remuneration And Expenses Paid to or on behalf of Each Employee

For the Fiscal Year Ended March 31, 2023 (unaudited)

<b>Name</b>	<b>Remuneration</b>	<b>Expenses</b>
SAVERY,DEBBRA R	77,440	-
SAVIDANT,SARAH R	114,887	945
SAVIEN,AMANDA M	98,753	-
SAVILLE,CONSTANCE L	99,534	-
SAVRTKA,JANET L	102,721	22
SAWATZKY,DARIUS D	126,116	191
SAWATZKY,KATHERINE	98,068	-
SAWCHUCK,DIANE	120,440	3,753
SAWCHYN,JODY A	106,113	466
SAY,BRYAN M	132,354	1,083
SAY,DAVID A	89,967	-
SBOTOFRANKENSTEIN,UTA N	89,942	368
SCAIFE,SHELLEY A	105,987	-
SCALES,TIANDRA Y	80,847	-
SCARISBRICK,SHANNON E	115,642	644
SCARPINO,RACHEL G	86,393	-
SCHACTMAN,ALISSA J	112,813	123
SCHAEFER,JOEL	131,411	165
SCHAEFER,WHITNEY	82,785	2,412
SCHAFERBLOOD,KRISTY	122,794	638
SCHAFF,BAILEY A	98,902	-
SCHAFFER,CATHY	81,535	-
SCHAU,TORBEN	106,937	788
SCHEIBEL,LANDIS L	105,211	354
SCHELL,ANNE MARIE	110,929	-
SCHELLENBERG,AMY E	80,847	399
SCHELLENBERG,MATTHEW A	94,376	437
SCHELLENBERG,SANDRINE J	125,171	-
SCHELLENBERG,TINA R	183,980	116
SCHELLINCK,VANESSA D	100,298	1,358
SCHICCHI,MARTIN W	83,364	1,051
SCHICK,SAVANNAH R	108,888	1,215
SCHIEBEL,BRYCE	77,446	-
SCHIEBEL,KIMBERLY A	102,718	-
SCHILL,SABINE B	92,657	45
SCHILLING,CHRISTINE M	104,702	142
SCHLAGINTWEIT,SUNNY	151,946	-
SCHLEEDE,TREVOR L	93,223	1,366
SCHLUSCHEN,JOHANA J	99,891	-
SCHMID,SHERRI M	137,313	-
SCHMIDT,CINDY L	76,932	3,850
SCHMIDT,CURTIS G	91,460	90
SCHMIDT,DENISE M	89,349	36
SCHMIDT,GEORGE C	126,834	-
SCHMIDT,JULIA P	75,831	-
SCHMIDT,LAURIE A	111,399	395
SCHMIDT,LESLEYANN M	97,536	2,564
SCHMIDT,SHEILA J	122,036	-
SCHMIDT,SUSAN A	89,936	984



Vancouver Island Health Authority

Schedule Showing Remuneration And Expenses Paid to or on behalf of Each Employee

For the Fiscal Year Ended March 31, 2023 (unaudited)

<b>Name</b>	<b>Remuneration</b>	<b>Expenses</b>
SCHMITKE,SHAUNALEE M	95,999	-
SCHNARR,KRISTINA S	102,774	-
SCHNEIDER,MARISA	86,466	-
SCHNEIDER,REBECCA	115,938	-
SCHNETZLER,DANIEL M	105,519	-
SCHOEPP,KARL G	86,696	388
SCHOFFER,GERALDINE L	114,449	-
SCHOFIELD,LISA M	81,350	1,670
SCHOFIELD,RANDILEIGH S	94,794	-
SCHON,LAURA L	81,797	-
SCHON,VICTORIA E	101,311	30
SCHRADER,DANE E	99,619	211
SCHRAM,BRIDGETTE M	87,634	-
SCHREIBER,HOPE E	146,523	5,005
SCHREIBER,KAILYN R	77,856	-
SCHREYER,CORY A	82,058	866
SCHRIVER,ORRYAN K	112,590	530
SCHROEDER,ADRIANE L	77,242	-
SCHROETER,BRITTNY J	87,460	141
SCHUBERT,KELLY R	77,161	24
SCHUCKEL,ROBERT C	156,367	3,775
SCHUHMANN,ASHLEY J	91,173	256
SCHULTZ,BRYAN J	135,035	1,094
SCHULTZ,VALERIE A	118,429	3
SCHULZ,MAIA A	93,633	2,772
SCHUMACHER,KURTIS	75,525	-
SCHUSTER,LORI M	120,609	-
SCHVARZMAN,EVGENI	114,443	-
SCHWAB,LEANNE	81,121	290
SCHWAN,GLYNNIS M	82,909	1,041
SCHWARTZ,ERIN M	105,579	137
SCHWARTZ,MAGDA Z	100,373	3,978
SCHWARTZ,MEL	90,359	5,592
SCHYF,ALAN	104,099	-
SCOBIE,WILLIAM C	113,222	-
SCOTT,ANJA M	82,882	2,928
SCOTT,CEAJAY	75,597	283
SCOTT,CORAL D	95,462	23
SCOTT,COURTENAY J	75,392	-
SCOTT,DONALD STEWART	114,034	-
SCOTT,JACQUELINE B	82,707	1,115
SCOTT,JAMES M	86,262	1,093
SCOTT,JODIE M	101,271	-
SCOTT,JOHANNA M	75,116	582
SCOTT,KATHLEEN A	112,435	116
SCOTT,KEVIN W	76,627	-
SCOTT,KIMBERLY D	99,866	-
SCOTT,KRISTA L	95,019	132
SCOTT,LINUS	89,665	472

Vancouver Island Health Authority

Schedule Showing Remuneration And Expenses Paid to or on behalf of Each Employee

For the Fiscal Year Ended March 31, 2023 (unaudited)

<b>Name</b>	<b>Remuneration</b>	<b>Expenses</b>
SCOTT,LISA ANN	77,298	303
SCOTT,MYA	96,970	838
SCOTT,TRACIE L	86,333	-
SCOTTKERR,VANESSA R	104,656	-
SCOTTMONCRIEFF,MARY KATE	92,505	-
SCOW,CARLA K	98,250	90
SCOZZAFAVA,DENISE	123,434	-
SCRIVENS,BRENT M	105,468	882
SCRUTON,ANDREW T	120,336	-
SCRUTON,HOLLY L	88,434	4,701
SCRUTON,JENNIFER	109,028	-
SCYRUP,ALLISON J	145,345	-
SEAGRIS,CORY M	118,714	-
SEAL,ALICE L	104,376	-
SEALE,LIANNA M	94,559	-
SEARLE,CYNTHIA L	78,012	-
SEARLE,JULIA	77,800	-
SEARS,EMILY M	86,111	1,820
SEBESTOVA,KATARINA	110,777	-
SEBOLLEROS,JOVITORUEL J	94,711	-
SEDGWICK,DYLAN M	75,293	1,269
SEELEY,ALEXANDRA N	110,161	-
SEELEY,CHRISTINA M	82,438	-
SEELIGER,SHERALEE J	79,427	-
SEGINOWICH,VICKEY L	84,540	-
SEGUI,CARLOS R	88,987	50
SEITZ,TIA D	75,787	132
SEKHA,BANDHNA	97,812	394
SEKORA,REBECCA R	103,017	1,392
SEMKIW,JAMES B	79,407	-
SENE,FLORENCE M	110,683	-
SENFT,LEODINA R	87,658	-
SENKO,KELLY L	126,478	-
SEPILLOS,CHARIEBELLE	106,871	6,779
SERAGELDIN,SHAHADAH	84,956	1,799
SEREDA,ABBY	76,159	-
SEREDA,RUSSELL S	125,521	-
SERGEANT,WENDY A	92,725	-
SERL,RICHARD A	91,931	240
SERRANOTREJO,MARTHA C	92,768	-
SERVICE,CRAIG	81,318	171
SESTAK,SIOBHAN	97,474	46
SETH,RIDDHI V	85,906	-
SEVENHUYSEN,LISA C	85,939	2,356
SEVERIDE,JENNIFER M	77,449	1,097
SEVERS,AARON	79,499	146
SEVILLO,ROXANNE	104,986	-
SEWARD,KASSITY H	97,244	8,280
SEXTON,CLIFF J	99,756	-

Vancouver Island Health Authority

Schedule Showing Remuneration And Expenses Paid to or on behalf of Each Employee

For the Fiscal Year Ended March 31, 2023 (unaudited)

<b>Name</b>	<b>Remuneration</b>	<b>Expenses</b>
SEYMOUR,ANITA M	94,803	6,000
SHABANOVA,MARGARITA	102,689	1,881
SHAFFER,CAROLYN R	84,369	823
SHAHEED,MAHMOUD	115,102	18
SHAHI,JASVINDER K	132,613	-
SHALABY,NESRINE	76,507	4,456
SHAMSHIRI,AFSHIN	103,492	-
SHANDLEY,PATRICK C	83,757	92
SHANEMAN,AIMEE D	95,608	3,688
SHANIJOHN,ANI B	183,402	-
SHANNON,SANDRA R	107,705	-
SHANTZ,CHRISTINE H	96,785	-
SHANTZ,STEPHANIE E	88,399	-
SHARMA,CHANCHAL D	127,561	-
SHARMA,DEVANSH	94,515	-
SHARMA,DIVYA	78,076	308
SHARMA,HARI K	83,039	1,299
SHARMA,HITENDER	107,347	-
SHARMA,LOKESH	120,327	25
SHARMA,MELANIE K	103,094	646
SHARMA,MONIKA	118,252	-
SHARMA,PARVEEN	106,020	-
SHARMA,ROBY K	100,902	4,140
SHARP,ERICA M	103,904	299
SHARP,KELLY M	130,640	961
SHARPE,ALYSHA N	87,893	312
SHARRETT,BRADLEY E	107,791	316
SHAUER,BELINDA G	87,719	-
SHAVER,VALERIE A	79,286	1,996
SHAW,CARLEE F	76,685	488
SHAW,CRAIG D	84,952	-
SHAW,DARCI	102,311	-
SHAW,EMILY M	75,113	-
SHAW,JENNIFER E	75,258	1,534
SHAW,LAURA M	96,450	-
SHAW,SARAH E	152,657	8,914
SHAW,TAYLOR D	92,102	-
SHAYEGINICK,LILY	93,835	619
SHEA,NICOLE	78,699	-
SHEBIB,KARA L	104,266	669
SHEEHAN,PATRICIA L	115,063	-
SHEFFIELD,TIM C	86,724	-
SHEIKHI,MARYAM	79,623	600
SHELIN,ANDREW N	97,395	4,989
SHELLEN,JAN D	91,079	841
SHELWELL,SUSANNE P	137,471	245
SHEMILT,CAROLYN N	95,138	1,353
SHEN,YUE	94,318	148
SHENG,XIANG	83,551	-

Vancouver Island Health Authority

Schedule Showing Remuneration And Expenses Paid to or on behalf of Each Employee

For the Fiscal Year Ended March 31, 2023 (unaudited)

<b>Name</b>	<b>Remuneration</b>	<b>Expenses</b>
SHEPHERD,DIANE	137,278	3,015
SHEPPE,AUTUMN	95,108	227
SHERGILL,SANDIP K	96,678	2,272
SHERIDAN,SARAH A	131,951	353
SHERMAK,SHERYL L	80,736	439
SHERMAN,BETHANY E	113,236	-
SHERMAN,MONIQUE N	113,467	933
SHERWOOD,NICOLE K	109,844	-
SHEWCHUK,ANDREW	115,658	292
SHI,JINXIU S	136,102	-
SHI,LEI	85,821	219
SHI,SHAOLIANG	81,342	-
SHI,YU	139,791	-
SHIELDS,DEBORAH J	76,047	197
SHIELDS,KIMBERLY A	94,247	-
SHIELDS,LYNDSEY L	80,873	1,275
SHIELLS,HEATHER I	100,026	1,385
SHIELS,LAUREN M	100,952	-
SHIFA,ASMANUR	118,675	-
SHILSON,KEN G	82,169	-
SHIMURA,YOSHIE	93,553	782
SHINOMURA,CAROLINE	134,692	-
SHINSKI,BLAIR J	112,104	-
SHIPWAY,KIRSTEN	125,210	-
SHOEMAKER,LAUREN C	97,158	-
SHOLSETH,CAROLINE E	92,148	1,176
SHOOK,SANDRA M	145,828	-
SHOOP,ANDREA L	82,257	-
SHORROCK,JENNIFER L	90,987	-
SHORT,MARISA L	92,293	1,542
SHOTT,LIANE F	75,091	-
SHRIMPTON,RYAN B	119,727	231
SHUFELT,KAREN E	113,703	1,786
SHUM,ANDREW	89,511	-
SHUM,BILL	126,379	-
SHUTE,KAREN E	107,841	-
SHUTE,MARTHA E	81,529	-
SHYPITKA,ELISE	78,047	-
SIANOSA,CHERRYMAY	80,455	-
SIARZA,TERESITA D	78,569	4,388
SIATECKI,LISA D	104,982	-
SICANGCO,NORWILL	173,872	-
SIDHU,AMANDEEP K	90,915	-
SIDHU,HARPREET K	88,306	-
SIDHU,KIRRENDEEP K	85,493	-
SIDHU,MANDEEP K	104,258	-
SIDHU,SUKHJINDER	117,619	-
SIDORCHUK,RYAN R	92,918	3,027
SIDWELL,BRENDA L	87,365	-

Vancouver Island Health Authority

Schedule Showing Remuneration And Expenses Paid to or on behalf of Each Employee

For the Fiscal Year Ended March 31, 2023 (unaudited)

<b>Name</b>	<b>Remuneration</b>	<b>Expenses</b>
SIELICKI,JAMES	100,000	-
SIEMENS,BRIA	85,934	541
SIEMENS,JOHN R	80,191	-
SIEMENS,KYRA	102,729	-
SIGURDSON,AMANDA	75,737	-
SIHOTA,NINA	84,135	528
SILK,LINCOLN E	102,179	-
SILLA,ELSHADAI A	86,517	-
SILLEM,HELIA S	132,709	2,162
SILVER,ROSIE J	85,440	-
SILVESTER,ALEXANDRA A	121,960	260
SIMARD,ALISON K	99,883	1,584
SIMCOE,SHANYN	94,282	2,581
SIMEONOVA,MARINA T	113,148	992
SIMM,CASSIE J	82,841	-
SIMMONS,JAMES G	95,412	-
SIMMS,REBECCA L	75,489	193
SIMO,SUSAN C	105,253	-
SIMON,CHRISTIE L	127,672	5,974
SIMON,CHRISTINA A	84,766	2,955
SIMON,JOSEPH D	88,854	55
SIMONETTA,RACHEL R	92,114	-
SIMONIANKORDOLIA,SELINA	86,960	-
SIMONS,VIVIEN A	171,322	123
SIMONSON,MARGARET LYNN	90,359	-
SIMPAS,MERCELITA F	87,571	-
SIMPER,DARLENE	78,922	4,891
SIMPER,DARLENE G	90,769	117
SIMPSON,BRIANSCOTT	99,915	-
SIMPSON,CARMEN M	88,752	390
SIMPSON,COENRAAD C	108,322	-
SIMPSON,JODY A	103,079	1,533
SIMPSON,OWEN	77,880	1,248
SIMPSON,REBECCA A	89,467	-
SIMPSON,RYAN	84,390	528
SIMS,JESSICA M	80,461	-
SIMS,JILLIAN	109,174	-
SIMS,MEAGAN B	80,954	-
SINCLAIR,ALANA	107,005	59
SINCLAIR,TRICIA L	126,714	7,881
SINDING,JUSTIN	91,460	5,460
SINGBEIL,CAITLIN C	100,498	244
SINGH,DALEEP	79,142	-
SINGH,JAISIMRAN	101,218	1,850
SINGH,ROSHNI M	130,229	32
SINGH,SAKSHI	82,774	913
SINGH,SANJAY K	91,040	43
SINGH,VARINDER	130,012	63
SINGLETON,KERRY D	115,580	-

Vancouver Island Health Authority

Schedule Showing Remuneration And Expenses Paid to or on behalf of Each Employee

For the Fiscal Year Ended March 31, 2023 (unaudited)

<b>Name</b>	<b>Remuneration</b>	<b>Expenses</b>
SINGLETON,MICHELLE D	106,091	149
SINNOTT,JAYSON M	100,966	1,215
SINNOTT,LAUREN C	95,337	805
SINOSKI,SHEENA L	102,509	390
SIOJO,MARY JANE T	94,510	-
SIPPEL,JOSEPH F	96,289	-
SIPPEL,KATHERINE D	91,605	7,500
SIPRINE,DAUNIZA	85,510	-
SIRKIA,SHIRLEY A	90,663	453
SITKO,NOREEN E	111,234	-
SITU,KEN	119,730	-
SIU,FIONA	76,427	-
SIVAKUMAR,GEETHA	95,966	-
SJODIN,TRACEY A	85,939	3,227
SKAAR,KIMBERLY	86,962	-
SKAKUN,TREVOR J	77,471	-
SKEELES,SONYA C	110,791	-
SKELDING,LINSAY A	97,263	336
SKETCHLEY,DEBORAH L	101,013	-
SKILLINGS,SPENCER J	76,572	915
SKINNER,MIRIAM	104,841	266
SKINNER,TRINA C	113,284	-
SKINNIDER,KATHLEEN	106,739	-
SKINNIDER,SHEILA A	81,952	-
SKOREK,ROSARIO T	135,393	13,986
SKYE,KATHRYN	78,223	2,217
SLAMET,DAN L	130,382	1,891
SLATER,JUSTIN L	81,803	-
SLATER,KRISTIN K	81,526	-
SLAUENWHITE,JILL E	90,147	1,498
SLAVICA,ELIZABETH LIZA M	89,395	6,689
SLEMKO,STEPHEN V	80,739	1,481
SLOAN,ERIN C	97,559	-
SLOOTWEG,MADELINE P	88,131	-
SLOTIUK,JANINE K	92,110	-
SMALE,NICOLE L	143,288	-
SMALL,JULIANNA	89,384	-
SMART,EILEEN C	110,612	-
SMELTZER,REBECCA MEGHANN	127,955	64
SMELTZER,VAUGHN F	82,337	1,455
SMIENK,KYLA	75,583	276
SMIGIELSKI,KATHERINE L	82,912	199
SMIT,AMELIA	75,986	78
SMITH,ALISON E	75,161	-
SMITH,ANNE B	149,635	-
SMITH,CARLY L	79,774	-
SMITH,CHERYL G	93,305	-
SMITH,GRAHAM R	80,510	-
SMITH,HELEN B	81,749	-

Vancouver Island Health Authority

Schedule Showing Remuneration And Expenses Paid to or on behalf of Each Employee

For the Fiscal Year Ended March 31, 2023 (unaudited)

<b>Name</b>	<b>Remuneration</b>	<b>Expenses</b>
SMITH,HILARY C	93,852	-
SMITH,IAN P	75,558	-
SMITH,JENNIFER D	110,191	601
SMITH,KAILA N	95,157	713
SMITH,KAITLYN R	85,500	-
SMITH,KEVIN N	85,203	-
SMITH,LISA GAY	107,980	229
SMITH,LISA J	119,881	-
SMITH,LYNNDA D	111,697	732
SMITH,MARYJEAN	87,412	629
SMITH,NICOLE	111,027	-
SMITH,PATRICIA M	75,195	781
SMITH,REGINALD E	156,609	3,556
SMITH,RUSSELL E	106,148	-
SMITH,SHELLEY J	81,694	-
SMITH,SHERYL G	94,640	-
SMITH,SPENCER R	84,981	-
SMITH,STEVEN S	82,034	84
SMITH,SUSAN M	76,769	-
SMITH,TONY J	107,329	46
SMITHSON,BRIANNA R	97,274	327
SMOLSKI,YOJO	90,356	1,211
SMYTH,JENNIFER A	91,033	1,929
SNOBELEN,SHERRY A	78,262	-
SNOOK,RHONDA L	109,768	-
SNOWBALL,CHERYL A	146,187	-
SNOWIE,JANICE E	100,131	-
SNYDER,CARLA J	109,172	931
SNYDER,CHANTAL D	81,810	-
SNYDER,DIANE M	78,510	-
SNYDER,HOLLY V	104,665	-
SO,KEVIN A	107,281	78
SO,STACY L	106,102	-
SODERMAN,MELANIE M	85,532	1,130
SOGGE,TIA A	125,246	30
SOGOMONIAN,VICTORIA	110,376	-
SOHI,HARDEV	132,079	-
SOJONKY,MISHA E	96,745	-
SOKOL,BOGDAN	154,349	337
SOLANO,VERIOSKA C	100,835	-
SOLDAN,ANGELENE M	95,283	-
SOLLAZZO,MARION J	127,821	3,235
SOLON,MANFRED C	89,737	-
SOLTYS,KENT L	110,365	2,679
SOMARATNA,MUDITHA	79,549	-
SOMERS,BONNIE M	123,070	-
SOMERS,TRINA N	82,335	581
SOMERVILLE,MEGAN J	120,249	2,285
SOMERVILLE,SANDRA L	86,325	-

Vancouver Island Health Authority

Schedule Showing Remuneration And Expenses Paid to or on behalf of Each Employee

For the Fiscal Year Ended March 31, 2023 (unaudited)

<b>Name</b>	<b>Remuneration</b>	<b>Expenses</b>
SOMOGYVARI,EMESE	85,265	24
SON,GAYEON	114,614	-
SONNENBURG,MIA D	78,251	1,671
SOO,SHERRON J	86,983	-
SOON,MINERVA	93,967	-
SOPER,GLYNIS A	142,684	159
SOPOW,PAUL B	124,789	-
SORDI,JACQUELINE C	76,060	-
SORENSEN,BREANNA	96,805	2,935
SORENSEN,LIANA M	87,452	-
SORENSEN,ROBERT A	125,954	-
SORGIOVANNI,CHRISTINE	88,646	-
SORIANO,FEBELYN	158,608	-
SOUCHUCK,AMY D	122,331	-
SOUCY,JENNIFER D	78,474	2,101
SOUKUP,LYDIA	86,211	-
SOUSA,JULIE L	80,639	-
SOUTAR,KATE	99,888	-
SOUTHWARD,JULIE K	87,882	3,297
SOUTHWELL,KARRIE M	98,811	-
SOWA,STACEY M	83,443	2,371
SPAFFORD,MIRANDA R	75,863	-
SPALTEHOLZ,MARIANNE M	93,913	-
SPANIER,RACHEL M	84,943	-
SPAVEN,HEATHER C	81,405	2,875
SPAYNE,SYLVIA M	96,767	-
SPECK,NIKITA R	77,906	-
SPECKERT,MARLENE	99,843	-
SPEED,KRISTAL D	143,474	2,355
SPEERS,JULIE K	113,129	1,372
SPELLACY,LISA K	79,317	-
SPENCE,SAMANTHA A	154,562	41
SPENCE,SYLVIA L	108,159	-
SPENCER,BRIAN C	82,470	2,356
SPENCER,DONNA M	117,138	-
SPENCER,GABRIELLE	79,537	-
SPENCER,KATHRYN L	79,743	1,368
SPENCER,LAVERNE L	88,583	245
SPERKA,MICHAL	105,941	-
SPICER,MARY DIANE	86,323	-
SPIERS,DAVID C	96,935	-
SPIERS,JENNIFER ESTATE OF	98,760	288
SPINA,SEAN P	146,331	9,318
SPINA,SHELLY L	110,441	-
SPINDOR,LISA M	117,361	-
SPINNEY,STEPHANIE A	107,452	-
SPONAUGLE,DAVID	77,768	2,983
SPOOR,CHRISTOPHER K	114,192	3,100
SPOTSWOOD,TRACEY	86,637	-



Vancouver Island Health Authority

Schedule Showing Remuneration And Expenses Paid to or on behalf of Each Employee

For the Fiscal Year Ended March 31, 2023 (unaudited)

<b>Name</b>	<b>Remuneration</b>	<b>Expenses</b>
SPRATT,DUSTIN L	86,845	-
SPRAY,JACQUELINE D	85,054	-
SPRING,JENNIFER A	81,029	1,733
SPROUT,STEPHANIE M	107,017	-
SPURRELL,BRITTANY S	76,611	420
SPYKER,JADE M	91,426	-
SQUIRE,LESLIE	95,335	6,435
SQUIRE,TIANNA N	95,050	-
SQUIRES,MARNIE D	98,715	-
SRAW,AMAN	101,908	-
STABLES,ALLISON D	111,305	-
STACESMITH,DANICAANNE	86,699	-
STACEY,HOLLY A	96,404	-
STACEY,JUSTINE M	77,925	-
STACEY,LAUREN	86,755	13
STACK,MELANIE	138,025	13,527
STACK,MORGAN F	107,751	-
STADLER,JENNY	97,142	5,741
STAFFORD,CATHERINE M	114,431	-
STAFFORD,COLBY M	124,377	3,145
STAGER,BRENDA J	117,286	50
STAHLEY,JENNIFER L	86,142	1,210
STAIKOS,DESPINA	108,121	-
STALBERG,TERRI L	97,326	-
STALKER,SHAWN L	106,252	-
STAMM,KRISTI ANNA	96,858	-
STAMOUR,SHELBY C	110,070	2,594
STAMPER,DUNCAN J	112,929	1,829
STANKOV,NICOLA A	99,884	446
STANLEY,DEREK D	81,020	-
STANLEY,JILLIAN	84,192	-
STANLEY,PAUL J	82,826	1,833
STANWICK,RICHARD S	267,698	-
STAPLES,KELSEY M	106,384	-
STAR,CRYSTAL D	112,438	-
STARBUCK,CHARITY R	83,110	-
STARCK,DEBRA L	106,629	-
STARK,GREGORY T	132,734	208
STARK,MONICA L	85,084	48
STARK,SARAH J	120,131	-
STARKE,BRONWEN C	76,132	-
STARNAULT,KRISTY L	96,308	-
STARR,JESSICA	85,497	-
STAUBREY,MAGGIE A	80,368	-
STAUCH,ANGELA M	94,533	-
STCYR,SARAH D	90,792	4,604
STECKO,JOANNE M	108,462	-
STEDMON,LESLEY A	78,047	2,507
STEED,LAUREL C	80,747	1,893

Vancouver Island Health Authority

Schedule Showing Remuneration And Expenses Paid to or on behalf of Each Employee

For the Fiscal Year Ended March 31, 2023 (unaudited)

<b>Name</b>	<b>Remuneration</b>	<b>Expenses</b>
STEEL,ANTHONY P	111,326	-
STEEL,JULIA N	87,035	-
STEELE,ALEXANDRA	87,136	818
STEELE,CAROLE Y	88,205	42
STEELE,DYLAN A	99,472	-
STEELE,JENNIFER E	88,545	-
STEELE,JULIA M	91,406	515
STEEVES,CHANTEL L	87,630	-
STEFANI,CRISTINA	107,109	95
STEFEK,ELZBIETA	80,113	-
STEFFENSEN,ANGELLA L	81,784	-
STEFIUK,KAJSA	95,303	-
STEIN,ERIK	89,038	-
STEIN,SAMANTHA C	91,176	-
STEIN,SHAYLA	81,990	6,161
STEINBART,ALISON	95,016	2,072
STEINKE,REBECCA L	81,338	-
STEINWANDT,JOSEPH	76,673	-
STEELEA,CARMEN M	82,565	40
STEELEA,DANIEL	124,858	24
STEPHEN,BOYD A	77,221	291
STEPHENS,PHILLIP A	76,404	-
STEPHENSON,KAREN	76,807	18
STEPP,LEANNE M	88,125	1,090
STERN,SHERIDAN E	78,555	464
STERPIN,CHRISTINE A	85,980	-
STEVEN,SERENA D	75,722	-
STEVENS,DAKOTA R	87,031	-
STEVENS,JEFFREY R	105,581	373
STEVENS,MICHAEL J	92,492	2,000
STEVENS,TYLER A	83,879	24
STEVENSON,GEOFFREY T	81,882	1,466
STEVENSON,JAANA K	101,283	-
STEVENSON,LINDSAY E	90,541	-
STEVENSON,LORI	78,502	3,371
STEVENSON,MADISON	79,048	1,968
STEVENSON,MONICA	100,937	1,663
STEWART,CARMEN J	94,767	-
STEWART,CHRISTIE S	137,297	-
STEWART,CINDY	112,742	-
STEWART,ERIKA M	83,256	341
STEWART,ETHAN	86,531	-
STEWART,HAILEY A	90,865	-
STEWART,IAN D	85,683	300
STEWART,JAMIE A	97,274	18,833
STEWART,JEANNA M	112,709	-
STEWART,KRISTINA	103,987	-
STEWART,LYNNMICHELLE M	113,381	931
STEWART,MEGHAN T	99,819	-

Vancouver Island Health Authority

Schedule Showing Remuneration And Expenses Paid to or on behalf of Each Employee

For the Fiscal Year Ended March 31, 2023 (unaudited)

<b>Name</b>	<b>Remuneration</b>	<b>Expenses</b>
STEWART,RACHEL E	116,146	840
STITT,TIPKAMON	76,893	-
STIVEN,LOIS M	76,445	374
STJEPANOVIC,PAULA A	145,962	3,399
STJOHN,SUSAN L	112,909	710
STLAURENT,LAURA L	104,307	-
STMARSEILLE,SALLY M	77,211	-
STOBBE,VINCENT S	120,435	1,010
STOBO,KATHY D	162,473	-
STOCKALL,JENNINE L	88,488	3,000
STOCKAND,SAMANTHA B	104,057	1,492
STOCKDILL,CLAIRE E	121,299	4,068
STOCKLEY,ERIN T	89,509	1,210
STOKES,JENNIFER	103,196	1,857
STOKES,LANA J	92,663	4,434
STOKES,LEEANNE D	128,201	-
STOKOE,JANINE M	113,030	-
STOLL,MICHELLE M	87,803	5,195
STOLLER,PAULA K	89,962	283
STONE,ELIZABETH M	113,640	158
STONE,TRACY J	75,635	280
STONEWICKHAM,SAMANTHA E	116,449	46
STOTT,ALANA	102,774	-
STOTT,JOY D	88,569	-
STOVE,CRYSTAL A	133,871	-
STOW,MARK	87,608	-
STOWARDS,IAN	106,276	789
STPIERRE,JUNE	107,794	-
STPIERRE,LINDSAY M	82,148	10,691
STRACHAN,HEATHER J	149,157	5,740
STRANBERG,ALEXANDRA D	89,400	-
STRATTON,LESLIE D	137,407	-
STRAUTMAN,JULIA L	80,592	-
STREET,BRETT	136,319	613
STRETCH,TESSA	84,830	1,122
STROM,LINNEA	77,484	1,342
STROMICH,JOCELYN	95,679	450
STROMME,GREGORY A	116,776	311
STROMME,VERA	109,930	371
STROMQUIST,AMANDA	90,681	-
STROMQUIST,JULIE M	78,527	1,417
STRONGMAN,BONNIE D	75,066	-
STROSHER,HEATHER L	92,542	191
STROTHER,MIGUEL	114,697	1,931
STRUKOFF,NICOLAI M	83,724	827
STUART,AARON H	89,143	664
STUART,DEVON	97,031	922
STUART,MONECA R	104,809	1,534
STUDER,DALLAS K	91,612	-

Vancouver Island Health Authority

Schedule Showing Remuneration And Expenses Paid to or on behalf of Each Employee

For the Fiscal Year Ended March 31, 2023 (unaudited)

<b>Name</b>	<b>Remuneration</b>	<b>Expenses</b>
STURAM,ADDISON J	87,959	1,441
STURAM,KATHY M	139,141	204
STURAM,ROBERTO J	85,581	8,102
STUTTARD,MICHELLE C	119,110	8,395
STYLES,CAMERON T	110,825	6,724
SU,CHEN	92,707	-
SUAREZ,HAZEL T	86,141	-
SUCEAVA,ANDREI	81,469	-
SUDERMAN,ANGELA C	131,185	1,770
SUDLOW,PAULA N	106,339	4,500
SUDYKO,JAMIE A	99,251	-
SUGUITAN,ELIZABETH C	83,751	-
SUGUITAN,LESLIE G	84,359	-
SUHAN,KELLY A	85,776	81
SUITS,LEANNE E	88,133	-
SUKREE,WARISA	89,651	28
SULLIVAN,JESSICA L	97,828	113
SULLIVAN,JOEL SMITH	93,043	796
SULLIVAN,NATASHA M	90,775	-
SULLIVAN,SARAH M	94,153	5,171
SULLIVAN,SHERYL D	98,328	686
SULSBURY,HOLLY A	77,302	856
SULSBURY,IAN R	96,375	130
SUMAGPANG,ELIAS G	122,902	-
SUMAGPAO,LIEZEL P	89,497	-
SUMAKOTE,EVELYN	91,865	149
SUMAKOTE,REXEVE G	82,138	1,411
SUMAKOTE,REXGENEROSO JR	89,750	-
SUMMERFELDT,SKYE W	92,375	-
SUMMERS,ALANNA C	113,414	552
SUMMERS,ERICA L	123,979	-
SUN,LIHONG	103,433	105
SUN,QUNDAN	77,436	-
SUN,RAELIN T	77,218	845
SUN,TZUCHUN	94,500	-
SUN,WEI	84,726	-
SUNDARABABU,AMBILI	175,784	-
SUNDBERG,KARA E	132,668	-
SUNDBORG,CAROLE	115,637	1,880
SUNDBY,ALYSON R	89,768	-
SUNDHER,MEGAN S	117,008	-
SUNIO,ANNABELLE	77,467	-
SUTHERLAND,LAURA A	92,268	-
SUTHERLAND,SHARON L	111,255	714
SUTHERLAND,SYDNEY	120,991	-
SUTMOLLER,SARAH T	84,164	4,268
SUTTILL,HILLARY C	90,451	-
SUTTON,ELAINE J	95,825	-
SUTTON,JENNIFER L	109,462	272

Vancouver Island Health Authority

Schedule Showing Remuneration And Expenses Paid to or on behalf of Each Employee

For the Fiscal Year Ended March 31, 2023 (unaudited)

<b>Name</b>	<b>Remuneration</b>	<b>Expenses</b>
SVENSTRUP,CARINA	99,137	-
SVENSTRUP,PAUL	93,113	4,020
SVENSTRUP,PIA A	95,205	2,502
SWAIN,CHRISTINE L	87,110	154
SWALWELL,STACEY L	170,192	-
SWAMI,THEODORE R	82,927	-
SWANN,CATHERINE A	77,728	1,517
SWANSON,ASHLEIGH E	123,043	-
SWANSON,CARL E	114,237	419
SWANSON,LAURA D	96,789	305
SWANSON,LYNDSEY A	77,549	1,545
SWANSON,TARA L	106,807	-
SWANSTROM,LAURA A	102,394	1,217
SWANTON,AARON P	94,855	-
SWEENEY,TREVOR	114,300	-
SWEET,ALLYSON LINDSEY	100,674	2,414
SWEET,JAMIE R	117,402	-
SWEREDA,DYLAN	96,804	-
SWERHUN,KAYSIE D	86,372	14
SWINTON,RUTH E	106,927	310
SY,JULIECRISTYL	106,831	6,953
SZAFRON,MELANEE N	120,950	9,635
SZCZUREK,ELZBIETA	80,285	-
SZETO,MICHAEL	76,735	-
SZOSTAK,CORINNA	90,787	2,413
SZYMCAK,KURTIS	80,762	749
TADEPARTI,SUJATA	129,084	2,337
TAILOR,PARVITA T	78,220	401
TAIT,JENNIFER HOLLY	84,916	1,470
TAIT,JENNIFER T	109,380	-
TAIT,MELANIE L	86,436	-
TAIT,RANDY J	92,395	-
TAKEKAWA,AMY P	106,252	-
TAKHAR,NARDEEP K	91,108	-
TAKHAR,SARVJITMANJIT K	139,944	-
TAKHAR,SUKHDEEP R	93,656	-
TALBOT,DWAINE R	97,852	2,319
TALBOT,NATASHA I	104,869	-
TALEBI,SHAHLA	109,110	-
TALHOUK,WALID	112,684	-
TAM,MARIA S	112,431	-
TAMALA,ANGELIC S	111,652	-
TAMALA,RICO M	107,059	5,855
TAMBURINO,JANICE VENTURINA	94,203	-
TAMBURINO,KIRK	76,614	57
TAN,CHITO B	179,597	-
TAN,HSIEN LEY	114,902	-
TAN,JENNIFER I	87,208	-
TAN,KIMMY	88,312	-

Vancouver Island Health Authority

Schedule Showing Remuneration And Expenses Paid to or on behalf of Each Employee

For the Fiscal Year Ended March 31, 2023 (unaudited)

<b>Name</b>	<b>Remuneration</b>	<b>Expenses</b>
TAN,SI JIE	144,837	-
TANAKA,MEIKO	100,342	2,680
TANASYCHUK,KELLY D	85,433	434
TANDY,JENNIFER S	107,941	-
TANEJA,CHAND	75,337	-
TANG,ALAN Y	87,390	-
TANG,ALPINA	80,931	-
TANG,HAI D	83,319	-
TANG,MICHELLE K	76,209	1,516
TANG,RACHEL G	94,690	9,160
TANG,TRACY	100,563	5,225
TANGEDAL,TRACY L	106,684	-
TANGUAY,COURTNEY	98,957	1,297
TANNER,KAREN L	85,821	-
TAPP,BRODIE L	95,747	128
TAPP,RANDOLPH E	89,673	-
TARASOFF,STEPHANIE K	132,314	-
TARNOWSKI,KRIESHA	91,652	1,594
TARR,CARLY A	89,987	28
TARSIO,NICOLE S	102,188	-
TARWITZ,MIKAELA A	78,811	432
TATTERS,CRYSTAL L	75,079	-
TAVAREZ,ARELIS	77,717	-
TAVES,CORINNE L	94,620	33
TAYLOR,ANIK	101,555	634
TAYLOR,BERNADETTE M	80,206	-
TAYLOR,EDWARD	77,679	566
TAYLOR,ERIKA	81,993	-
TAYLOR,JAMIE S	83,321	-
TAYLOR,JENNIE S	77,354	2,164
TAYLOR,JENNIFER A	83,760	-
TAYLOR,LAURA M	80,133	-
TAYLOR,LENORE A	118,240	1,309
TAYLOR,MARK J	96,010	-
TAYLOR,MAXWELL S	75,110	219
TAYLOR,NEIL A	89,917	104
TAYLOR,SANDRA	106,069	544
TAYLOR,SANDRA N	88,313	323
TAYLOR,SEAN M	76,595	8,040
TAYLOR,TERRIE L	92,267	840
TAYLOR,TRACY I	105,912	-
TEDESCO,SILA	108,755	1,008
TEIXEIRA,DIANE M	90,168	-
TEJERO,LOUISA	99,387	-
TELFAIR,ZENAIDA C	94,892	-
TELLIER,GENEVIEVE I	91,382	-
TEMPLEMAN,SARAH E	116,101	266
TEMPLETON,CORINNA A	87,058	-
TENCATE,IAN	120,515	-

Vancouver Island Health Authority

Schedule Showing Remuneration And Expenses Paid to or on behalf of Each Employee

For the Fiscal Year Ended March 31, 2023 (unaudited)

<b>Name</b>	<b>Remuneration</b>	<b>Expenses</b>
TENCATEBROUWER,VICTORIA	105,349	-
TENG,BONNIE	84,432	-
TENNING,JILLEUN C	80,738	3,114
TERIETSTAP,ADA	158,408	-
TERLESKY,JOSEPHINE	91,836	-
TERRY,ELAINE D	77,993	-
TERRY,JOANNE M	87,808	2,660
TESFAYE,CAROLANN	88,799	120
TESSIER,DANIELLE S	88,029	-
TESSIER,SUZANNE	110,046	-
TESSIERLEKKAS,ANATOLIA	107,454	-
TESSMANN,HAYLEY	84,173	-
TETREAUULT,DANIEL M	77,423	-
TEUNISSEN,CHELSEY B	114,795	-
TEWINKEL,CALLIE	89,321	-
THECKSTON,SUSANNE M	81,547	-
THERIAULT,DEBORAH T	101,847	-
THERRIAULTFINKE,CHRISTINE	123,302	2,039
THIARA,HARJOT K	76,967	-
THIBAUULT,DOMINIC	112,579	-
THIBEAUULT,LINDSAY M	90,901	164
THICKE,EMILY L	91,679	651
THIERBACH,CHRISTINE E	83,108	75
THIESSEN,SANDRA B	87,516	331
THOKME,DHAMCHOE	115,159	-
THOM,DESMOND C	108,399	233
THOM,JESSICA N	79,459	3,476
THOM,KYLEIGH K	103,394	533
THOMAS,AMBER N	110,408	626
THOMAS,BETHANY	79,860	174
THOMAS,DAWN L	216,720	2,962
THOMAS,GEORGIA N	95,936	-
THOMAS,JINU ROSE	76,668	8,205
THOMAS,JULIE M	84,908	-
THOMAS,KATHLEEN J	84,937	-
THOMAS,LINDA C	109,029	-
THOMAS,LISA	126,937	-
THOMAS,MICHAEL SHANE	105,708	1,340
THOMAS,MONIQUE K	82,388	1,880
THOMAS,SANDY	116,829	713
THOMAS,THOMAS D	114,836	-
THOMPSON,ANDREA M	144,601	-
THOMPSON,ANDREW GORDON	79,317	-
THOMPSON,DANIELLE L	83,302	-
THOMPSON,GARY A	95,256	1,208
THOMPSON,HALIMA E	80,475	102
THOMPSON,IAN B	266,398	8,388
THOMPSON,JACKIE M	86,690	25
THOMPSON,JOHN D	117,252	25

Vancouver Island Health Authority

Schedule Showing Remuneration And Expenses Paid to or on behalf of Each Employee

For the Fiscal Year Ended March 31, 2023 (unaudited)

<b>Name</b>	<b>Remuneration</b>	<b>Expenses</b>
THOMPSON,JULIE G	76,883	-
THOMPSON,KATELYN E	94,691	137
THOMPSON,KYLA A	104,898	1,185
THOMPSON,MARNEY R	108,780	62
THOMPSON,MICAH A	92,874	-
THOMPSON,MICHELLE J	114,686	285
THOMPSON,REBEKA	83,201	688
THOMPSON,SUSAN C	133,040	-
THOMPSON,TRACEY E	103,945	3,995
THOMPSON,VICKI L	90,824	-
THOMPSONFRANSON,CATHERINE	123,186	-
THOMPSONLEE,KIMBERLY J	90,627	-
THOMSEN,CAROLYN	102,058	25
THOMSEN,KATY	117,573	-
THOMSON,CLOE	87,760	1,532
THOMSON,JENNY L	89,473	889
THOMSON,KIARA	90,671	-
THOMSON,RAND K	107,220	1,585
THOMSON,TRACEY L	80,341	164
THOMSON,VIRGINIA	79,551	-
THORLEY,LISA M	113,499	-
THORMOE,NICOLE T	79,411	228
THORNETT,MICHELLE	105,985	-
THORNTON,DENISE R	211,138	-
THORNTON,JAMES E	107,146	336
THORNTON,JANE I	80,591	-
THORNTON,ROSALIE S	131,960	-
THORPE,KATHLEEN H	101,926	-
THORSTEINSSON,EMILY J	80,692	-
THURLBORNHANSEN,OLIVIA A	91,196	3,953
THURLEY,CAROL A	104,437	947
TIAN,YONGLI	100,950	-
TIBBETTS,PETA	78,930	-
TICE,SHELLEY	157,997	980
TIFFIN,GERALDINE A	98,999	-
TIJTSMA,TJISTKE J	81,628	-
TILITZKY,LIAM S	98,374	-
TILLADA,JEFFREY	78,363	26
TILLEY,MELISSA N	95,059	1,574
TILSTON,JACK O	77,884	-
TIMAR,NIKI	105,332	750
TINAMBACAN,VOHCATHERINE	75,224	-
TINDALL,LESLIE J	76,747	-
TING,JIAYING	94,397	581
TING,TUNGHSIANG	81,274	-
TIONGSON,MARK C	111,558	3,996
TIPPETT,KELSEA L	79,732	1,357
TIPPETT,LEANNE G	77,739	-
TIRLING,CHELSEA O	84,867	-



Vancouver Island Health Authority

Schedule Showing Remuneration And Expenses Paid to or on behalf of Each Employee

For the Fiscal Year Ended March 31, 2023 (unaudited)

<b>Name</b>	<b>Remuneration</b>	<b>Expenses</b>
TISDALL,DAVID	83,258	737
TISSARI,HEILI	91,023	9,160
TITLER,MATTHEW J	98,391	690
TKACHUK,AMANDA R	114,142	483
TKACHUK,JULIE D	94,610	-
TKACHUK,NADIA L	107,479	-
TOBACCA,BRIAN W	79,821	-
TOBEY,JANET L	93,958	4,334
TOBIN,FIONA H	110,710	1,523
TOBIN,SARAH B	75,757	997
TODAFERREIRA,GUSTAVO	96,147	-
TODD,DONNA M	100,856	-
TODD,REBECCA	120,192	-
TOFFEY,MICHAEL D	100,477	974
TOKORO,WAKAKO	133,377	-
TOL,MELISSA C	76,232	-
TOLINERO,MARIA R	100,833	-
TOLLEFSEN,KATHY L	81,694	-
TOLSMA,LEAH	75,688	213
TOLSON,BEN D	102,513	-
TOM,DAVID M	119,838	319
TOMINES,JANETH M	118,404	-
TONAJ,DEVON R	117,766	-
TONKIN,AMANDA J	110,005	-
TONKIN,LAURIE A	94,120	956
TOOKE,JACQUELINE	94,400	62
TOOLE,ERIN K	117,698	-
TOOLEN,CHELSEARAE J	140,965	101
TOOMER,KYLA	104,474	-
TOON,ELLEN L	123,271	-
TOORENBURGH,JUDI G	99,338	141
TORGERSON,SHARON D	221,194	38,368
TORK,ANNIKA I	78,972	-
TORNEY,DAVID C	140,918	-
TORONTOW,JARED	101,486	66
TORRALBA,CHRISTOPHER J	118,121	-
TORREZ,CHRISTINA	110,085	-
TOTH,AMANDA L	104,119	-
TOTH,WENDY L	87,146	-
TOTTENHAM,ASHTYN T	108,863	-
TOTTENHAM,VICKI L	110,207	-
TOUPIN,BAILEY M	90,521	416
TOURNEYKIWALUK,ANDREA D	102,582	107
TOWERS,MELODIE I	87,735	690
TOWN,RANDALL A	159,152	-
TOWNSEND,ANDREA M	156,891	-
TOWNSEND,CARLEY N	85,960	3,610
TOWNSEND,KRISTA	95,319	66
TOWNSEND,LANA A	134,551	-

Vancouver Island Health Authority

Schedule Showing Remuneration And Expenses Paid to or on behalf of Each Employee

For the Fiscal Year Ended March 31, 2023 (unaudited)

<b>Name</b>	<b>Remuneration</b>	<b>Expenses</b>
TOWNSEND,LINDSAY J	92,897	347
TRACY,SHANNON K	99,044	-
TRAM,THOMAS	91,977	-
TRAN,THUY T	101,734	-
TRAUB,SHARRON A	116,748	256
TRAUSCH,TADD A	82,156	179
TRAVANUT,SHERRY L	98,521	-
TREEN,NICOLE E	94,582	172
TREGONNING,ELAINE	123,243	2,491
TREMBLAY,CASEY	82,388	1,100
TREMBLAY,FRANCESCA	89,220	-
TREMBLAY,KEYO	99,513	-
TREMBLAY,NICOLE	100,499	1,341
TRENCHARD,RACHEL M	87,634	9,437
TREPANIER,DAWNELDA L	84,817	-
TREPANIER,LEA	92,168	1,722
TREW,NATASHJA K	109,615	-
TRIGUEROCRESCO,IDEL	80,992	-
TRIMBLE,LINDSAY V	87,683	-
TRINAJSTIC,BORIS	117,567	359
TRIBE,CARLY C	94,625	-
TRIPPLE,ASHLEY L	110,925	-
TRIROGOFF,MICHAEL I	120,630	8
TRIROGOFF,ROBERT J	88,781	-
TRITHARDT,JOANNE G	99,532	-
TROCKSTAD,SARAH A	111,651	-
TROTTER,OLIVIA	96,317	-
TROUCHLIAKOVA,KSENIA	86,333	217
TROUGHTON,DAVID N	115,456	500
TRUDEAU,NANCY	102,563	-
TRUDEL,HELENE	76,902	-
TRUONG,MARIE	85,368	841
TRUSSLER,JANE	87,687	1,152
TRYTTEN,CINDY	138,975	1,619
TSAEDA,SOLOMON	87,442	8
TSCHOPP,LUKAS K	97,851	-
TSCHOPP,SHIH MIN D	79,638	3,162
TSO,CARRIE A	76,776	-
TSOI,KIT H	87,325	78
TSURUTA,ELLIE C	79,874	6,680
TUHLINSKI,ANDREA L	117,794	1,068
TUCK,CARRIE L	91,439	3,147
TUCK,KEVIN K	86,079	-
TUCK,LAURIE N	90,027	612
TUCKER,EMMA	92,946	-
TUCKER,KATIE	84,945	-
TUCKER,MOIRA K	88,382	-
TUCKER,ROBYN L	126,791	227
TUCKER,WAYLON	94,182	1,086

Vancouver Island Health Authority

Schedule Showing Remuneration And Expenses Paid to or on behalf of Each Employee

For the Fiscal Year Ended March 31, 2023 (unaudited)

<b>Name</b>	<b>Remuneration</b>	<b>Expenses</b>
TUCKNOTT,AARON G	78,613	-
TUFFORD,BRUCE R	96,404	-
TULLY,DANIEL	76,901	-
TUMIMBANG,ANALY C	84,091	-
TUMNA,RAJWINDER K	85,652	-
TUNACAO,JAMESWEVE G	77,987	-
TUOMI,STEPHAN R	130,502	2,347
TUPPER,PAMELA A	79,899	-
TUPUE,ROMEO B	107,059	-
TURCOTTE,ALEXA R	105,918	-
TURNBULL,ALEXANDER R	86,099	-
TURNBULL,JENNIFER	78,930	211
TURNBULL,MICHELLE	107,409	-
TURNER,JENNIFER S	99,344	-
TURNER,MATHERESA B	85,862	-
TURNER,TARA B	75,458	-
TURNER,TRACI L	85,036	-
TURUNEN,LEENA	90,622	-
TUSON,DANIELLE L	101,805	-
TUTHILL,LYNN	82,902	-
TUTT,MARISA	79,431	155
TWEEDY,CASEY L	112,723	666
TWERDOCHLIB,CHELSEA S	127,614	1,006
TWETER,CORINNE A	77,874	600
TWIN,SANDRA J	87,021	179
TYMCHUK,BRENDA L	108,677	-
TYSICK,SHELLEY A	111,880	426
TYSON,SANDRA L	162,951	-
UBALDO,ROSE E	111,934	-
UBILAS,JAY	86,702	1,517
UBOGY,SETH G	89,862	-
UDDENBERG,BRIAN J	76,978	434
UGIRUMURERA,ANNEMARIE	86,510	-
UHLMAN,NATHANIEL B	93,984	3,684
UHRIG,JENNIFER	82,844	35
UKRAINETZ,RACHEL	83,450	8,385
ULASZONEK,STEFANIE R	101,087	-
ULIANA,SANDRA E	107,459	-
UNANAPERDIDO,ERLIE T	214,220	-
UNDERHILL,JERRY K	80,702	1,108
UNDERWOOD,EIRLYS S	82,452	-
UNGER,JONATHAN	121,943	1,052
UNGER,KRISTA	110,468	746
UNGER,LEWANNA F	133,569	-
UNRUH,LLOYD K	80,342	-
UNWIN,ANDREA E	95,938	-
UPPAL,MELISSA J	92,523	-
URBAN,GISELLE E	108,316	112
URIE,BRADLEY D	127,355	440

Vancouver Island Health Authority

Schedule Showing Remuneration And Expenses Paid to or on behalf of Each Employee

For the Fiscal Year Ended March 31, 2023 (unaudited)

<b>Name</b>	<b>Remuneration</b>	<b>Expenses</b>
URITSKY,VLADISLAV M	78,972	2,860
URQUHART,JANICE E	132,454	1,848
USHER,ALISON M	75,369	275
USTUPSKI,ADELE C	118,326	-
UTTAM,KAVITA	76,328	-
UWAMUTARA,CLAIRE S	133,684	-
UY,CHERRY	87,514	-
UY,RYAN V	86,804	-
VACCHER,LILA M	81,385	-
VAGELS,CAMRYN S	81,635	219
VAGG,KRISTY A	88,110	-
VAIR,STEVEN B	79,939	-
VAKILI,BRITTANY M	92,339	461
VALDEZ,ERNESTO JR	79,778	-
VALDEZ,IRENE R	80,991	8,209
VALDEZ,LIEZEL	77,323	7,860
VALENCIA,KATRINA L	98,697	-
VALENTIN,ARACELI	76,555	-
VALKA,KRISTIN L	91,307	2,437
VALLEE,GAYDENE D	92,889	-
VALLEE,NICOLE D	109,512	-
VALLINTINE,SARAH C	81,553	-
VANBARNEVELD,JENNIFER A	104,481	196
VANBOXTTEL,YVONNE	102,574	-
VANBRABANT,MARITISS	127,693	-
VANCAMPEN,RENEE	88,187	934
VANCE,CANDACE N	87,749	148
VANDAL,HAYLEY B	136,578	1,553
VANDEKERKHOVE,DALLAS K	76,807	-
VANDENBERG,CHANTELLE	93,197	-
VANDENBERG,HEIDI M	84,076	939
VANDENBERG,ROLAND S	87,784	-
VANDENBOOMEN,LAINA M	92,049	-
VANDENBOS,JENNIFER A	86,313	-
VANDEREYDEN,MARIA V	84,002	3,812
VANDERGRIFT,DIANNE G	111,060	467
VANDERGUCHT,EMMA	77,432	219
VANDERHEYDE,GWEN L	117,622	53
VANDERLAAN,ELLEN J	77,112	247
VANDERLEE,SOPHIE M	86,213	523
VANDERLEEK,JAMIE L	113,020	613
VANDERMARK,TERRY L	97,434	1,449
VANDERPOELEN,ALENA E	102,144	-
VANDERVAATE,SUSAN J	79,335	-
VANDERVALK,JENNIFER	86,085	-
VANDEVOORDE,JOSEPH E	86,391	-
VANDOK,SUSAN E	94,446	-
VANDOORN,CAROL A	112,301	-
VANDOORNE,CATHERINE A	135,244	4,582

Vancouver Island Health Authority

Schedule Showing Remuneration And Expenses Paid to or on behalf of Each Employee

For the Fiscal Year Ended March 31, 2023 (unaudited)

<b>Name</b>	<b>Remuneration</b>	<b>Expenses</b>
VANDRIMMELEN,ALISHIA M	90,838	2,239
VANEEUWEN,BRANDI L	97,691	1,118
VANGIESEN,KAREN L	101,543	-
VANHANUSE,ALEGHA C	91,492	1,939
VANHEST,KELLIANN	78,805	-
VANHEYNINGEN,THOMAS	89,815	74
VANHUET,ROBERT A	78,047	1,421
VANIER,ELIZABETH N	101,655	60
VANIER,EMMA T	105,178	7,062
VANKESTEREN,INGRID C	115,147	329
VANKIRK,TINA M	79,619	31
VANLARKEN,NICOLE L	84,985	-
VANSCHAIK,DANIELLE C	78,128	135
VANSICKLE,EMMA A	102,385	120
VANSICKLE,JOANN P	131,896	-
VANSOLKEMA,ANGIE	106,139	-
VANSTRIEN,LINDA C	114,334	-
VANTASSELL,CYNTHIALYNN	103,039	226
VANVEELEN,JEREMY	111,496	-
VANVLIETSMITH,SANDRA D	107,746	-
VANWAES,EMILY	88,993	1,203
VANWESTEN,JENNIFER A	108,668	10
VANWESTEN,NICOLAAS	111,125	1,177
VANWINGERDEN,JESSICA A	91,792	-
VARGHESE,JOE	78,653	-
VARGHESE,SHERIN B	78,014	-
VARROW,MOLLY A	78,939	-
VASHUK,YANA	78,917	-
VASS,JENNIFER	112,593	5,533
VASSILIADIS,KELLY A	77,802	828
VATCHER,SARAH	95,300	-
VATS,RAJESH	141,837	153
VAUGHAN,DARLENE M	113,239	-
VAUGHANTHOMAS,JEREMY	97,682	1,335
VAULKHARD,KIMBERLEY A	135,047	989
VEENSTRA,ABBAY C	89,876	107
VELASCO,DENNISE N	88,007	-
VELASCO,MYLENE M	96,972	-
VELAZQUEZBAIGENT,SUSANA	93,595	-
VELIKOVA,MARGARITKA S	93,232	-
VELJOVIC,ANA	85,554	-
VENEZUELA,PAULOMARTIN G	109,791	-
VENNARD,JANET M	104,816	-
VENTER,CAMI	78,590	28
VENTER,KAYLEE	83,884	-
VENTURA,REVELYN N	88,077	-
VERBRUGGEN,JOEL S	89,235	4,175
VERGARA,ABEGAIL	86,367	-
VERGARA,TEODORO G	143,195	-

Vancouver Island Health Authority

Schedule Showing Remuneration And Expenses Paid to or on behalf of Each Employee

For the Fiscal Year Ended March 31, 2023 (unaudited)

<b>Name</b>	<b>Remuneration</b>	<b>Expenses</b>
VERIAN,ELEANOR B	102,117	3,986
VERKERK,DEANA M	133,346	446
VERNONWOOD,BEVERLEY A	83,938	-
VERRAL,ALISON I	122,566	1,519
VERRIER,JEONGHYEON	81,231	-
VERSCHOOR,HENRIETTE	131,193	300
VERSTEEG,MARGARET A	105,015	1,190
VESPER,LORI M	122,474	10,004
VESSEY,DEVIN B	75,429	8,732
VEY,RACHAEL	76,757	-
VEZZA,CARMELA	149,371	2,095
VICENCIO,PETER S	105,252	-
VICENDESE,MACKENZIE L	99,491	-
VICTORIA,GERONIMO	167,884	-
VIDALIN,SAMANTHA	77,819	-
VIDO,FAIRLIGHT R	103,412	-
VIEL,CHERYL F	96,864	-
VIGNERON,MICHELLE L	104,960	-
VIGRASS,MICHELLE G	89,973	-
VILAD,MYLENEMAE R	78,939	4,844
VILLAFANIA,MARYANN N	83,956	7,277
VILLAFANIA,TIMOTHYJOHN N	81,451	5,449
VILLAS,JAYSON C	96,567	-
VILLEGAS,NATALIA	118,308	-
VILLEZA,IMELDA O	79,649	-
VINCENT,AMANDA V	78,302	-
VINCENT,EVA	102,168	11,934
VINCENT,TANYA L	108,157	1,925
VINCENT,WENDY A	78,652	-
VINDEN,SUZANNE	131,819	1,024
VINE,ELYSSA G	109,933	-
VINK,ANNEKE M	96,661	741
VINNISH,BARBARA	100,581	-
VINTILA,IULIAN	104,248	389
VIRCIK,WENDY L	79,250	-
VIRK,AMERJIT	90,847	96
VIRK,JASBIR K	102,609	-
VISSERS,LISA M	84,947	391
VISSERS,RYAN N	106,425	526
VITALY,TORY K	92,422	1,194
VLAJ,WENDY C	107,145	-
VLCEK,JACQUELINE B	170,868	1,964
VOGELS,SHANNON	85,842	-
VOIGT,ASHLEY R	108,509	-
VOJNIC,TAMARA A	100,373	402
VOLK,STACY A	106,882	-
VOLKMAN,VANESSA A	115,811	60
VONBATTENBURG,BRIGITTE R	126,548	110
VOORBERG,TIFFANY J	96,954	491

Vancouver Island Health Authority

Schedule Showing Remuneration And Expenses Paid to or on behalf of Each Employee

For the Fiscal Year Ended March 31, 2023 (unaudited)

<b>Name</b>	<b>Remuneration</b>	<b>Expenses</b>
VOORTHUYZEN,MARK T	94,815	-
VOS,NINA D	122,659	1,051
VOSSLER,AMANDA T	80,976	-
VOTOVA,KRISTINE M	118,558	4,358
VOYKIN,MARYANN	106,240	-
VRIEND,MARIKA C	84,754	1,012
VU,NGOC TRAM	131,314	-
VU,THI NGOC LINH	118,130	525
VUCKO,SARAH K	102,212	-
VYE,JENNIFER R	82,559	-
WAATAINEN,LAURA	94,352	141
WAATAINEN,STEPHEN B	88,901	6,368
WACHTER,DORINDA J	95,792	1,383
WADDELL,ELIZABETH S	76,284	-
WADE,JENNIFER A	110,829	166
WAGAR,LORI S	115,886	-
WAGENAAR,TREVOR J	113,894	1,389
WAGG,CATHERINE L	87,897	-
WAGNER,KRISTINA L	95,038	-
WAGNOR,CARLA M	87,285	-
WAJIHUDDIN,KHAWAJA M	85,798	-
WAKARCHUK,VICTOR A	90,347	4,046
WAKE,SHELLY N	80,743	42
WAKEFIELD,ELIZABETH G	114,645	-
WAKELAM,MANDY K	118,493	583
WAKELYN,CHELSEA J	85,271	854
WAKEMAN,JENELLE E	77,805	66
WALD,SASKIA A	75,487	290
WALDHAUS,KELSEY L	79,712	1,404
WALDNER,ELIZABETH	95,899	88
WALDSTEIN,SHELLEY K	114,306	378
WALE,MADISON	90,334	-
WALIA,MADHUR	103,864	309
WALIA,RAVINDER K	106,089	-
WALKER,AMANDA R	79,064	65
WALKER,ANTHONY G	75,346	41
WALKER,CHRISTOPHER A	111,777	618
WALKER,JANINE M	117,105	-
WALKER,JENNIFER E	99,148	-
WALKER,KARI	106,308	-
WALKER,KIMBERLY H	82,161	-
WALKER,KRYSTLE L	95,544	6,045
WALKER,LAURA	79,123	-
WALKER,LAURA C	112,192	-
WALKER,LEAH A	88,826	164
WALKER,LESLEY A	88,598	-
WALKER,LISA J	93,727	-
WALL,ALLISON A	81,739	751
WALL,BARBARA J	85,903	-

Vancouver Island Health Authority

Schedule Showing Remuneration And Expenses Paid to or on behalf of Each Employee

For the Fiscal Year Ended March 31, 2023 (unaudited)

<b>Name</b>	<b>Remuneration</b>	<b>Expenses</b>
WALL,ROBYN	96,092	696
WALLACE,ELLEN L	83,532	35
WALLACE,SUZANNE M	98,853	2,381
WALLER,LISA D	82,035	-
WALLING,CATHERINE L	83,798	-
WALLIS,SARA L	98,201	450
WALLS,MICHELE L	121,379	1,081
WALSER,JENNIFER A	82,026	34
WALSH,BRIANNA J	90,992	1,581
WALSH,CHRISTENE S	82,234	1,076
WALSH,DAPHNE G	100,764	34
WALSH,ELIZABETH E	97,659	-
WALSH,JEREMY S	118,200	-
WALSH,SAMANTHA R	88,069	546
WALSH,TERA	79,408	-
WALTER,DIANNE M	140,419	-
WALTER,JACQUELINE A	99,058	-
WALTER,JESSICA K	83,475	-
WALTER,KATHERINE A	84,366	1,672
WALTERS,ANDRAYA M	77,382	-
WALTERS,LEIGH J	99,928	-
WALTERS,SHERRY G	114,696	-
WALTON,MELANIE M	78,999	628
WALTON,MOIRA C	86,851	-
WANBON,RICHARD	133,622	-
WANG,HONGYU	92,307	-
WANG,JUAN	120,539	-
WANG,JUIHSI	91,993	3,669
WANG,PING	122,979	-
WANG,QI HUA	169,675	-
WANG,QIAN	77,640	-
WANG,WEI	100,560	25
WANG,YOUXIN	124,646	-
WANG,ZHIXIA	119,396	-
WANLESS,MARY ELLEN	91,509	-
WARD,COLLEEN E	98,601	754
WARD,DWAIN D	86,649	-
WARD,JARRET L	79,199	-
WARD,JESSA M	94,511	-
WARD,LINDSEY E	103,899	-
WARD,LYNN M	98,190	1,974
WARD,MELISSA	102,558	1,071
WARD,MELISSA A	107,038	-
WARD,RACHEL	122,343	82
WARD,VITTORIA	110,696	-
WARD,WILLIAM M	91,620	-
WARDEN,NATHAN A	104,608	-
WARDMAN,MARK E	85,878	408
WARE,TODD G	84,765	-



Vancouver Island Health Authority

Schedule Showing Remuneration And Expenses Paid to or on behalf of Each Employee

For the Fiscal Year Ended March 31, 2023 (unaudited)

<b>Name</b>	<b>Remuneration</b>	<b>Expenses</b>
WARING,PAULINE R	104,082	-
WARMINGTON,LAURA K	115,981	-
WARMUTH,JEFFREY T	89,669	-
WARNER,ANNETTE	94,595	6,739
WARREN,GLEN	86,221	1,313
WARREN,PATRICK J	94,429	1,012
WARREN,TAMARA L	94,057	3,952
WARWICK,JACKLIN	93,014	-
WARWICK,PAIGE K	80,027	-
WASHIK,MACULLY A	82,588	-
WASS,OFELIA T	102,780	-
WATANABE,ERIKO	114,022	-
WATANABE,VALERIE A	75,060	361
WATERFIELD,SANDRA E	97,745	-
WATERHOUSE,DAWN N	116,269	4,256
WATERS,ANNA K	90,919	50
WATERS,BENDELIZA	111,278	386
WATERS,SHANNON T	328,721	10,141
WATKIN,ASHLEA D	80,838	887
WATKINSON,CONNIE L	104,706	87
WATLING,CAROL A	76,654	25
WATSON,ADA DENISE	104,647	3,173
WATSON,CHRISTINA L	102,545	635
WATSON,JAMES L	162,430	5,287
WATSON,JULIE B	110,931	1,054
WATSON,KELLY A	86,235	-
WATSON,MELISSA J	89,797	735
WATT,JENNIFER	81,092	-
WATTERS,CORILEE	113,990	1,210
WATTERS,DOUGLAS J	81,233	2,798
WATTERS,NICOLE R	82,327	55
WATTS,MARNIE	83,606	-
WATTS,ROBIN M	100,985	-
WAYE,CAROLYN B	96,345	10,018
WEATHERSTON,NIKAYLA J	140,296	1,500
WEBB,CARALYNN M	133,517	848
WEBB,CARLY A	118,750	-
WEBB,KRYSTINA L	93,256	-
WEBB,MONICA L	77,928	-
WEBB,SANDRA A	80,960	-
WEBB,TEENA	102,001	-
WEBB,WILBERT S	193,903	-
WEBBER,AMANDA K	91,223	383
WEBBER,AMANDA M	76,230	-
WEBBER,CLAYTON T	91,892	-
WEBBER,NICOLE M	114,195	2,466
WEBBER,SHANNA L	75,449	-
WEBER,BRITTANY J	89,422	313
WEBER,KELLY L	104,791	468

Vancouver Island Health Authority

Schedule Showing Remuneration And Expenses Paid to or on behalf of Each Employee

For the Fiscal Year Ended March 31, 2023 (unaudited)

<b>Name</b>	<b>Remuneration</b>	<b>Expenses</b>
WEBER,WENDY S	84,413	600
WEBSTER,CINDY A	231,296	-
WEBSTER,DELLA M	146,165	-
WEBSTER,LINDSEY	140,538	-
WEBSTER,MACKENZIE D	84,561	318
WEEKS,GUY E	204,464	162
WEEKS,MARLENE B	132,164	1,703
WEICKER,THERESA L	92,624	150
WEILAND,KATE	98,248	-
WEIN,COREY R	77,528	2,623
WEISS,BRETT A	78,936	468
WEISS,JIRI	84,868	-
WEIZEL,MICHELLE R	251,664	5,617
WELDON,JANE MICHELLE	94,339	53
WELDON,STEPHANIE A	78,867	52
WELGAN,KELLI S	95,745	674
WELLE,CAYLA E	99,878	-
WELLS,JULIA	83,293	1,045
WELLS,MARC J	77,537	84
WELLS,STEPHANIE M	126,796	-
WELP,CHRISTINA J	101,058	55
WELSH,CRYSTAL H	76,767	-
WELSH,DEVON	93,558	-
WELSH,KIRSTEN J	108,637	-
WELSH,LISA A	91,903	-
WELTON,CHRISTOPHER J	94,728	-
WELZ,JAROSLAV	92,978	17
WENGER,CATHY M	130,513	459
WENMAN,MATTHEW R	106,935	608
WENSTOB,LISA N	90,295	-
WENZEL,CHLOE	106,215	-
WERGELANDCAPE,PAYTON	75,012	-
WERKEMA,DANAE	93,949	-
WESELOWSKI,TESSA L	102,291	460
WEST,CAITLIN C	94,484	-
WEST,DALE R	98,700	-
WEST,NICOLE H	124,672	-
WESTGATE,SARAH R	111,633	-
WESTLAKE,ERICA	82,929	912
WESTMACOTT,LAUREN P	87,569	16
WESTRA,CORENE E	77,184	130
WESTRA,HALEY M	87,690	-
WETTLAUFER,MONICA L	83,829	809
WHARTON,ERIK N	102,033	-
WHEAT,SHANIA	89,035	-
WHEATON,CRYSTAL M	103,267	-
WHEELER,ANGELA D	87,180	648
WHEELER,MONIQUE	97,119	12,001
WHEELock,ELIZABETH L	121,866	2,324

Vancouver Island Health Authority

Schedule Showing Remuneration And Expenses Paid to or on behalf of Each Employee

For the Fiscal Year Ended March 31, 2023 (unaudited)

<b>Name</b>	<b>Remuneration</b>	<b>Expenses</b>
WHELAN,KAREN L	98,476	460
WHELAN,SWEE LIAN	104,754	-
WHIPPLE,IAN G	84,000	28
WHITAKER,LAURA A	97,358	-
WHITE,ALISSON MICHEL	90,786	-
WHITE,ANDREA L	95,296	-
WHITE,AVRYL J	103,161	-
WHITE,CHEASON C	100,973	-
WHITE,DAVID	125,035	2,009
WHITE,DOUGLAS K	115,496	883
WHITE,LARA	80,195	-
WHITE,LEVI W	81,943	-
WHITE,LINDA M	83,308	-
WHITE,LORI A	161,122	-
WHITE,RHONA M	76,679	-
WHITE,ROSEMARIE L	83,026	-
WHITE,SONYA	80,949	75
WHITE,SUSAN D	83,862	-
WHITEFORD,ERIN	94,960	223
WHITEHEAD,DONALD E	128,962	-
WHITEHOUSE,HAROLD G	83,989	-
WHITELEY,TYLEIGH	112,802	-
WHITHAM,CHRISTY M	84,829	-
WHITLOCK,ALLISON	80,574	-
WHITMORE,CHARLOTTE L	84,558	-
WHITSON,SHAWN E	87,890	444
WHITTAKER,CARLI M	78,955	2,358
WHITTEMORE,SERENA B	93,881	-
WHITTICK,LUZVIMINDA N	110,014	-
WHITTINGHAM,JOHANNA L	119,048	719
WHITTINGHAM,NATALIA N	78,466	-
WHYNOTT,CARLA J	121,023	10,862
WHYSKER,ROSS A	79,439	-
WHYTE,KARRYN C	92,038	390
WHYTE,RILEY J	103,817	-
WHYTE,SARAH	82,543	1,990
WIAFEAKENTEN,EST ESTATEOF	118,052	-
WICK,KAITLIN V	78,930	-
WICKENS,BENJAMIN D	92,099	145
WICKHAM,SOPHIA N	92,623	-
WICKISTORDEUR,KATE L	99,302	414
WICKREMASINGHE,ADEESHA	88,190	529
WIDDIFIELD,COURTNEY A	96,676	962
WIDDIFIELD,KEVIN J	75,269	134
WIDEMAN,KAYLA	99,874	-
WIEBE,JESSICA E	83,168	101
WIEBE,LISA	104,707	28
WIEBE,MARC J	75,616	-
WIELARD,JACOBA J	110,082	115

Vancouver Island Health Authority

Schedule Showing Remuneration And Expenses Paid to or on behalf of Each Employee

For the Fiscal Year Ended March 31, 2023 (unaudited)

<b>Name</b>	<b>Remuneration</b>	<b>Expenses</b>
WIENER,NICOLE	86,608	-
WIENS,RAINA	76,850	-
WIERSMA,TARA M	90,884	-
WIESE,LARAINÉ	100,743	738
WIGGERS,PEACE H	104,990	272
WIGHT,DAVID M	110,280	76
WIKKERINK,NATALIE C	109,142	-
WILBEY,MEGAN	99,765	-
WILCOX,SARAH L	95,951	986
WILCSEK,ANN M	96,632	807
WILDE,ANGELA	106,773	-
WILHELM,DANIELLE	84,127	-
WILKE,SICALIA A	98,797	3,812
WILKINS,ISADORA J	88,156	-
WILKINSON,CAROLYN E	125,920	200
WILKINSON,DANA L	80,419	-
WILKINSON,KAREN	84,714	-
WILKINSON,LIANE A	83,986	-
WILKINSON,REBECCA	83,515	555
WILLEKE,KIM	92,939	109
WILLETT,LAURA E	84,368	3,160
WILLIAMS,ALANA D	188,203	-
WILLIAMS,ALANA DAWN	76,896	1,076
WILLIAMS,AMY L	91,650	426
WILLIAMS,ANASTASIA L	78,050	961
WILLIAMS,BEN T	290,601	21,040
WILLIAMS,BONNIE L	76,815	-
WILLIAMS,CAROL M	94,017	-
WILLIAMS,CHRISTOPHER G	113,348	314
WILLIAMS,DAVID N	91,514	144
WILLIAMS,EMMA C	87,863	-
WILLIAMS,GLENN K	118,986	656
WILLIAMS,JENNIFER A	90,667	-
WILLIAMS,KIMBERLEY A	96,189	509
WILLIAMS,KRISTA M	100,813	528
WILLIAMS,LOUISE D	109,294	210
WILLIAMS,ROBERTA R	87,584	-
WILLIAMS,ROHAN	89,142	-
WILLIAMS,SHANNON L	78,020	463
WILLIAMS,SHELDON M	77,541	-
WILLIAMSON,ATHENA A	106,128	501
WILLIAMSON,ERICA R	79,141	346
WILLIAMSON,JASON	81,727	529
WILLIAMSON,JOEL	90,047	-
WILLIAMSON,LAUREN A	81,339	3,812
WILLIAMSON,TANNIS K	99,800	-
WILLIS,JAMES I	75,187	1,132
WILLIS,KRISTINA R	96,431	-
WILLIS,LOGAN	114,889	-

Vancouver Island Health Authority

Schedule Showing Remuneration And Expenses Paid to or on behalf of Each Employee

For the Fiscal Year Ended March 31, 2023 (unaudited)

<b>Name</b>	<b>Remuneration</b>	<b>Expenses</b>
WILLMS,CHAUNDRA M	145,598	4,979
WILLSFOURNIER,LAUREN A	100,302	-
WILSON,ASHLEY	76,848	-
WILSON,BARBARA O	82,319	-
WILSON,BRENDA L	114,655	426
WILSON,CARRIE ANNE	98,525	513
WILSON,CEILIDH	117,565	300
WILSON,CHASE	118,007	-
WILSON,COURTENAY	84,093	-
WILSON,ELLEN L	140,422	-
WILSON,ERIN	96,254	-
WILSON,GEOFFREY R	87,956	1,525
WILSON,HARVEY R	82,954	282
WILSON,JANET A	91,927	298
WILSON,JESSICA	85,129	-
WILSON,JOANNA L	113,708	1,355
WILSON,JULIA A	126,841	228
WILSON,KATHRYN	109,700	1,269
WILSON,KATRINA N	76,228	-
WILSON,MARNIE E	76,338	-
WILSON,MEGAN E	82,695	-
WILSON,NATALIE J	109,520	-
WILSON,RACHEL M	115,758	651
WILSON,ROSEANNA L	84,898	-
WILSON,RUTH D	128,077	-
WILSON,SHANNON R	76,962	-
WILSON,SHAWN	133,952	184
WILSON,STEPHANIE L	104,759	54
WILTSIE,HEATHER M	85,087	-
WINBERGPHILLIPS,TERESA L	91,093	1,568
WINCHESTER,CHRISTINE L	78,274	-
WINCHESTER,JOHN R	80,810	-
WINDECKER,CATHERINE N	102,783	1,965
WINDECKER,LEE D	100,022	114
WINDRUM,STEVE	82,429	-
WINDSOR,CAROLYN E	75,047	-
WINDSOR,JANINE	115,145	1,723
WING,ANDREA M	80,930	1,496
WING,JENNIFER A	75,068	4,269
WINGFIELD,JESSICA	97,401	-
WINKELAAR,CHRISTOPHER J	77,061	360
WINN,KIRA	82,735	-
WINQUIST,CALVIN T	138,649	7,287
WINSLADE,BRANDON	91,556	-
WINSLADE,SCOTT D	78,819	1,653
WINSPEL,NORMA P	117,504	6,328
WINTER,DONNA R	109,916	2,538
WINTER,KAREN	93,833	-
WINTERBURN,DAWN E	104,499	593

Vancouver Island Health Authority

Schedule Showing Remuneration And Expenses Paid to or on behalf of Each Employee

For the Fiscal Year Ended March 31, 2023 (unaudited)

<b>Name</b>	<b>Remuneration</b>	<b>Expenses</b>
WIPPLINGER,JANICE M	158,835	-
WISDOM,BRENDA M	86,057	5,421
WISHART,ROBERT G	80,933	7,377
WISMER,JANE	78,640	265
WITTICH,KELSEY R	75,699	-
WITTROCK,JULIE	90,142	608
WIWCHARUK,SARA G	98,395	28
WOELFLE,LEAH	96,759	1,366
WOEWODA,STEFANIE C	94,235	-
WOJCIK,SARAH A	89,805	-
WOLF,KATHERINE Q	106,749	98
WOLFE,ALEXANDER J	98,638	-
WOLFE,LORETTA H	87,300	-
WOLFE,STEVEN B	101,678	467
WOLOVITZ,FIROZA B	93,281	-
WON,CHANSONG	104,349	-
WON,KIERA M	85,773	-
WON,SUNME	121,496	512
WONG,ALEXA L	78,948	45
WONG,JULIE	124,801	2,634
WONG,LAUREN	81,008	-
WONG,RANDALL C	89,623	-
WONG,STEPHANY	82,221	-
WONG,TRACY A	75,648	-
WOO,ADAM	80,812	-
WOOD,CHARLES F	80,616	-
WOOD,JASON R	102,412	-
WOOD,MICHAEL J	87,174	-
WOOD,NICOLE C	85,064	-
WOOD,REBECCA	90,928	-
WOOD,SCOTT C	138,178	-
WOOD,SHERI M	78,727	-
WOOD,TANNIS M	86,932	673
WOOD,TARA	88,417	3,105
WOOD,TERESA L	104,890	-
WOODCOCK,GILLIAN A	76,583	-
WOODFIN,ANN M	110,496	30
WOODFORD,MARGARET	75,117	35
WOODROW,EMILY N	76,940	3,737
WOODS,JONATHAN R	77,034	5,135
WOODS,JORDAN B	77,074	2,747
WOODS,VERONICA M	135,383	-
WOOLLCOMBE,VIRGINIA MUNDY	76,774	-
WOPPENKAMP,DANIELLE	140,695	-
WOPPENKAMP,NICHOLAS	183,749	-
WORDEN,ERIK C	78,565	5,501
WORMALD,ADAM C	89,849	593
WORTH,MELISSA P	98,726	613
WORTHINGTON,VIRGINIA	102,719	-

Vancouver Island Health Authority

Schedule Showing Remuneration And Expenses Paid to or on behalf of Each Employee

For the Fiscal Year Ended March 31, 2023 (unaudited)

<b>Name</b>	<b>Remuneration</b>	<b>Expenses</b>
WOULDS,MORGAN	79,760	132
WOYTACK,CHRISTINE K	107,673	676
WOYWITKA,BENJAMIN W	85,923	320
WOYWITKA,KELLY D	111,229	-
WRAFTER,TARA J	116,616	-
WRAY,AMANDA M	93,262	281
WRIGHT,BENJAMIN C	92,028	-
WRIGHT,FIONA	86,060	-
WRIGHT,JODI D	91,174	-
WRIGHT,KENNETH E	91,554	-
WRIGHT,MARCIA L	123,474	1,508
WRIGHT,MICHELLE	95,173	502
WRIGHT,SARAH A	75,515	500
WRIGHT,TERESA A	111,076	-
WRIGHT,VANESSA L	111,252	1,441
WRUCK,ALEXANDRA R	76,302	-
WU,ERIC	101,107	-
WU,LILLY	153,976	-
WU,YU PING	113,398	-
WULOWKA,LESLIE A	89,351	-
WUSSOW,CHARLOTTE A	107,046	-
WYLIE,RHONDA L	80,410	722
WYNANS,MIRANDA J	78,416	-
WYNE,KATHERINE M	98,279	390
XIA,XIAOMAN	114,957	-
XIE,SHAY Z	88,960	-
XING,SHUTING	104,619	-
XU,ANNA	117,462	-
XU,RAYMOND Z	81,693	697
XUE,HONG WENDY	91,621	37
YABLONSKI,CAROLYN L	94,689	1,276
YADA,JEFF S	91,514	-
YADAV,RAVI C	98,031	-
YAGER,BETHANY J	94,282	246
YAGER,SHERI D	110,910	792
YAGINUMA,CHIHARU	118,980	-
YAGO,HEATHER L	77,443	255
YAMASAKI,FUKI	96,575	-
YAN,COLIN	101,693	-
YAN,SHIRLEY K	103,641	-
YAN,SIMON H	103,234	236
YANG,HOEYOUNG JULIE	80,614	66
YANG,JU	84,403	-
YANG,LUFANG	195,150	2,384
YANG,MIN LI	98,996	25
YANG,SHAOJIA	76,311	-
YANG,YINAN AMY	96,410	24
YAP,RICARDO S	79,023	-
YAREDIC,SHANNON L	107,077	-

Vancouver Island Health Authority

Schedule Showing Remuneration And Expenses Paid to or on behalf of Each Employee

For the Fiscal Year Ended March 31, 2023 (unaudited)

<b>Name</b>	<b>Remuneration</b>	<b>Expenses</b>
YARMIE,OLIVIA N	130,497	-
YARROW,RODNEY A	96,963	309
YARROW,SEGE I	86,501	219
YASINSKI,SARAH J	78,455	-
YASKOW,CATHY L	139,114	2,212
YATEMAN,TRACY M	91,903	837
YATES,CONNIE L	87,654	-
YATES,KIMBERLY W	93,406	674
YATSENKO,OLGA	100,969	67
YE,HUIRONG	78,036	3,884
YE,ZHENMIN	81,259	-
YEARWOOD,CHRISTOPHER E	108,855	-
YEARWOOD,JAYNE	119,305	-
YEOMANS,BO	82,085	1,177
YERAMA,KELLY A	111,223	1,050
YEUNG,MANLOK E	113,191	55
YEUNG,WING YAN	121,991	1,098
YILLA,TANYA L	86,148	-
YILMA,CHAKA	99,251	-
YING,JEANNIA	76,219	-
YISHIMALOPEZ,JOHNATAN	87,835	5,354
YO,CATHERINE	79,190	-
YONEDA,DEBORAH D	93,842	-
YONG,LEE FUN	147,314	-
YOO,JINYI	105,896	-
YOO,LAURA MARIE	115,855	-
YOUM,CHILSUN	103,254	-
YOUN,SEIN	78,252	2,168
YOUNESSI,ABDULLAH	101,812	-
YOUNG,ALEXANDRA	80,594	-
YOUNG,BAILEY A	76,687	-
YOUNG,BRENNA	81,655	219
YOUNG,BRIAN W	95,753	-
YOUNG,COLEMAN	118,065	16,946
YOUNG,DESIREE G	126,694	2,306
YOUNG,ERIC C	144,243	-
YOUNG,ERIN D	95,582	-
YOUNG,JOSHUA L	90,034	-
YOUNG,KARREN E	90,399	-
YOUNG,KELLY M	94,578	-
YOUNG,KELLY P	89,361	-
YOUNG,LISA	128,890	2,330
YOUNG,MARISSA L	93,824	625
YOUNG,MICHELE C	78,754	-
YOUNG,PAULA M	124,640	201
YOUNG,SHIRLEY	122,855	110
YOUNG,STEPHEN E	84,686	162
YOUNG,TAMARA J	104,410	1,054
YOUNG,TODD J	87,394	509



Vancouver Island Health Authority

Schedule Showing Remuneration And Expenses Paid to or on behalf of Each Employee

For the Fiscal Year Ended March 31, 2023 (unaudited)

<b>Name</b>	<b>Remuneration</b>	<b>Expenses</b>
YOUNGSTRIETS,GILLIAN	105,189	1,140
YU,EUNCHAE	100,474	578
YU,GLORIA	78,884	4,440
YU,MELANIE P	93,226	3,291
YU,XIAO	83,299	-
YU,ZIQIAO	91,378	-
YUE,HONGYAN	98,830	187
YUEN,PETER	135,268	-
YUEN,ROBERT A	79,820	3,231
YUEN,SUZANNE S	98,868	189
YUEN,TERENCE	119,327	515
YUILL,TAMARA A	110,637	1,418
YULE,JOANNE E	105,083	5,519
YURISTY,SARA A	83,002	1,421
YURY,ROGER J	127,042	815
YZERMAN,NICOLE D	77,352	-
ZADO,JENNIFER L	123,207	628
ZADOROZNIAK,JENNIFER L	110,198	506
ZAHARKO,KELLY D	78,249	-
ZAHN,GINGER	95,238	1,719
ZALMANOWITZ,HANNAH	82,032	1,403
ZAMANI,HAMID	79,693	-
ZAMBA,ALEXI E	88,476	-
ZAMBONI,FRANCESCA	89,621	-
ZANETTE,CAROL L	109,182	-
ZANETTE,RINALDO	80,597	2,848
ZAPISOCKI,DARLENE MARIA	194,408	-
ZAPSHALA,LINDSAY C	100,708	-
ZARZYCKI,ROMAN	84,686	-
ZAVEDIUK,KIMBERLY	108,041	-
ZAWISLAKE,ANDREE C	100,811	2,021
ZAYONC,KAITLYN L	85,806	503
ZAZA,LISA M	93,720	-
ZDANCEWICZ,MAUREEN M	97,194	7,703
ZEHM,BREE	131,151	-
ZEMLAK,REBECCA A	115,172	3,412
ZENTNER,JENNIFER P	78,859	-
ZETARUK,SAVANNAH	85,713	-
ZETINO,MERCEDES F	109,418	-
ZETTLER,SHELBY A	107,307	1,353
ZHANG,GUIXIANG	92,934	-
ZHANG,HONGJUN	103,789	-
ZHANG,KEN S	79,063	1,617
ZHANG,PENGRONG BENJAMIN	90,214	-
ZHANG,XIANZHI	105,746	-
ZHANG,XIJUAN	101,592	-
ZHAO,JIANGBO	91,987	3,555
ZHAO,XIUHUA	202,720	-
ZHEN,YAN	77,576	-

Vancouver Island Health Authority

Schedule Showing Remuneration And Expenses Paid to or on behalf of Each Employee

For the Fiscal Year Ended March 31, 2023 (unaudited)

Name	Remuneration	Expenses
ZHENG,HUAFEI	84,288	-
ZHOU,JIANYING	84,575	2,721
ZHUANG,YINGYU	97,550	-
ZIEGENHAGEL,JANICE L	111,969	2,026
ZIEMIANSKI,RICHARD	76,400	-
ZILINSKI,DANYEL C	153,753	-
ZILKIE,KIMBERLY D	88,035	-
ZIMMER,JODI L	96,670	-
ZIMMERMAN,KATHLEEN A	88,382	-
ZIMMERMAN,KATIE N	116,769	1,149
ZIMMERMANN,BARBARA A	91,494	368
ZINCK,JAIME L	78,306	701
ZINTEL,LORI	116,252	537
ZITEK,CARMEN G	97,275	-
ZIVNY,CATHERINE A	76,092	-
ZMAEFF,CARMEN J	94,794	1,924
ZMARIAM,FETENE	82,845	-
ZOHNER,BRIDGET E	103,242	1,326
ZOGBKOFF,ALLISON N	82,593	251
ZUMMACK,GLEN F	121,948	-
<b>Subtotal:</b> Listing of remuneration and expenses for all employees with remuneration exceeding \$75,000	828,394,295	7,029,563
<b>Consolidated total:</b> Remuneration and expenses of other employees with remuneration less than \$75,000	736,526,868	8,493,819
<b>Total:</b> Remuneration to all Island Health Employees	<b>\$ 1,564,921,163</b>	<b>\$ 15,523,382</b>

## Reconciliation of Remuneration Paid to or on Behalf of Each Employee

For the Fiscal Year Ended March 31, 2023

(Unaudited)

(in thousands of dollars)

Total remuneration - elected officials, employees appointed by Cabinet and members of the Board of Directors	\$	204
Total remuneration - other employees		<u>1,564,921</u>
<b>Subtotal per Schedule G</b>		<b>1,565,125</b>
<b>Reconciling Items</b>		
Employee Benefits		456,047
Purchased Services		354,134
Change in Liability Accounts		53,856
Amounts not reportable for FIA pursuant to Financial Information regulation, Schedule 1, section 6 and the <i>Financial Information Act</i> , section 2		1,663
Capitalized Labour		(20,860)
Taxable Benefits		(3,446)
Operating costs reported in Schedule F		(3,087)
Other Adjustments		(631)
Board of Directors Remuneration		<u>(204)</u>
<b>Total Remuneration per Financial Statements Note 15 (d)</b>	<b>\$</b>	<b><u>2,402,596</u></b>

---

Vancouver Island Health Authority

## Statement of Severance Agreements

For the Fiscal Year Ended March 31, 2023  
(Unaudited)

There were 14 severance agreements made between Vancouver Island Health Authority and its non-unionized employees during the fiscal year 2022/23.

These agreements represent from 1 week to 16 months compensation\*.

\*"Compensation" means the value based on salaries and benefits.